


Statistical Summary

FY 2010 Community Corrections Offender Population



KANSAS DEPARTMENT OF CORRECTIONS

COMMUNITY CORRECTIONS DIVISION

A safer Kansas through effective community collaboration and correctional practices

SEPTEMBER 2010

Preface

This report provides a detailed statistical summary of adult offenders under the Kansas community corrections system during fiscal year 2010. The report is based on data pulled from the Total Offender Activity Documentation System (TOADS). The number of offenders for whom information is available varies across data items. The data may differ from other reports published by the Kansas Department of Corrections and the Kansas Sentencing Commission because this report reflects information for community corrections offenders only; captures different data elements; and is captured at different points in time. Each set of data is prefaced with a short description of content. There are seven different sets of data included within this report.

Fiscal Year 2010 Community Corrections Statistical Summary Data Index

Page	1	Title Page (not numbered)
Page	2	Preface
Page	3	Index
Page	4	Agency Index
Page	5	Section 1: Description of Section 1 - graphs
Pages	6-37	Section 1: Number and Percentage of Community Corrections Closed Offender Files by Reason for Closure for Fiscal Years 2006 - 2010
Page	38	Section 2: Description of Section 2 - graphs
Page	39	Section 2: Number and Percentage of Community Corrections Offender Files Closed in in FY 2010 by Agency and Reason for Closure
Page	40	Section 3: Description of Section 3 - graphs
Pages	41-51	Section 3: Number of Opened Offender Files for Fiscal Years 2006 thru 2010 by Agency and Statewide
Page	52	Section 4: Description of Section 4 - graphs
Page	53-54	Section 4: Number of Community Corrections Offenders (with an LSI-R score): Termination Reason by Supervision Level
Page	55	Section 5: Description of Section 5 – graphs
Pages	56-66	Section 5: Average Number of Offender Files Closed per Month by Reason for Closure for Fiscal Years 2006 - 2010
Page	67	Section 6: Description of Section 6 - graphs
Pages	68-78	Section 6: Percentage of Initial LSI-R's by Risk Level for Fiscal Year 2010 for All Agencies and Statewide
Page	79	Section 7: Description of Section 7 - graphs
Pages	80-271	Section 7: FY2010 LSI-R Data

Agency Index

The following table shows the page numbers for each section by agency.

	Section 1	Section 2	Section 3	Section 4	Section 5	Section 6	Section 7
2nd	6	39	41	53-54	56	68	80-85
4th	7	39	41	53-54	56	68	86-91
5th	8	39	41	53-54	56	68	92-97
6th	9	39	42	53-54	57	69	98-103
8th	10	39	42	53-54	57	69	104-109
11th	11	39	42	53-54	57	69	110-115
12th	12	39	43	53-54	58	70	116-121
13th	13	39	43	53-54	58	70	122-127
22nd	14	39	43	53-54	58	70	128-133
24th	15	39	44	53-54	59	71	134-139
25th	16	39	44	53-54	59	71	140-145
28th	17	39	44	53-54	59	71	146-151
31st	18	39	45	53-54	60	72	152-157
AT	19	39	45	53-54	60	72	158-163
CEK	20	39	45	53-54	60	72	164-169
CB	21	39	46	53-54	61	73	170-175
CL	22	39	46	53-54	61	73	176-181
DG	23	39	46	53-54	61	73	182-187
HVMP	24	39	47	53-54	62	74	188-193
JO	25	39	47	53-54	62	74	194-199
LV	26	39	47	53-54	62	74	200-205
MG	27	39	48	53-54	63	75	206-211
NWK	28	39	48	53-54	63	75	212-217
RN	29	39	48	53-54	63	75	218-223
RL	30	39	49	53-54	64	76	224-229
SFT	31	39	49	53-54	64	76	230-235
SG	32	39	49	53-54	64	76	236-241
SN	33	39	50	53-54	65	77	242-247
SCK	34	39	50	53-54	65	77	248-253
SU	35	39	50	53-54	65	77	254-259
UG	36	39	51	53-54	66	78	260-265
STATE	37	39	51	53-54	66	78	266-271

SECTION I: Number and Percentage of Community Corrections Closed Offender Files by Reason for Closure for Fiscal Years 2006 - 2010

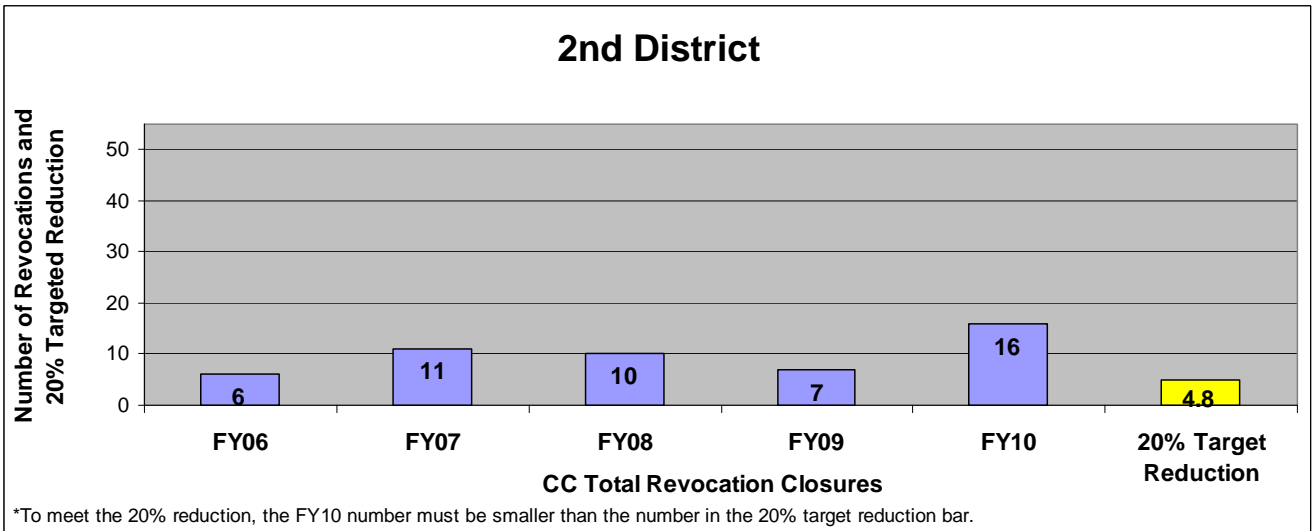
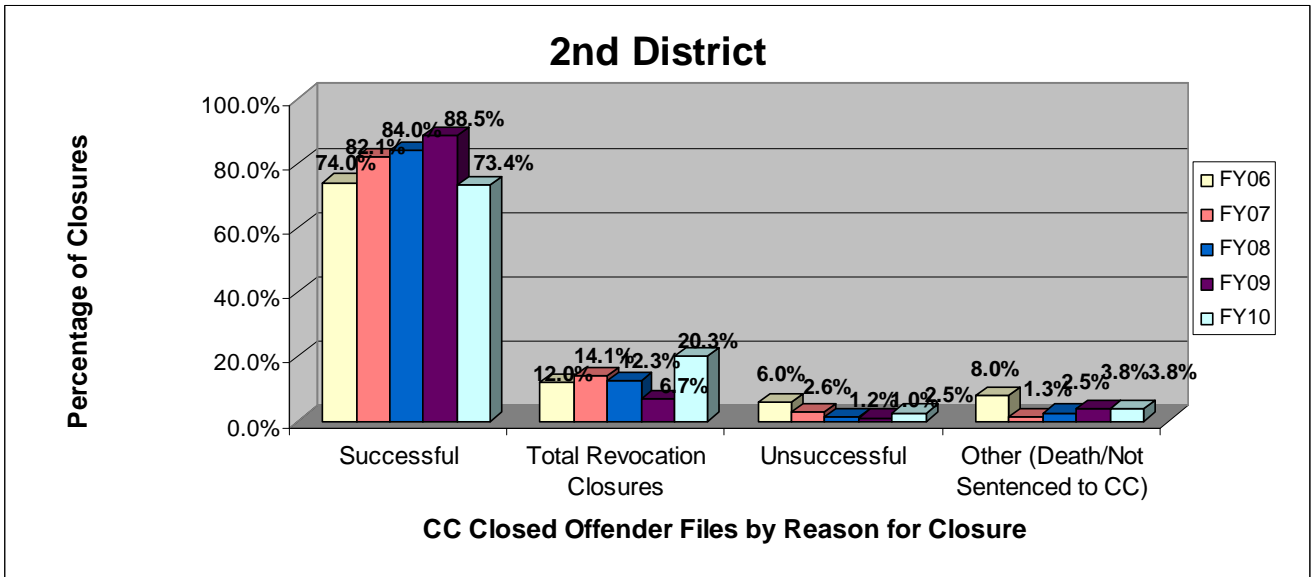
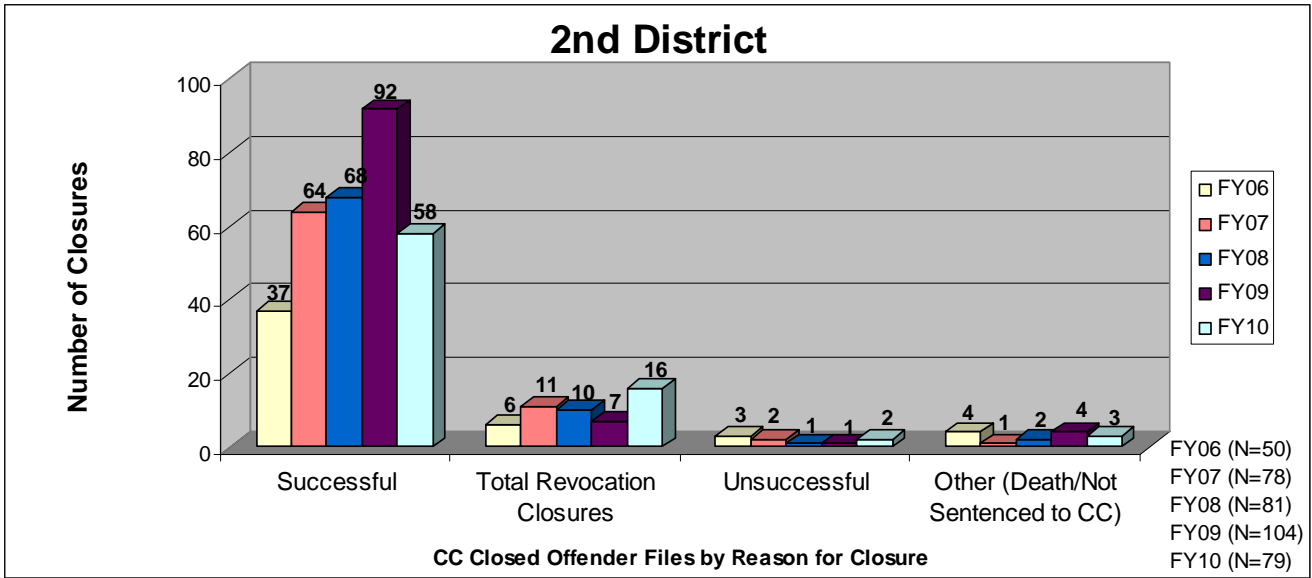
The first section of data consists of the closed offender files by termination reason for fiscal years 2006 thru 2010 for each agency and statewide (pages 6-37). For this data set, a “file” is defined as a court case assigned to a specific offender. In any agency’s jurisdiction, an offender may have multiple cases (“files”) that close within the time frame. In that event, the case closure reasons are weighted so that an offender is only counted once, and an accurate count of offenders who are successful or revoked can be obtained. The data contains the number and percentage of how the **offender files closed** during the last five fiscal years. In the bottom right-hand corner of the first chart, there will be a fiscal year followed by a number; this is the **total number of closed offender files** for that fiscal year. For each agency, an offender is only counted one time. The third chart, last bar in the chart, shows where the 20% reduction is. If the FY10 number is **at or beneath** that bar, then the agency met the 20% reduction. You may also notice that the scale for charts 1 and 3 is different from agency to agency. The scale is based on the number of offender files closed by like agencies (see below). All information included in this section was pulled from Court Case Sentencing Activity Report on 7/9/10 at 7:49:11AM.

<u>Agency</u>	<u>1st Chart Scale</u>	<u>3rd Chart Scale</u>
2nd	100	50
4th	100	50
5th	100	50
11th	100	50
13th	100	50
31st	100	50
CEK	100	50
CB	100	50
CL	100	50
HVMP	100	50
RL	100	50
SFT	100	50

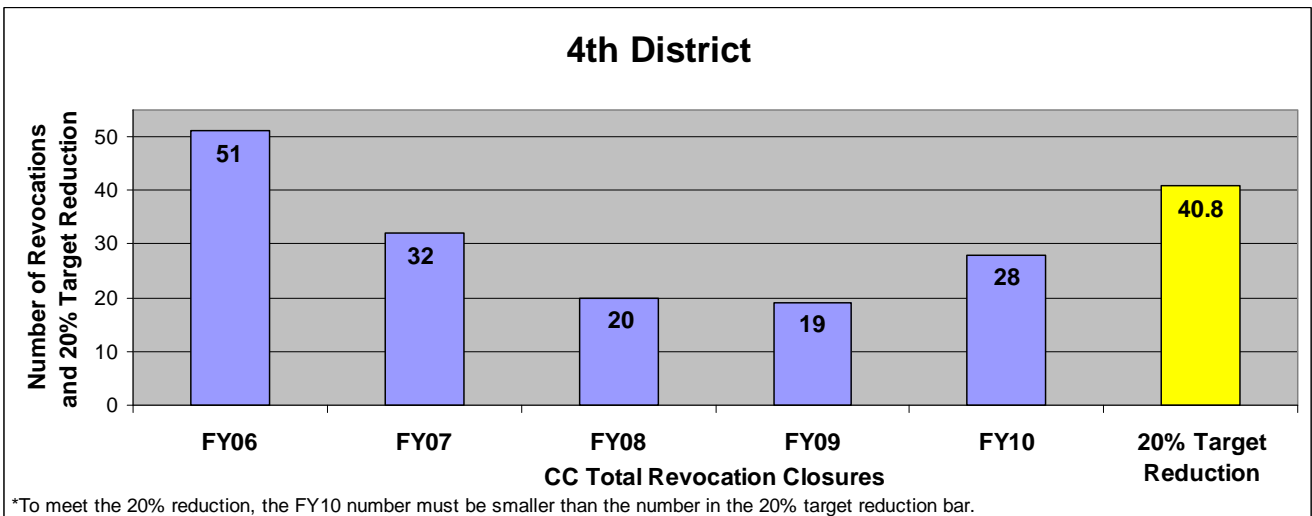
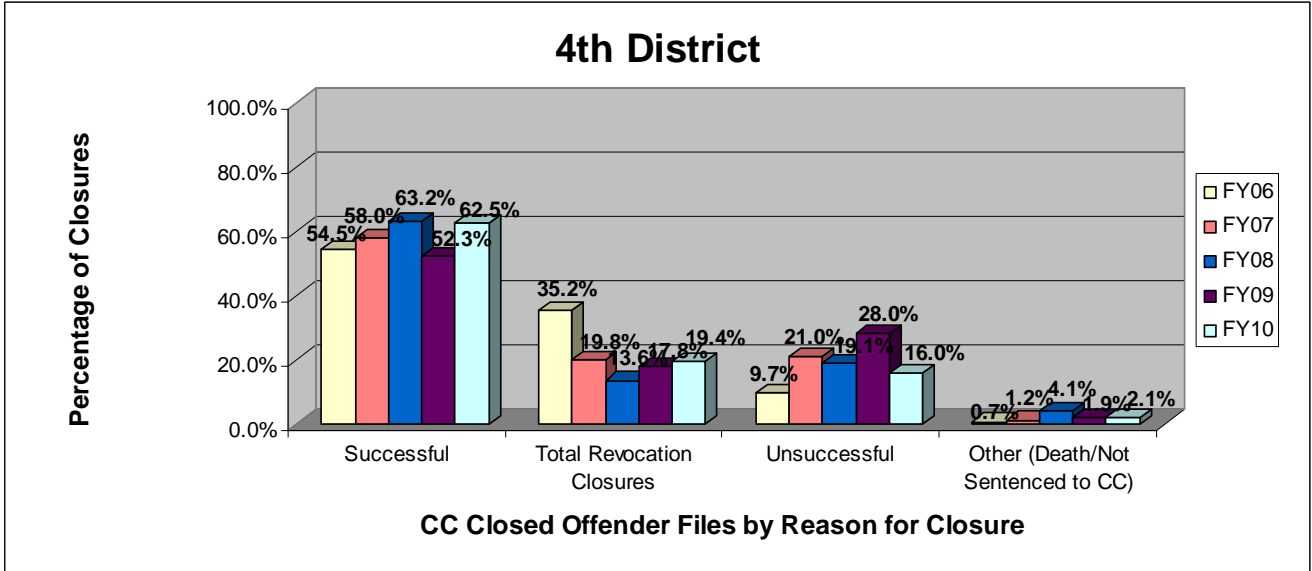
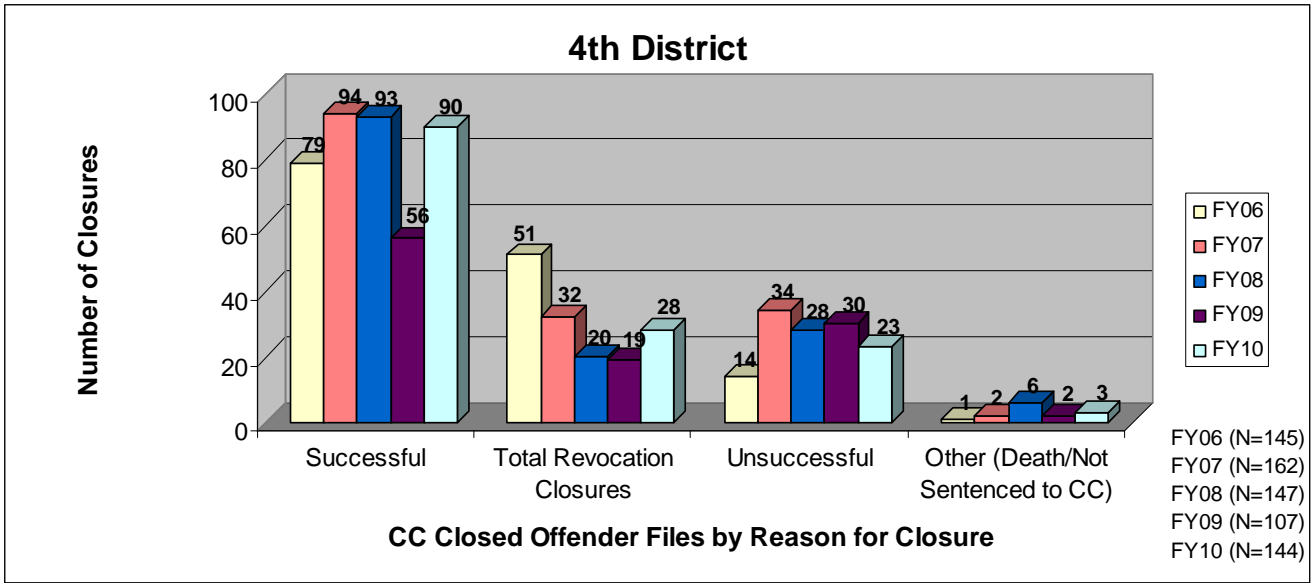
<u>Agency</u>	<u>1st Chart Scale</u>	<u>3rd Chart Scale</u>
6 th	60	40
12 th	60	40
22 nd	60	40
24 th	60	40
AT	60	40
LV	60	40
MG	60	40
SCK	60	40
SU	60	40

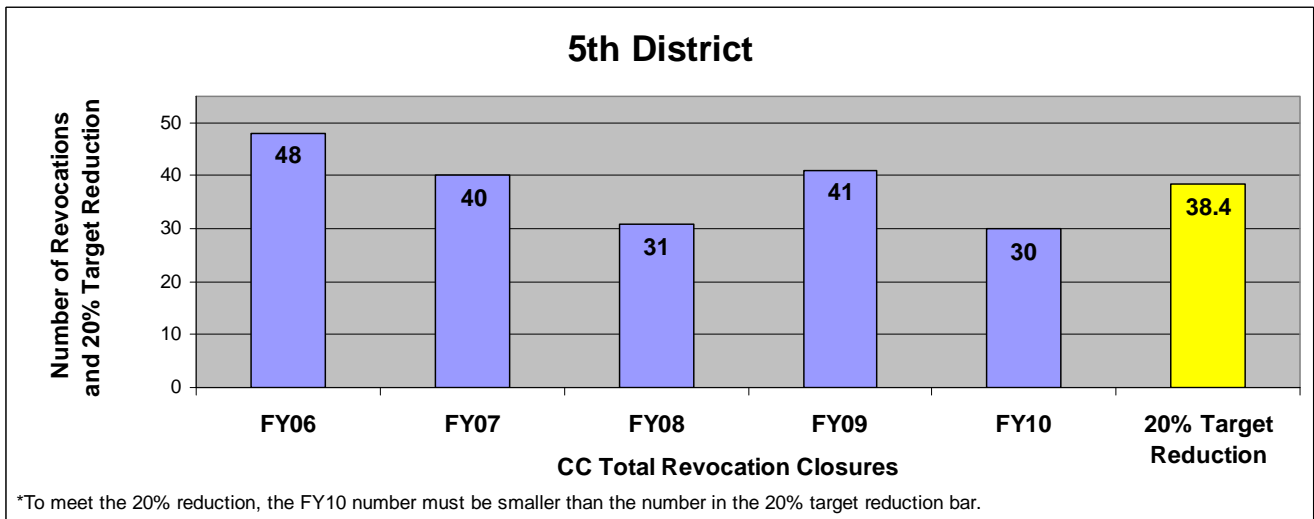
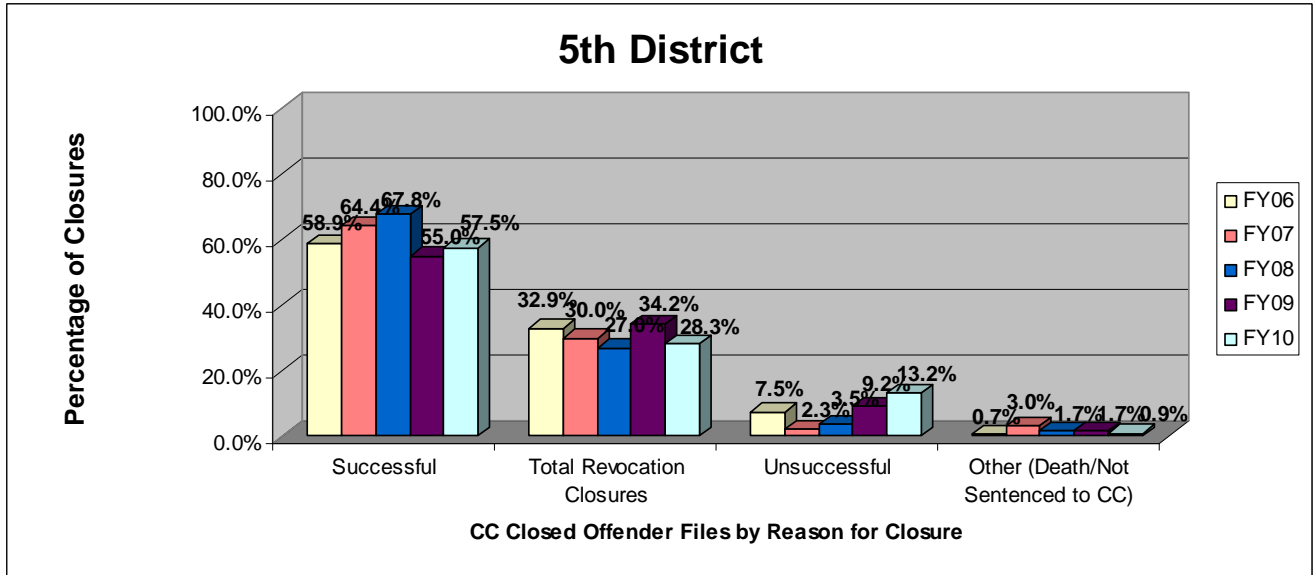
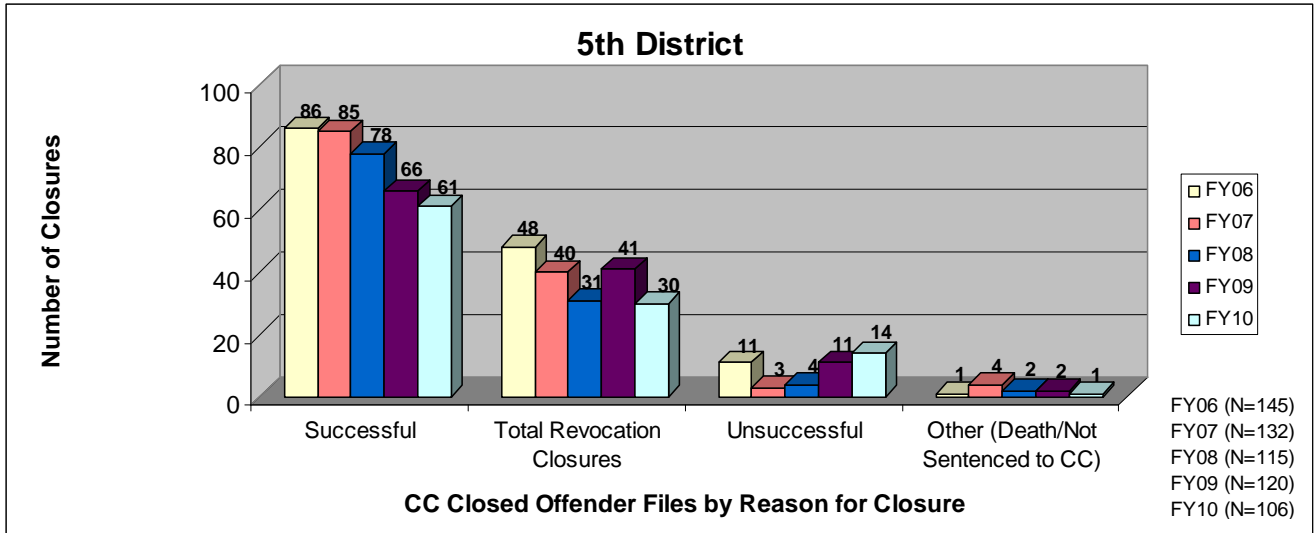
<u>Agency</u>	<u>1st Chart Scale</u>	<u>3rd Chart Scale</u>
8th	250	100
25th	250	100
28th	250	100
DG	250	100
RN	250	100
SN	250	100

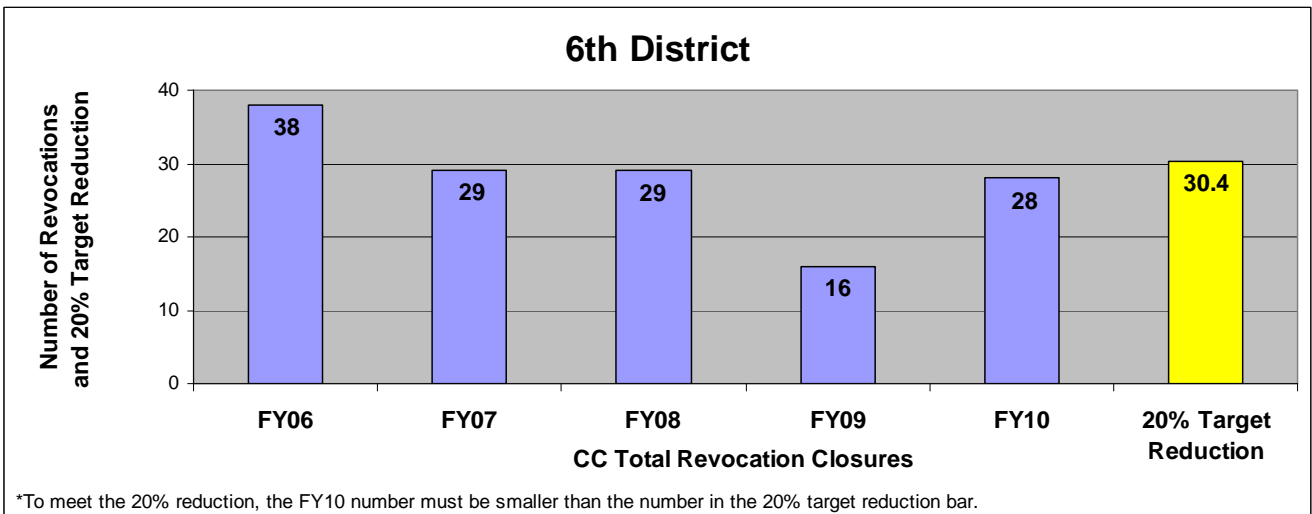
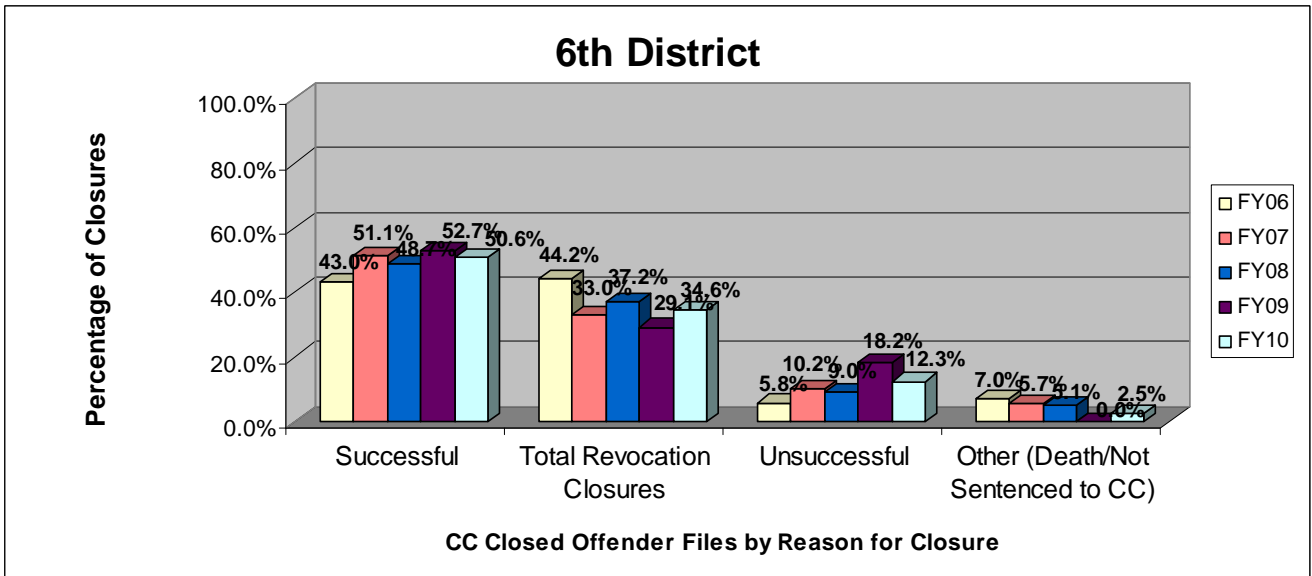
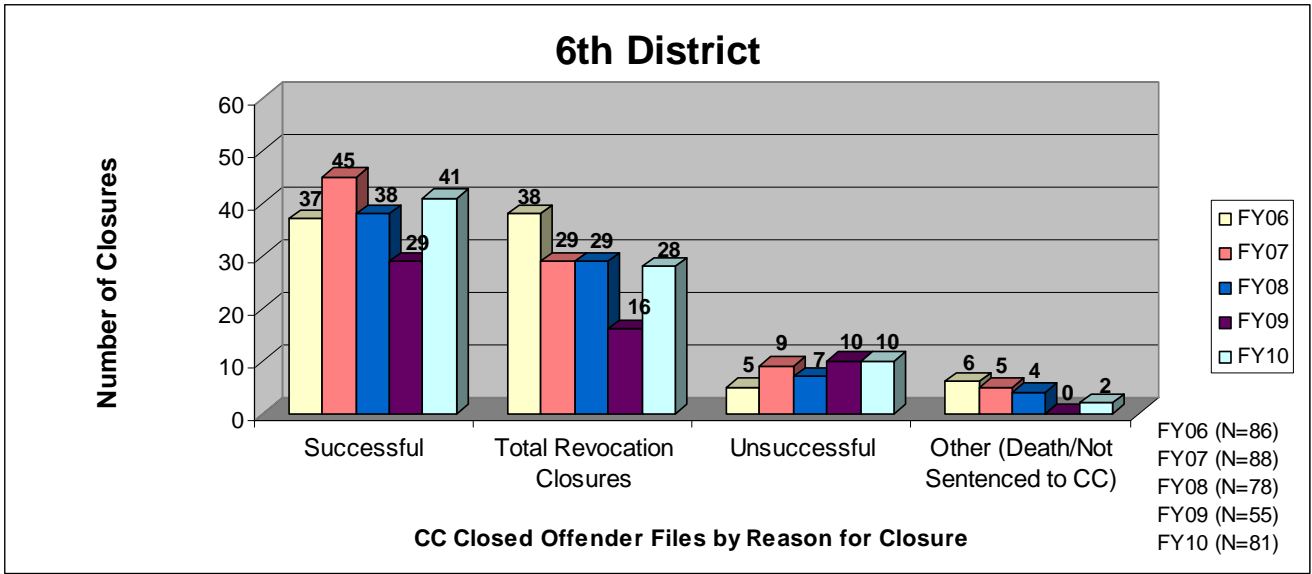
<u>Agency</u>	<u>1st Chart Scale</u>	<u>3rd Chart Scale</u>
JO	700	700
SG	700	700
UG	700	700

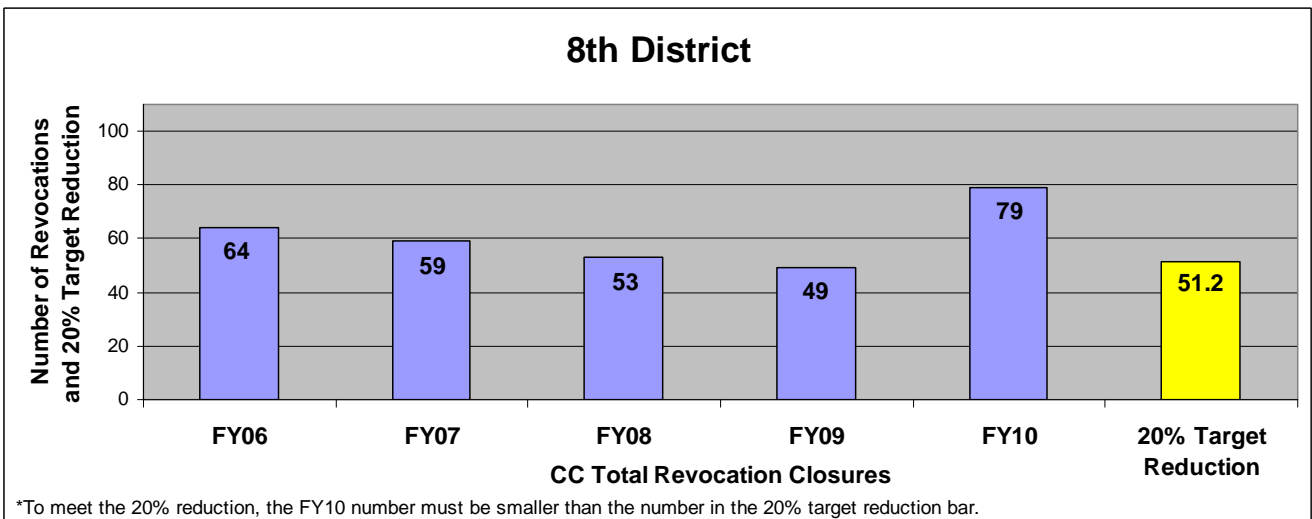
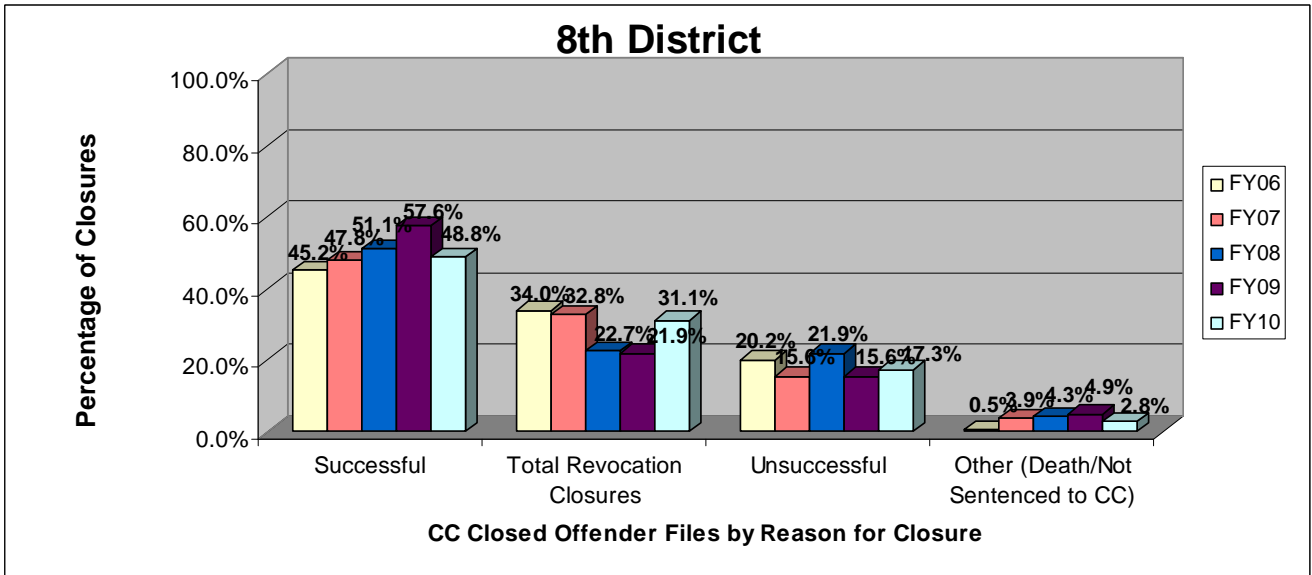
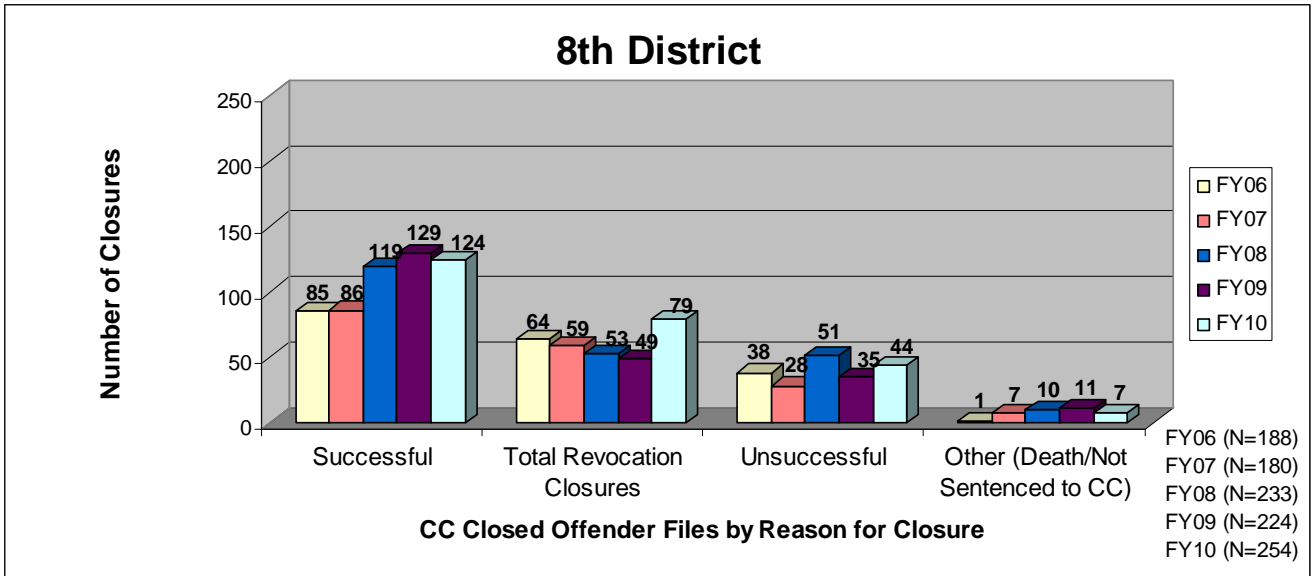


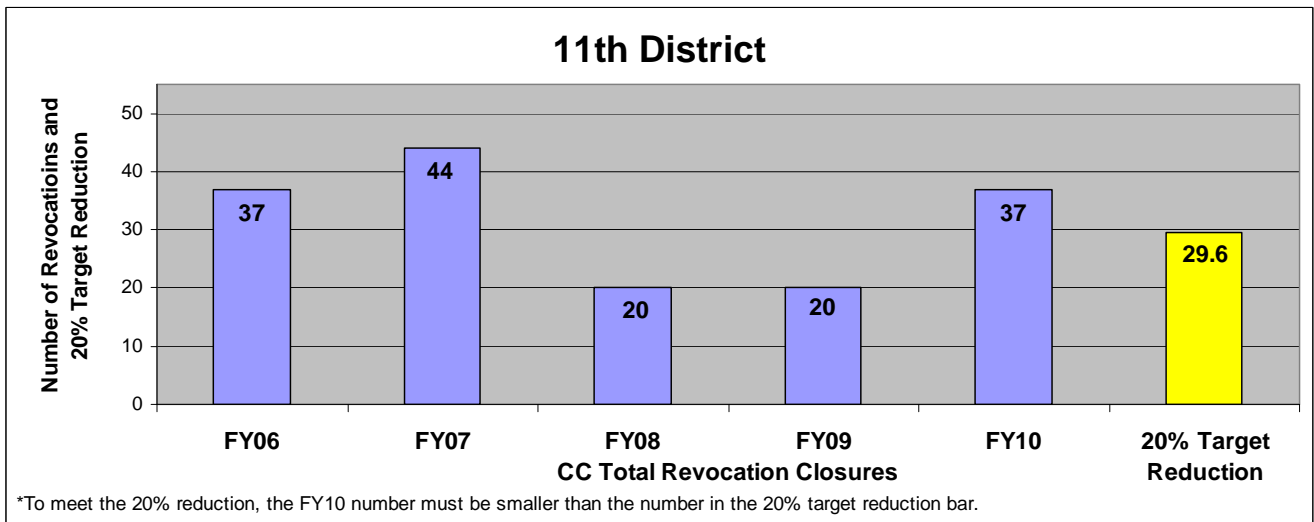
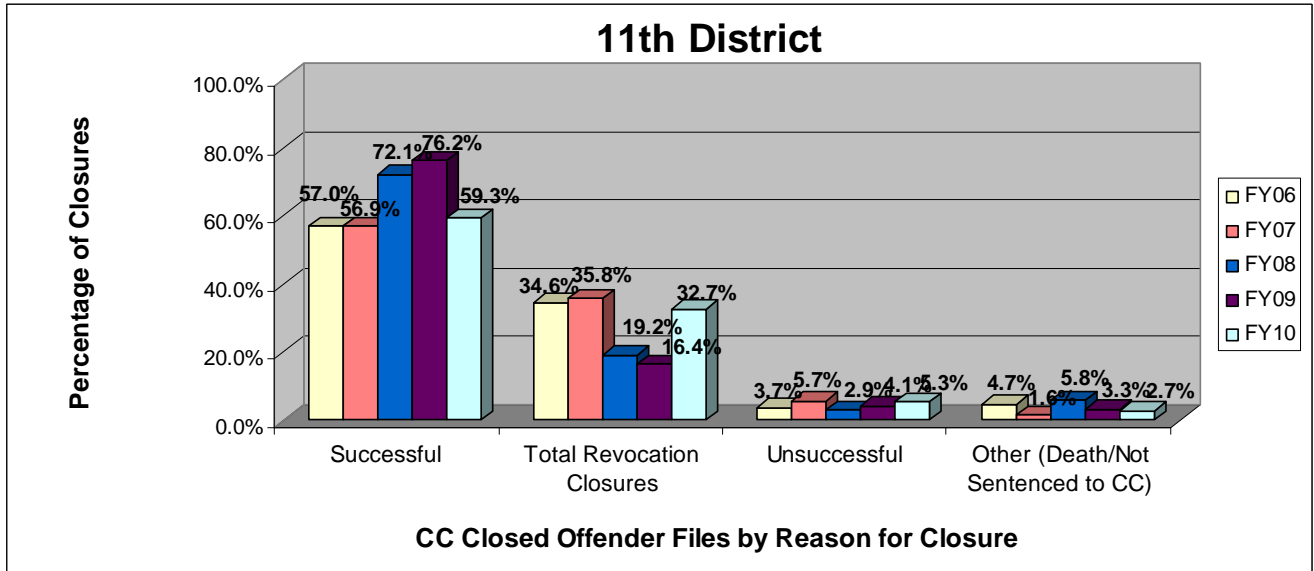
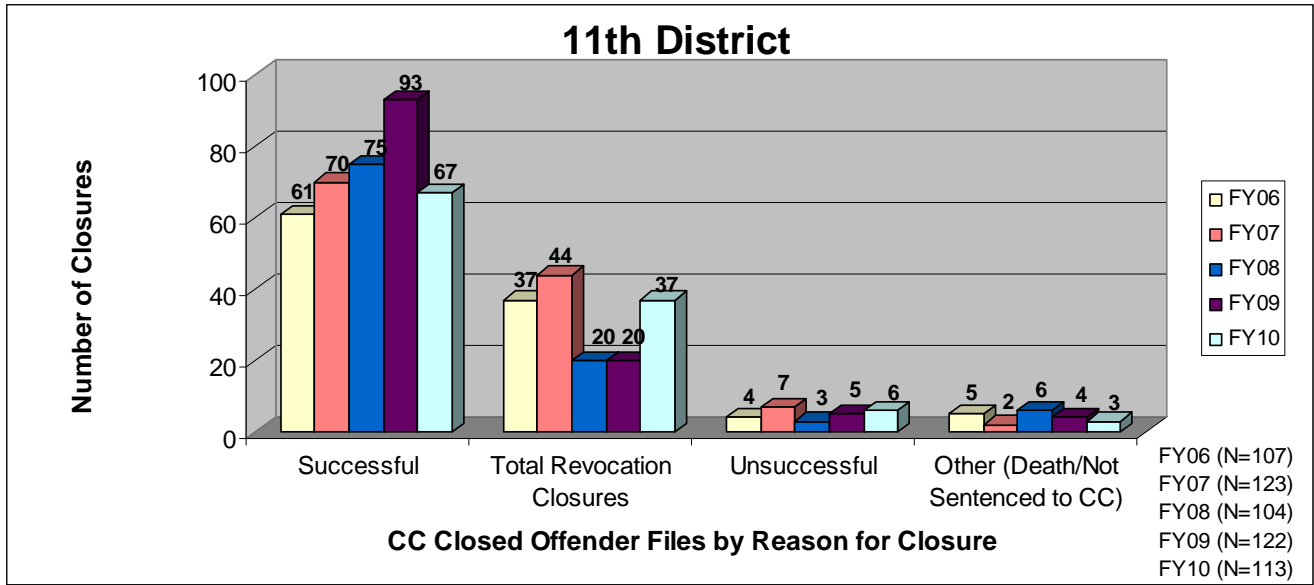
*To meet the 20% reduction, the FY10 number must be smaller than the number in the 20% target reduction bar.

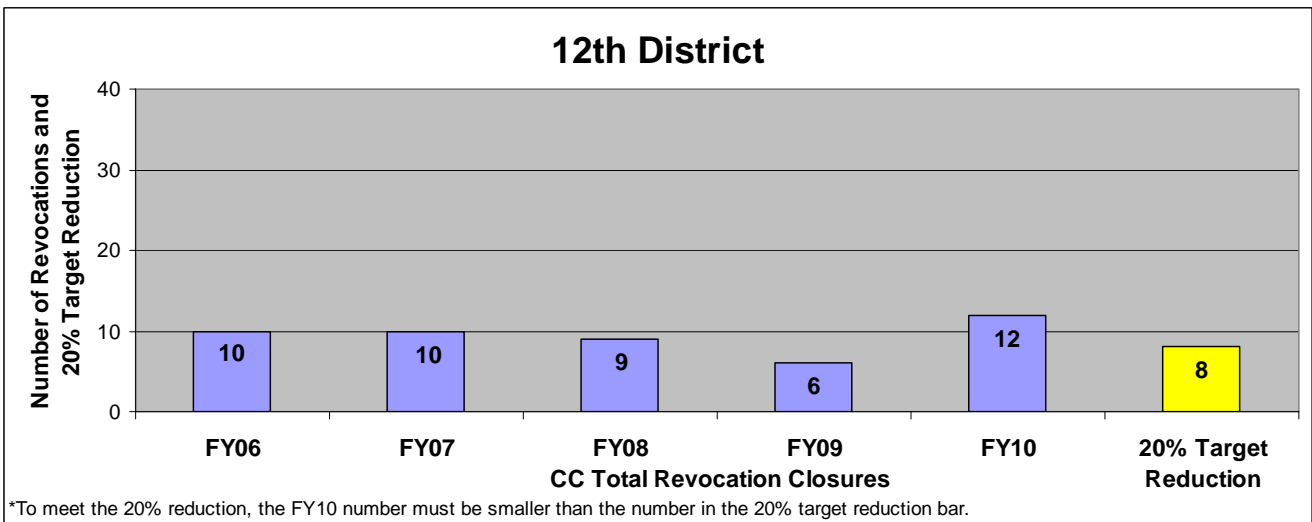
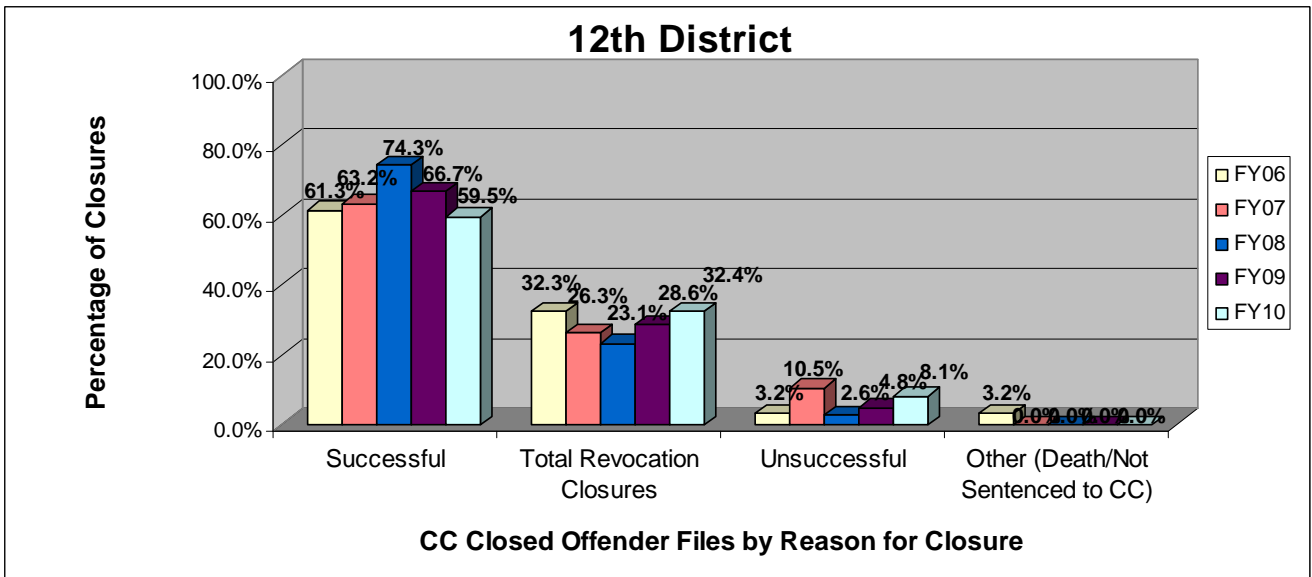
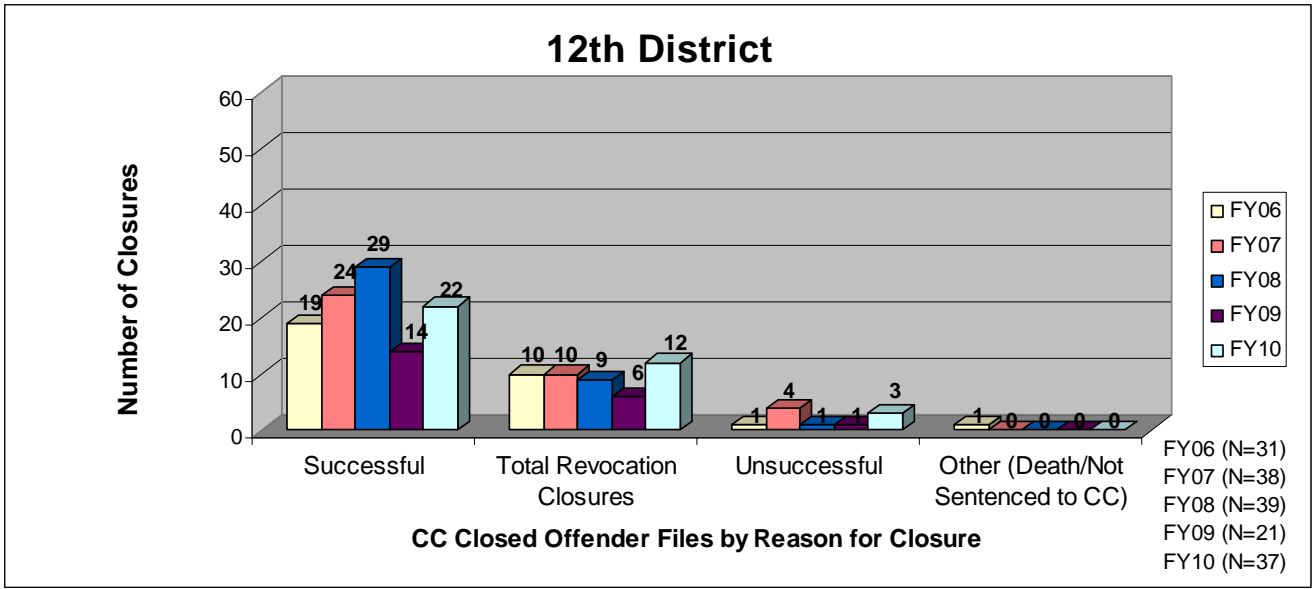




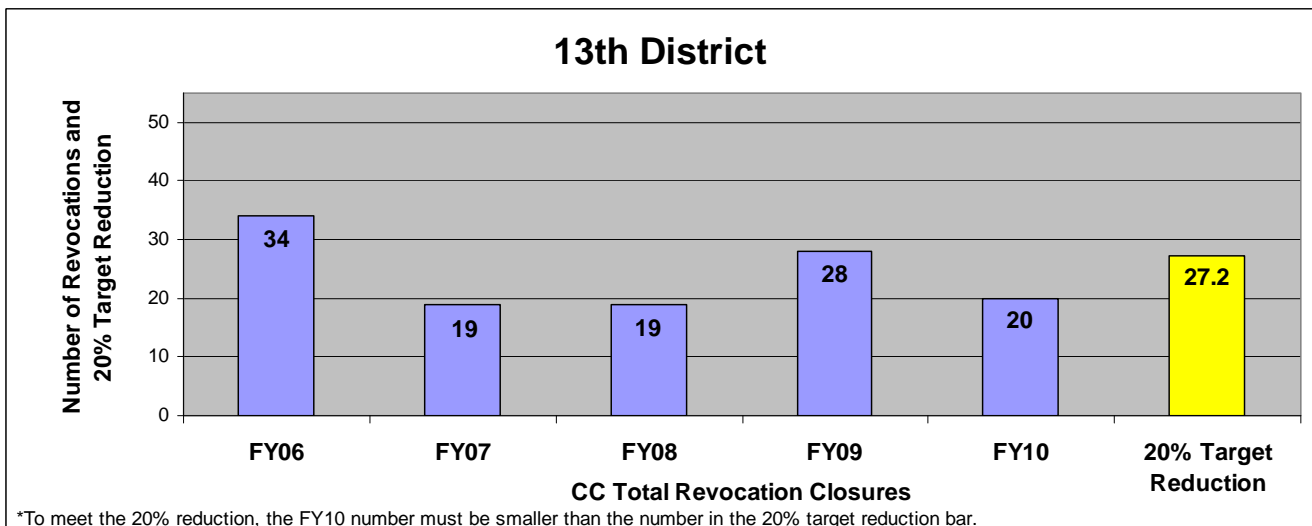
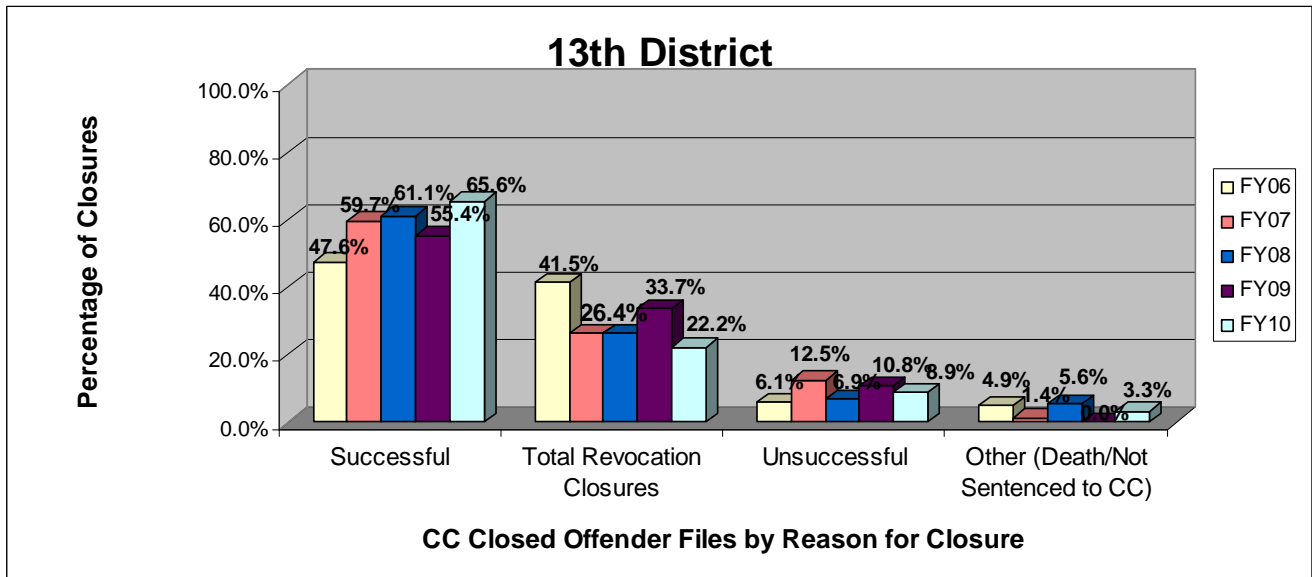
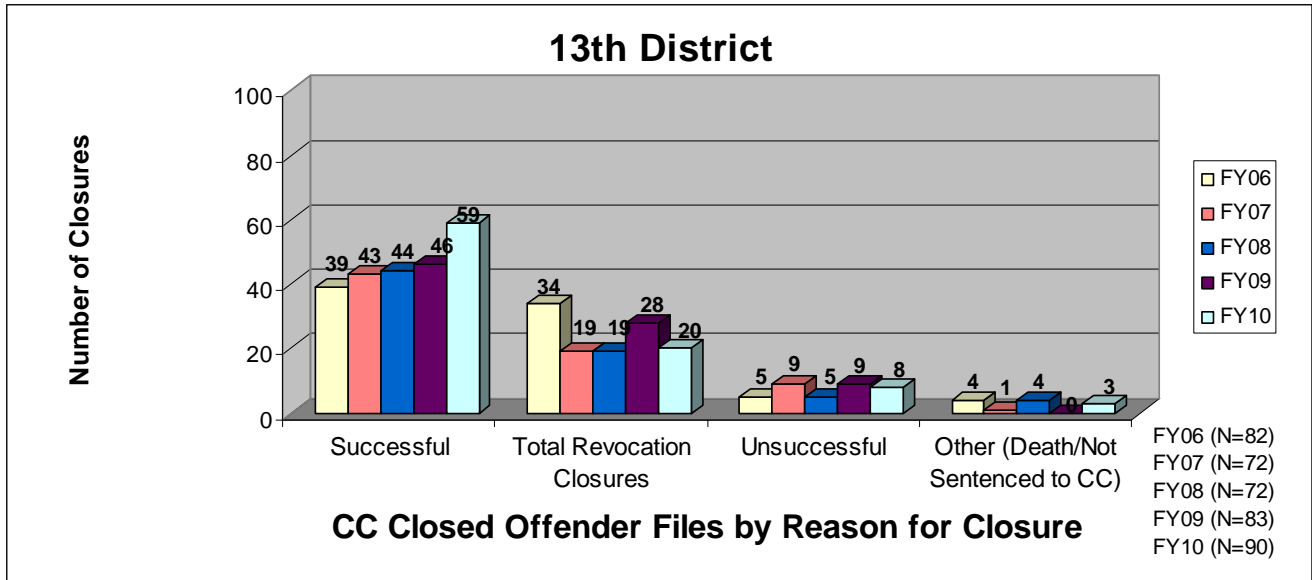




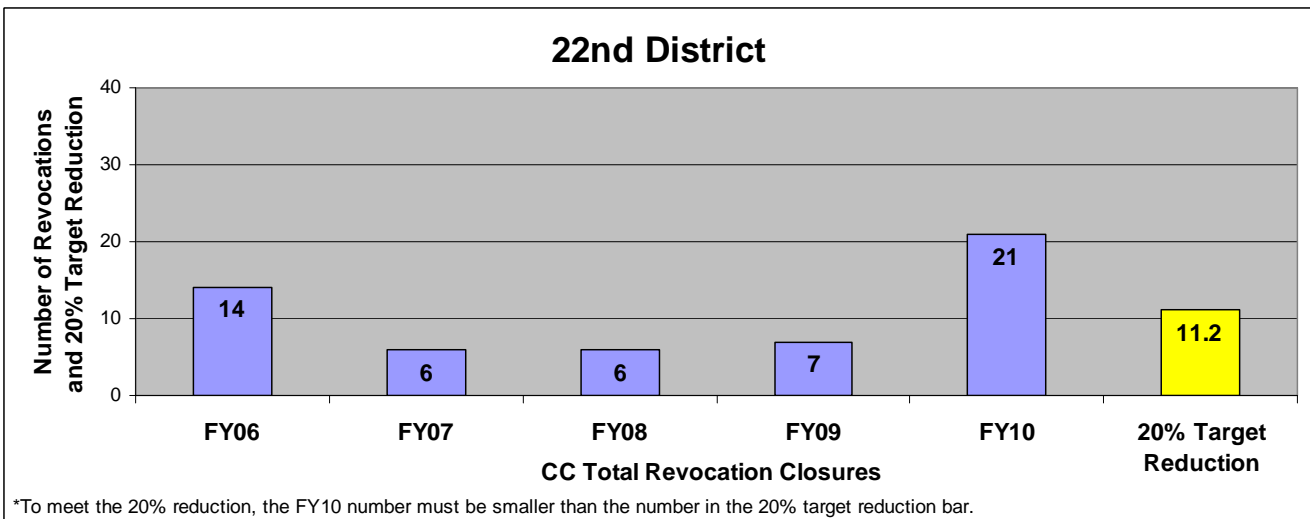
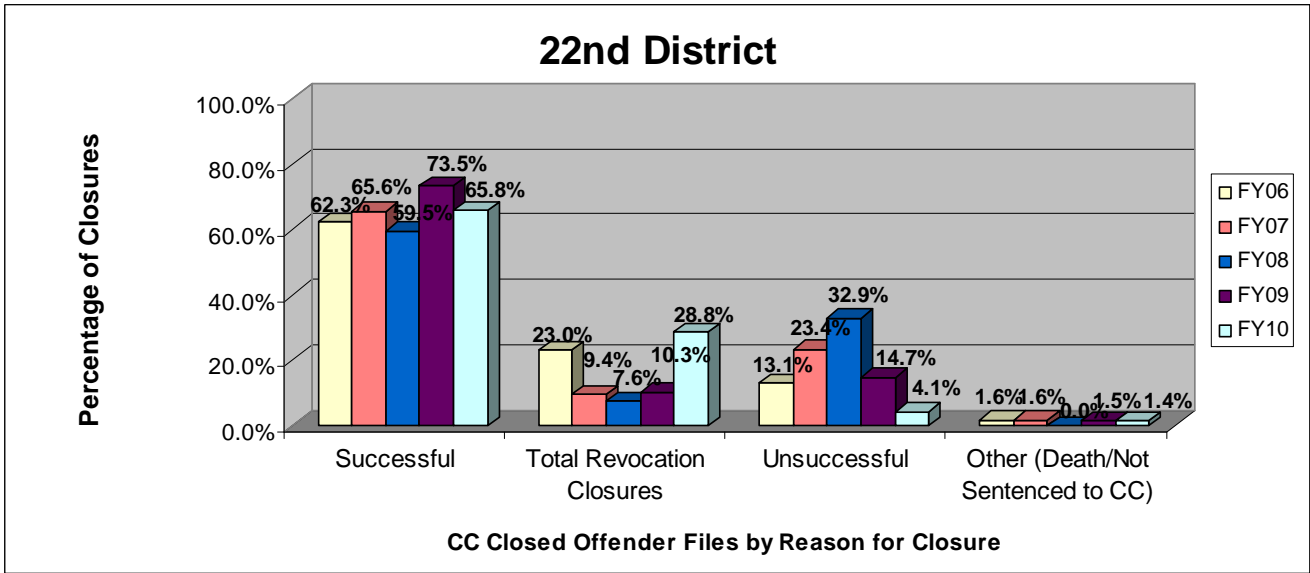
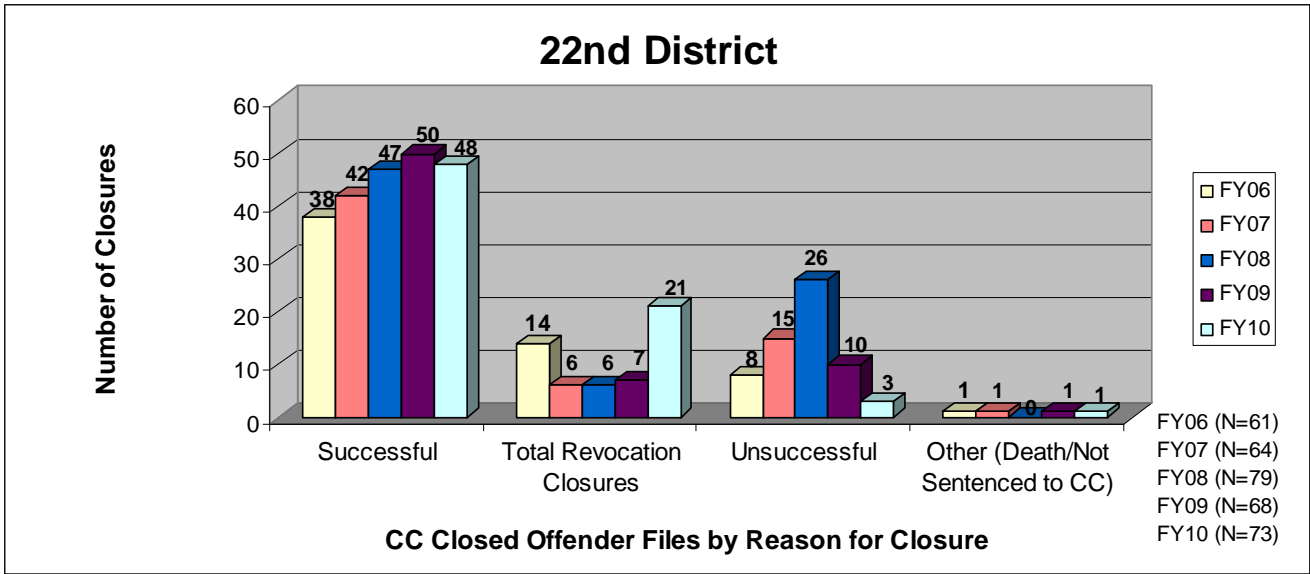


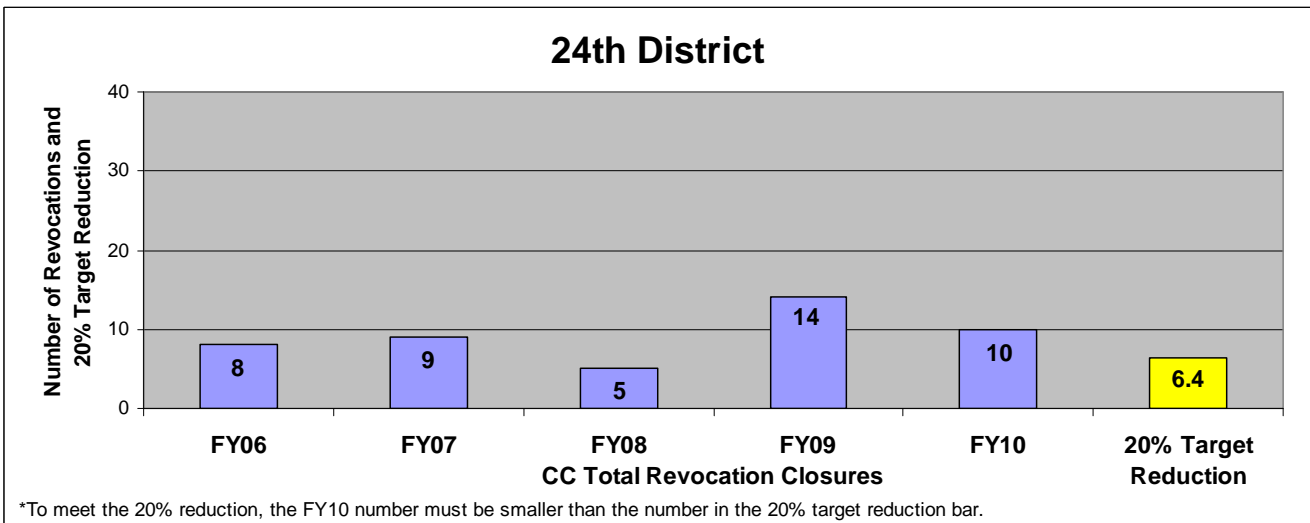
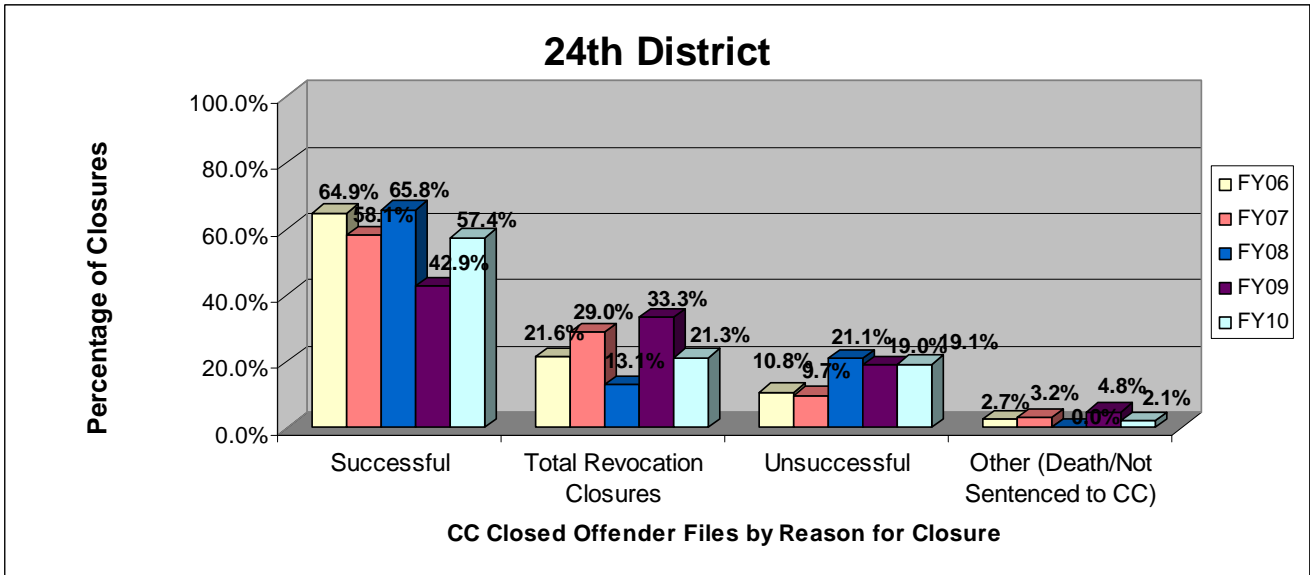
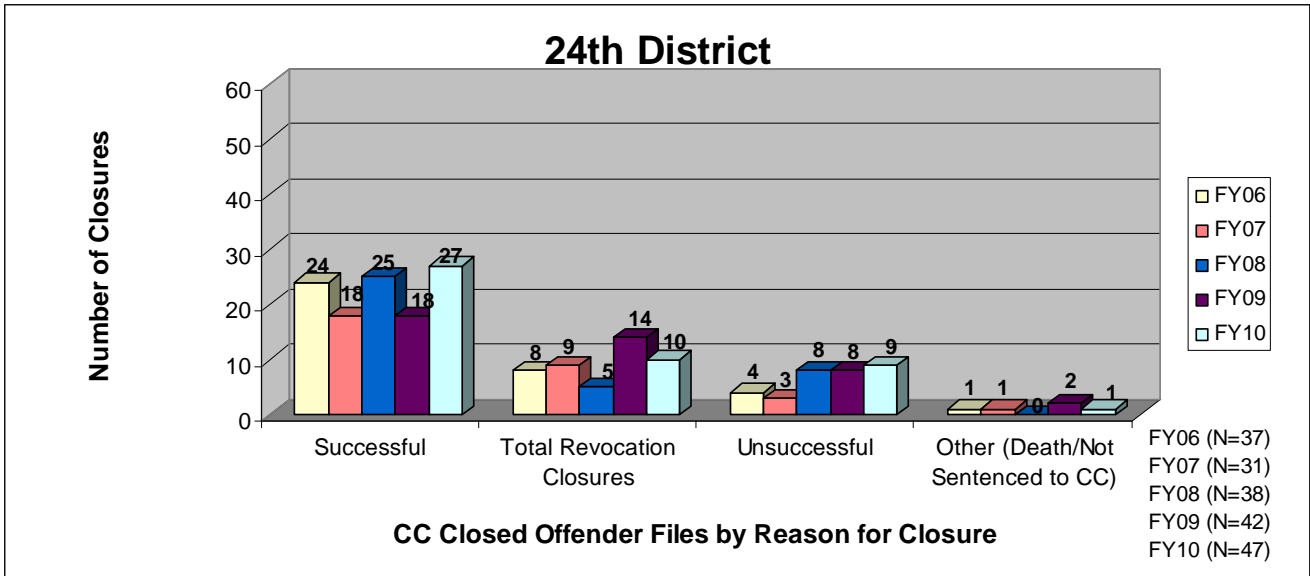


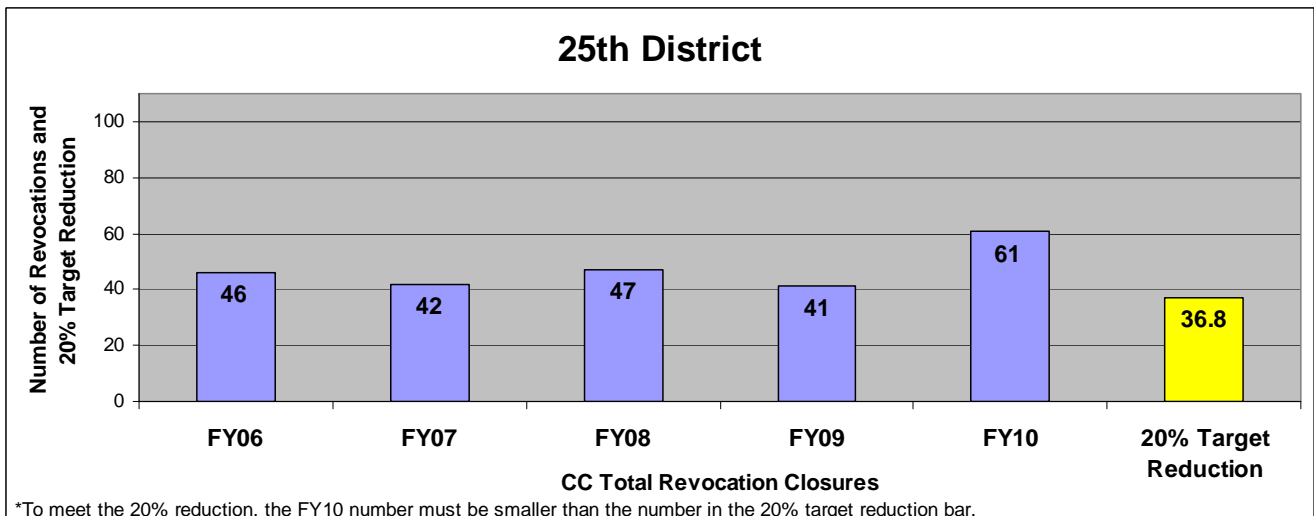
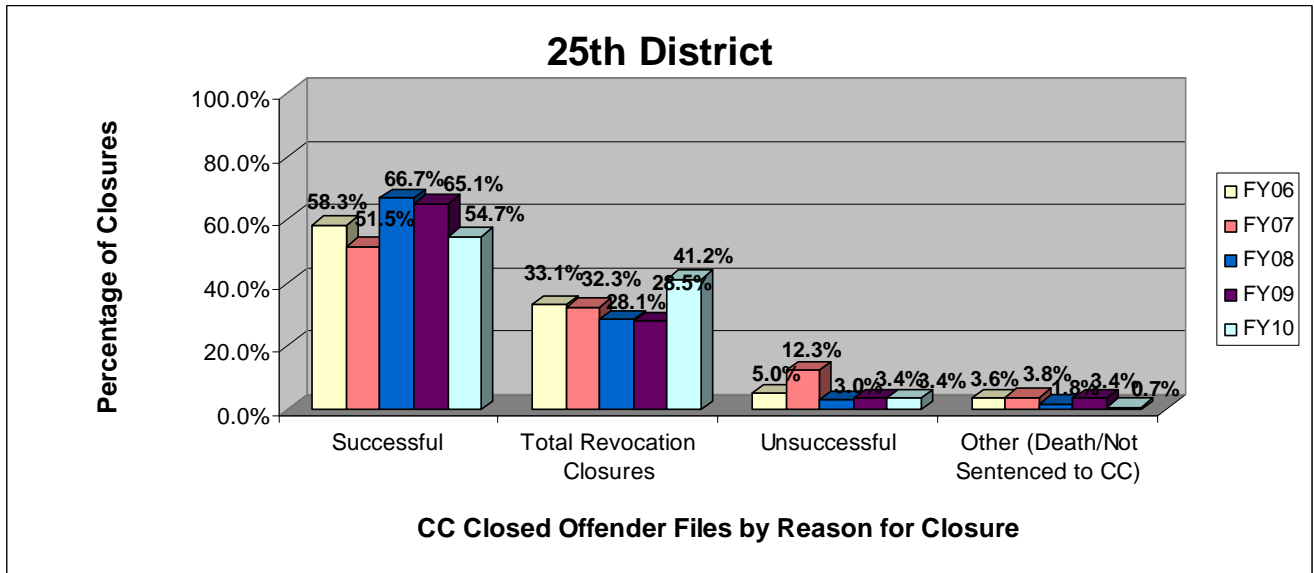
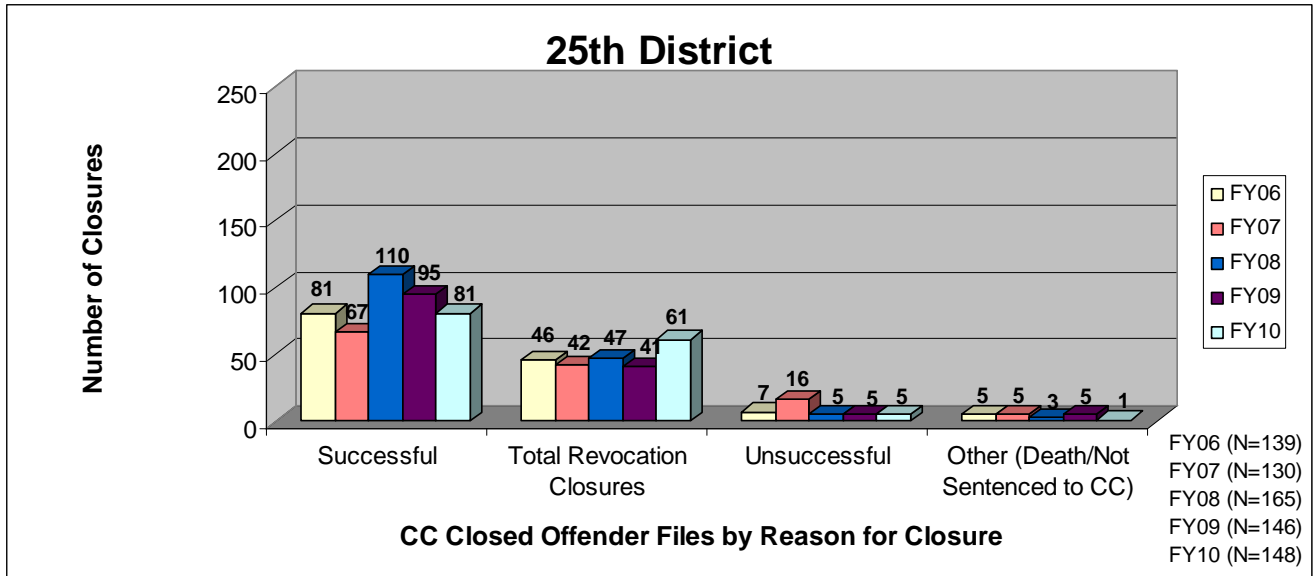
*To meet the 20% reduction, the FY10 number must be smaller than the number in the 20% target reduction bar.

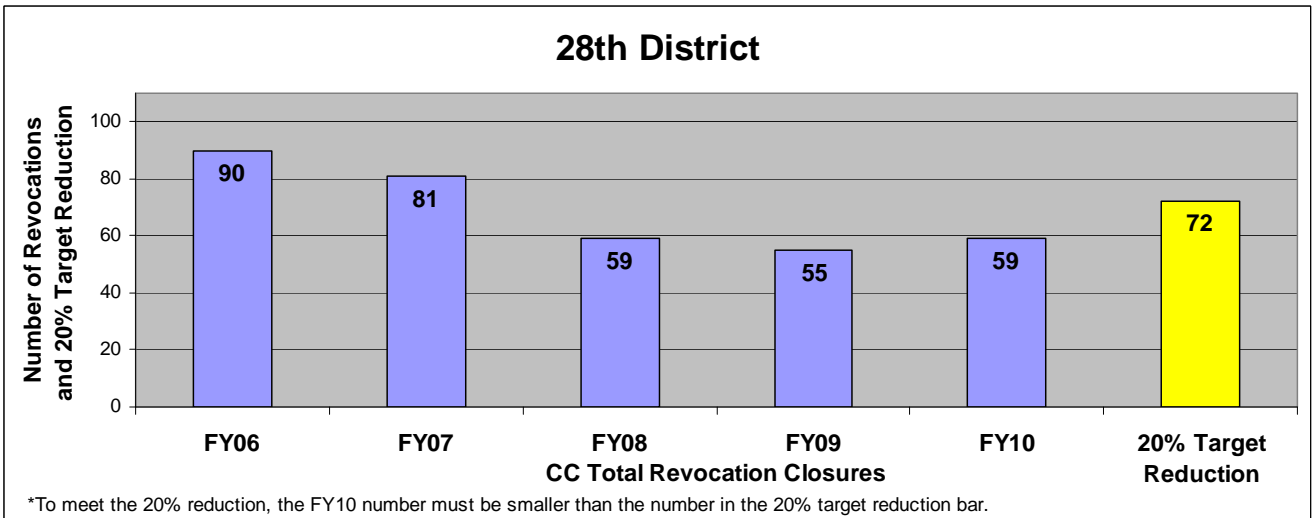
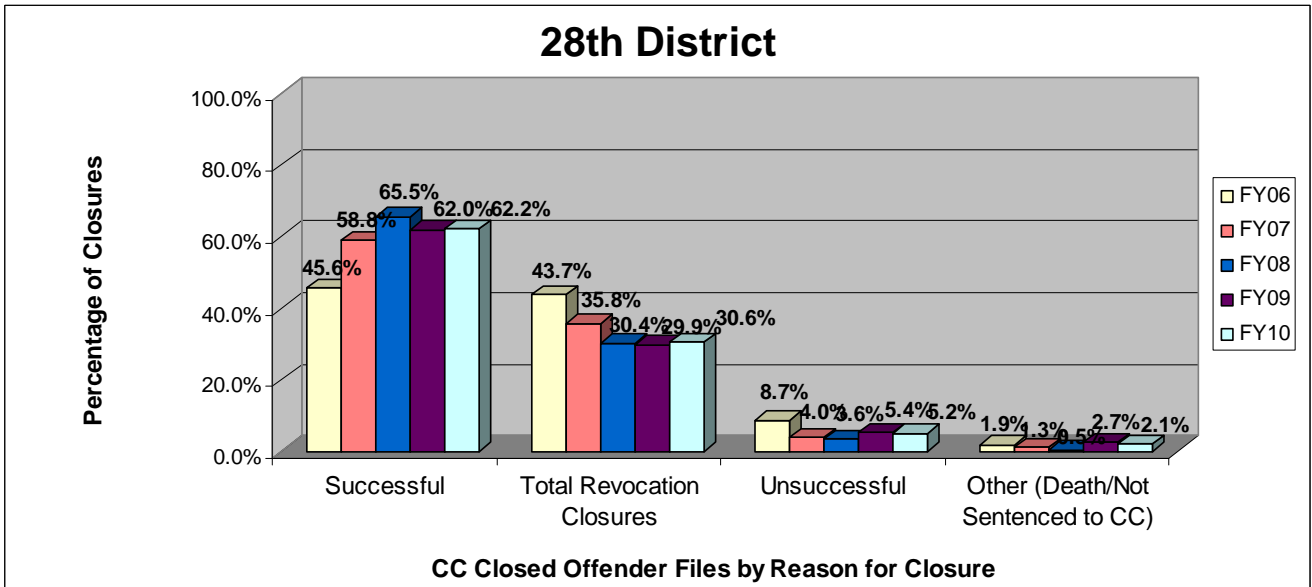
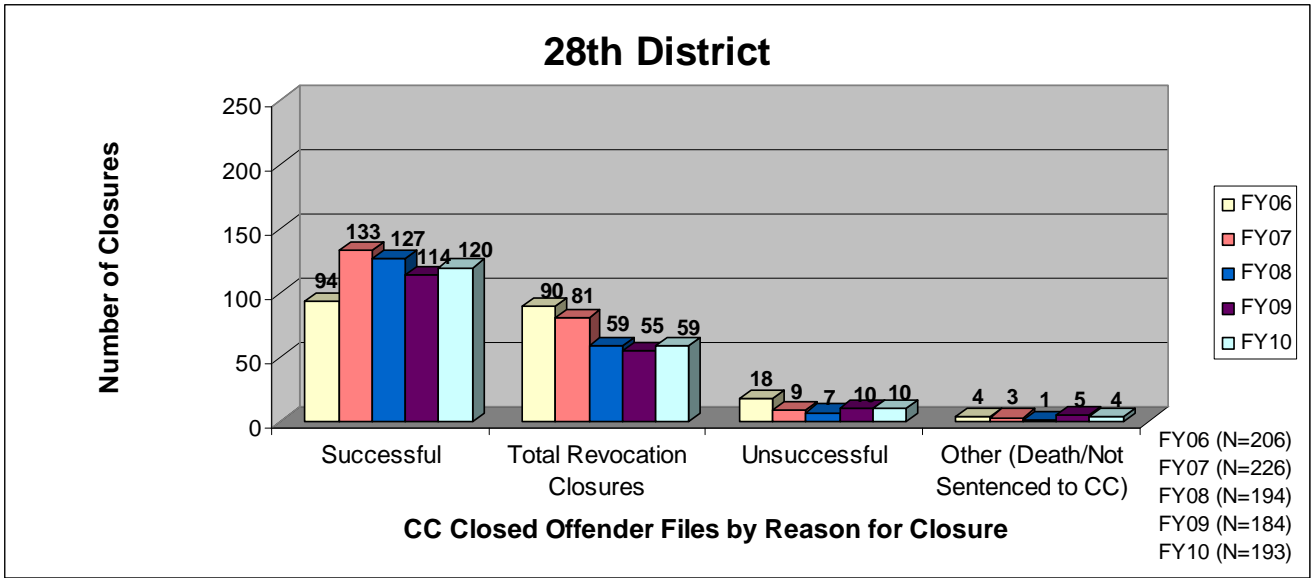


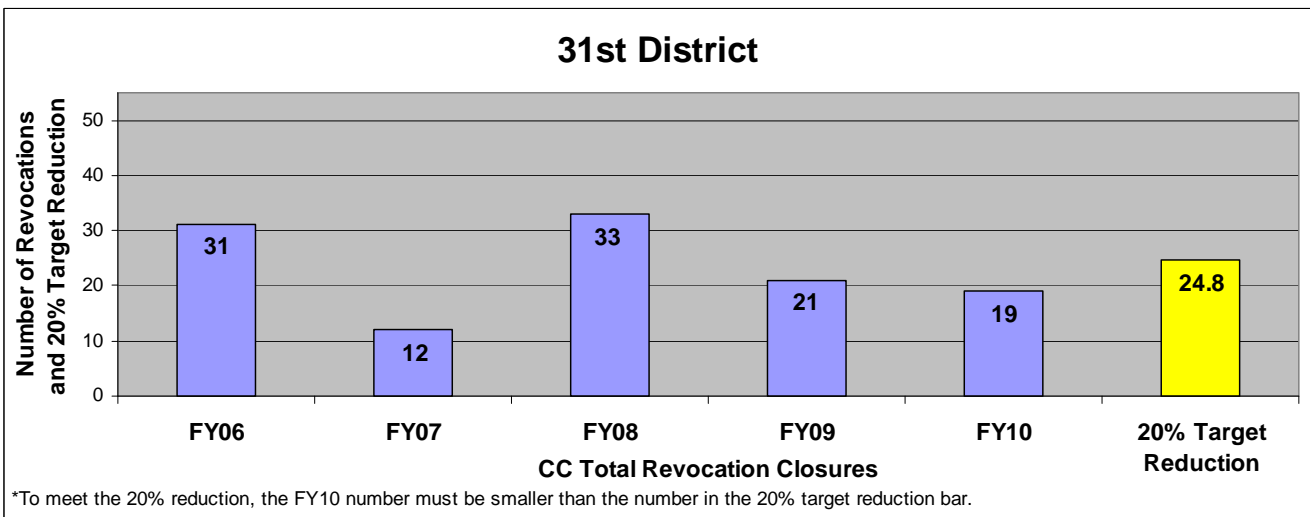
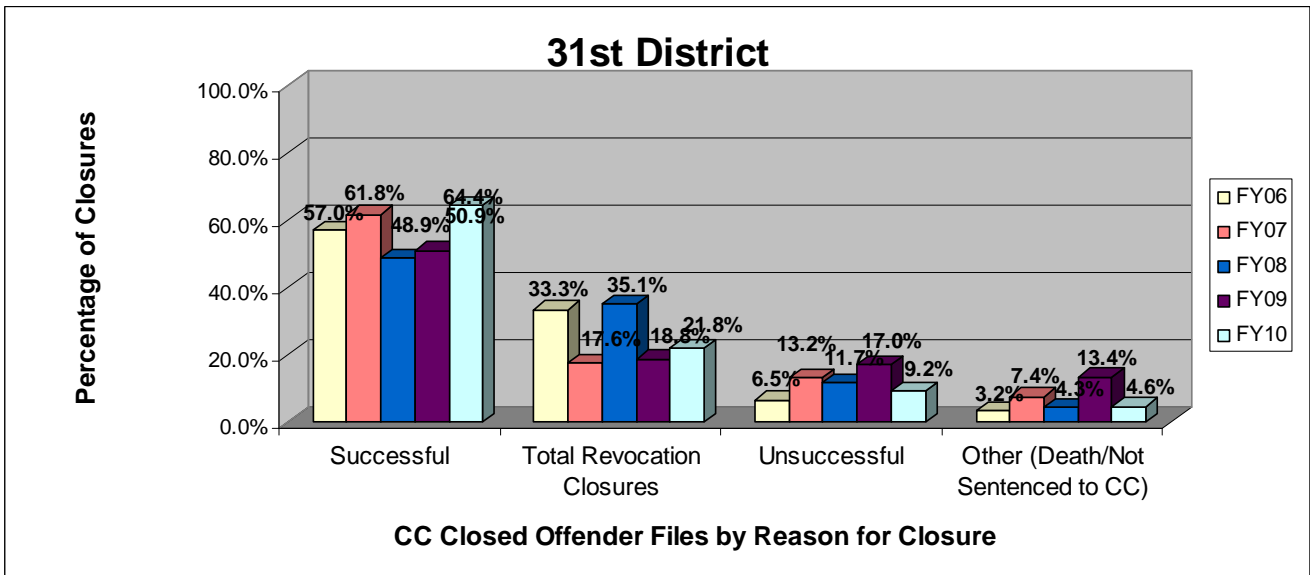
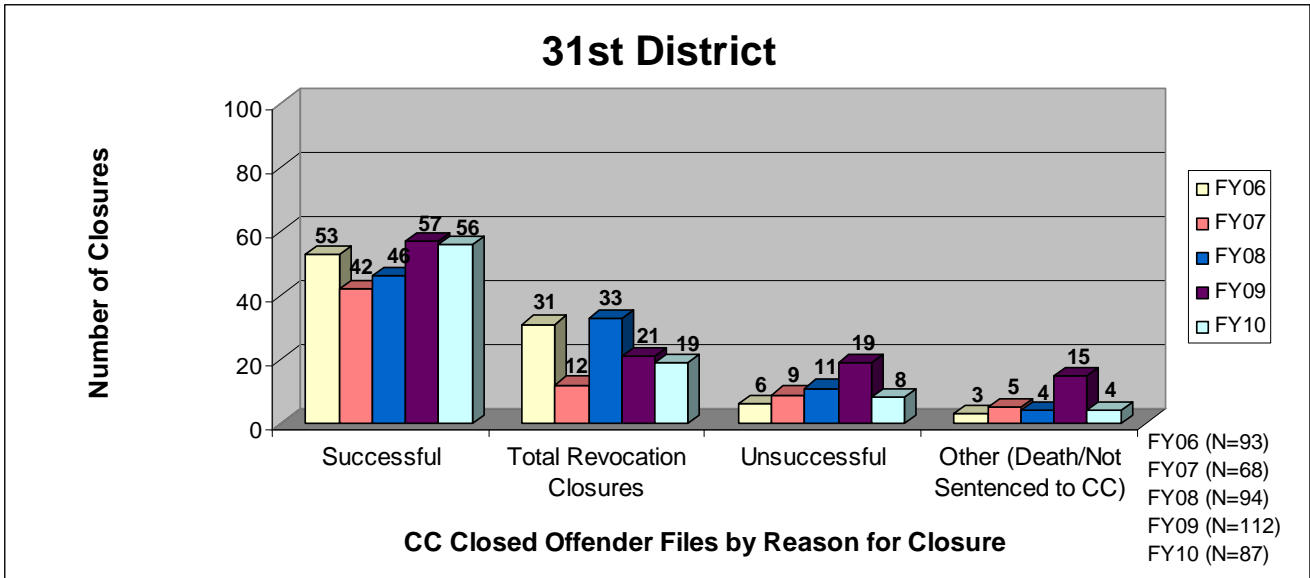
*To meet the 20% reduction, the FY10 number must be smaller than the number in the 20% target reduction bar.

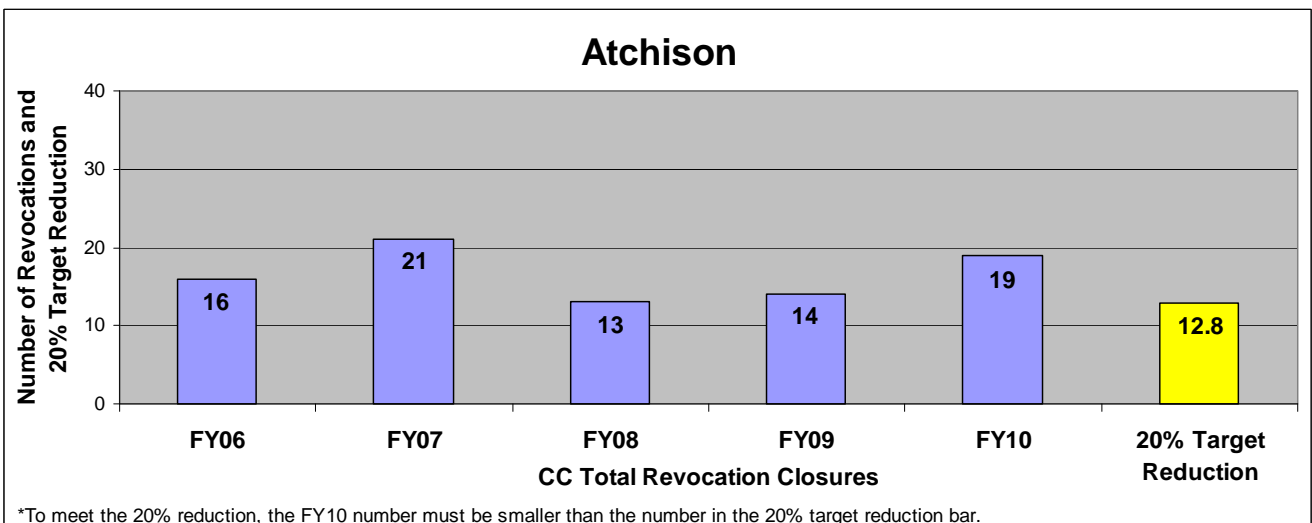
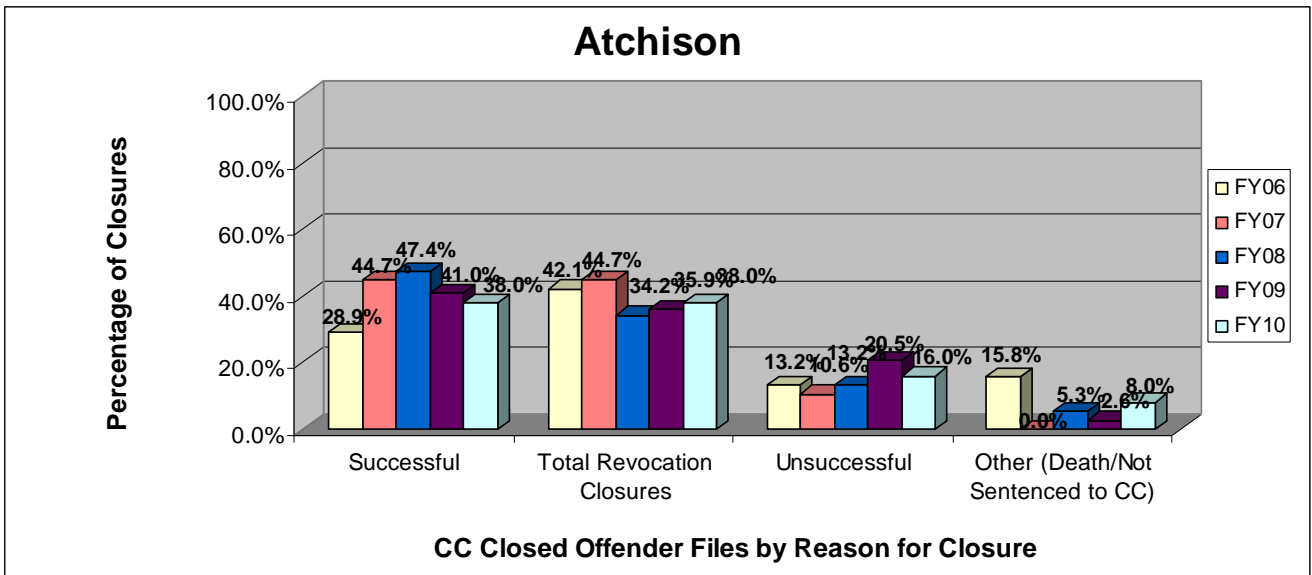
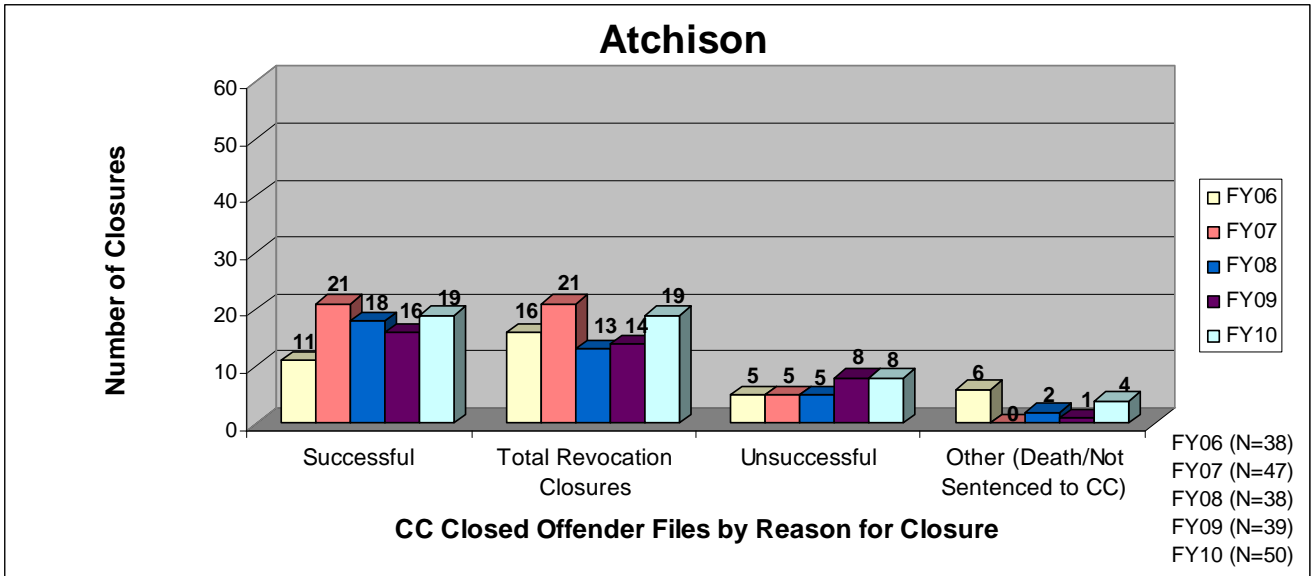


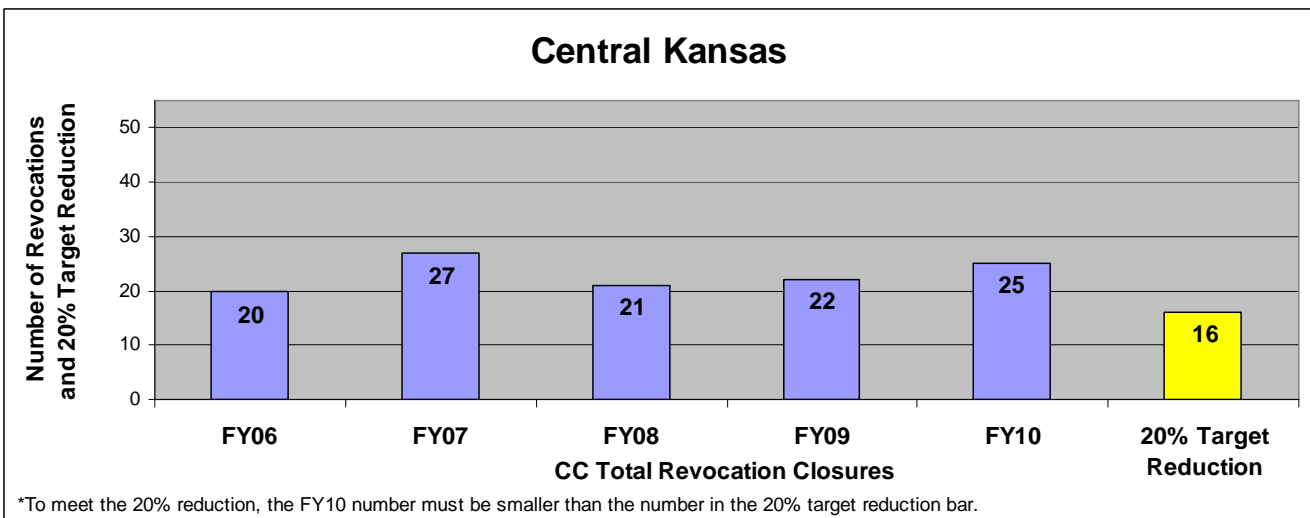
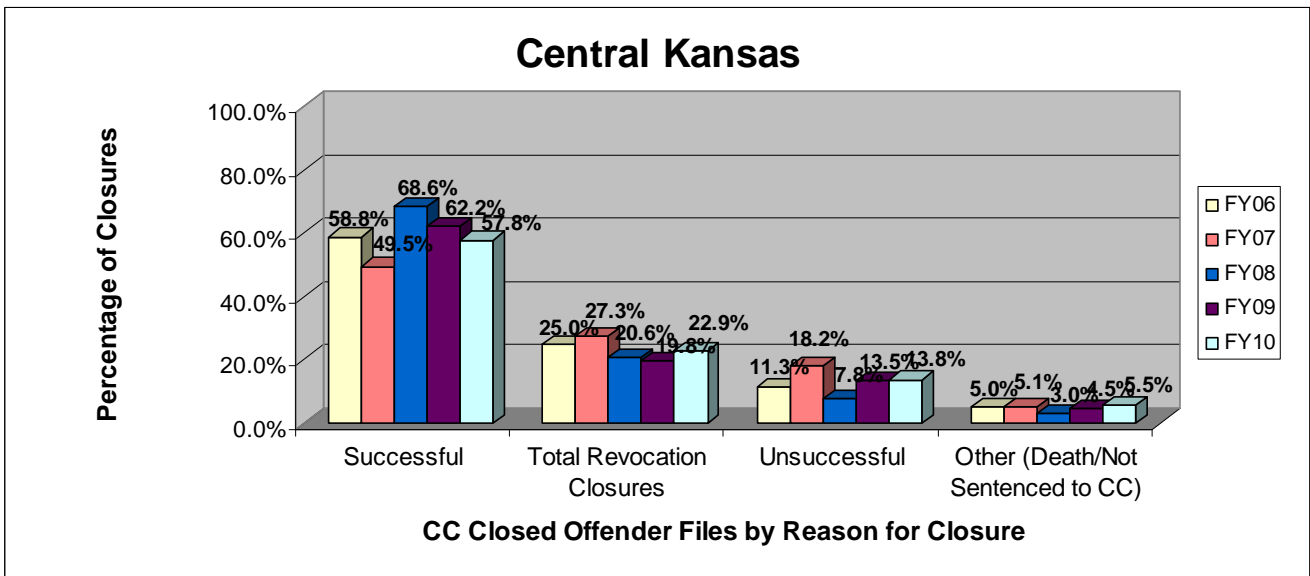
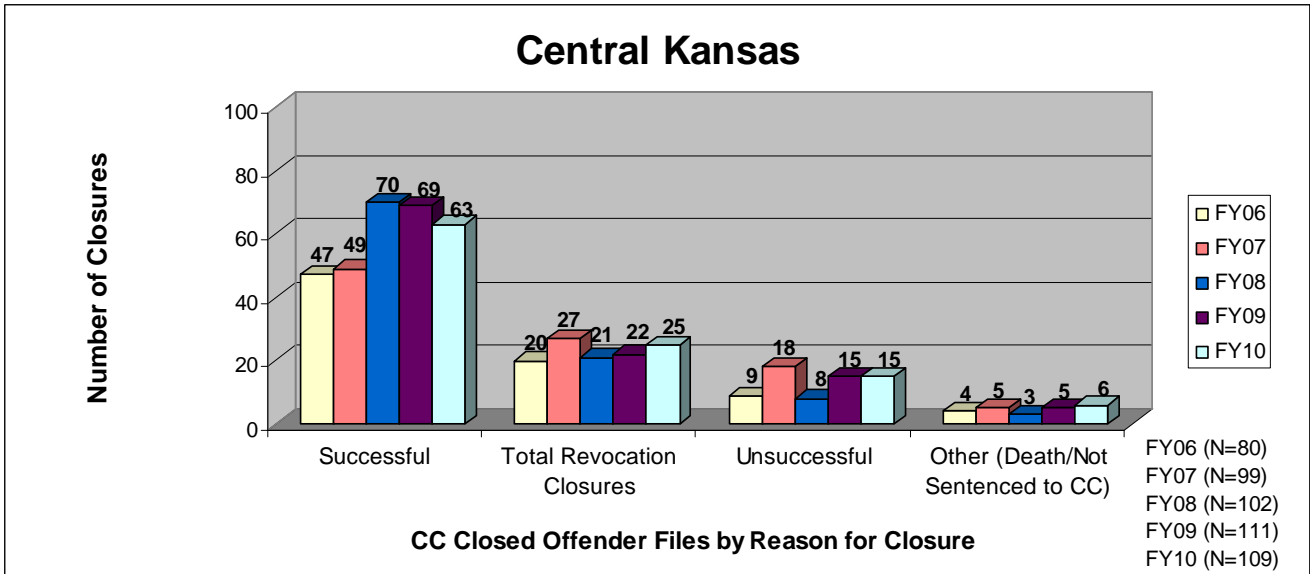


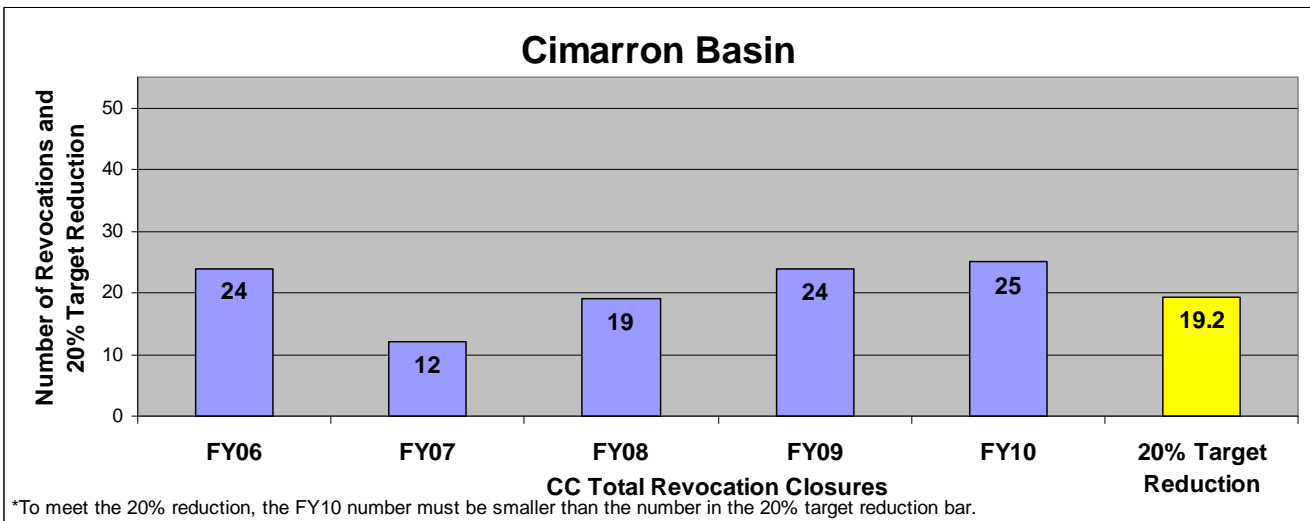
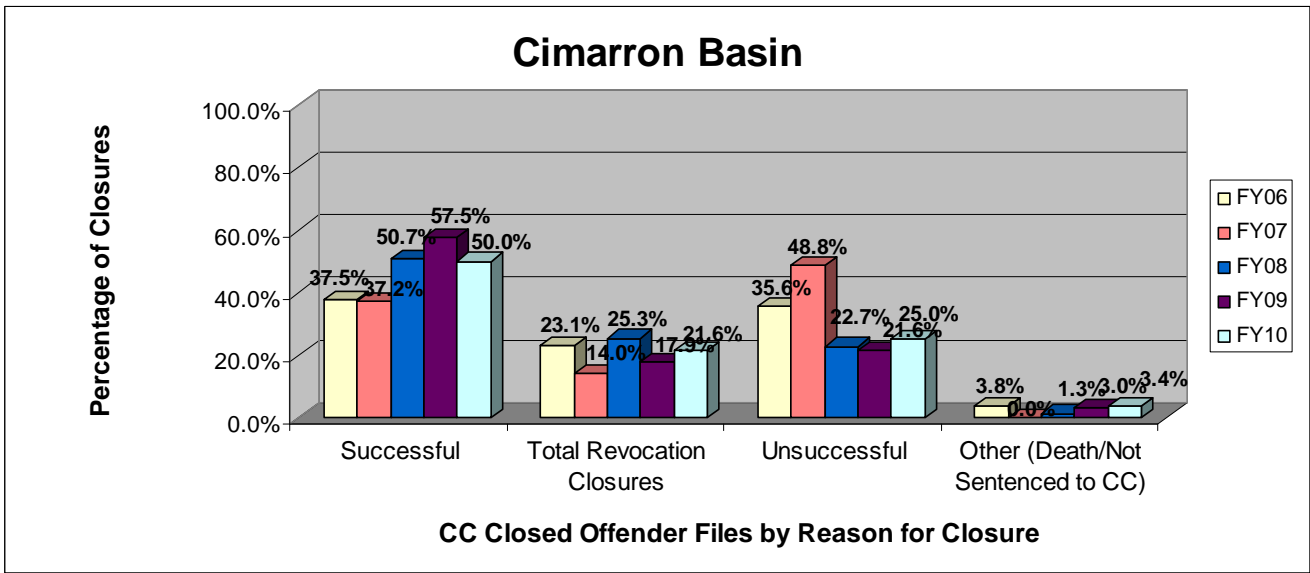
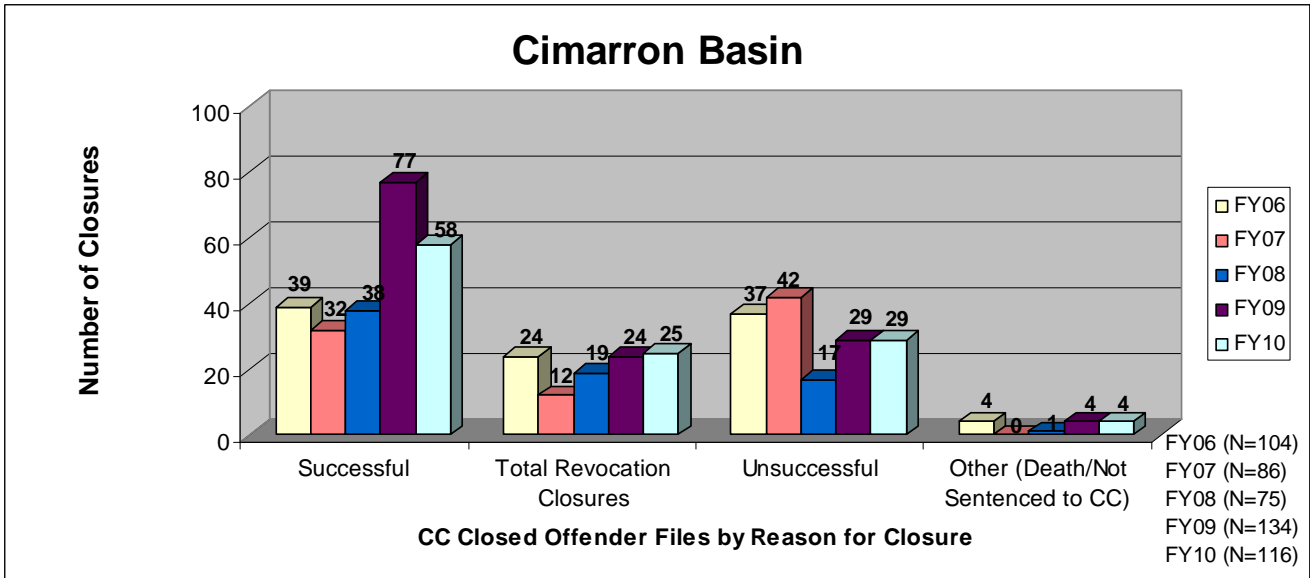


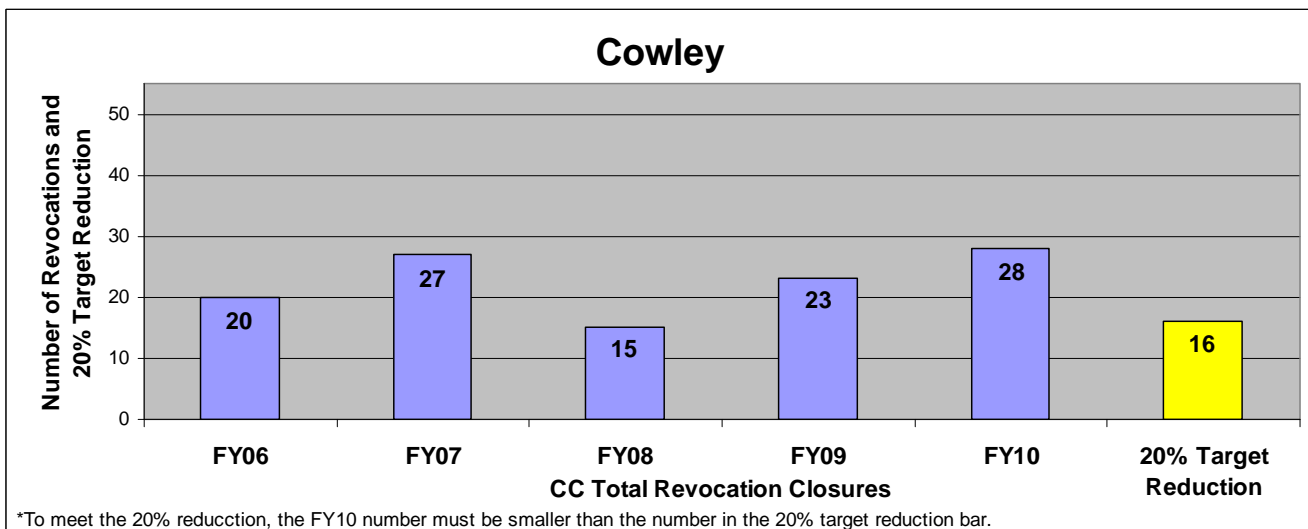
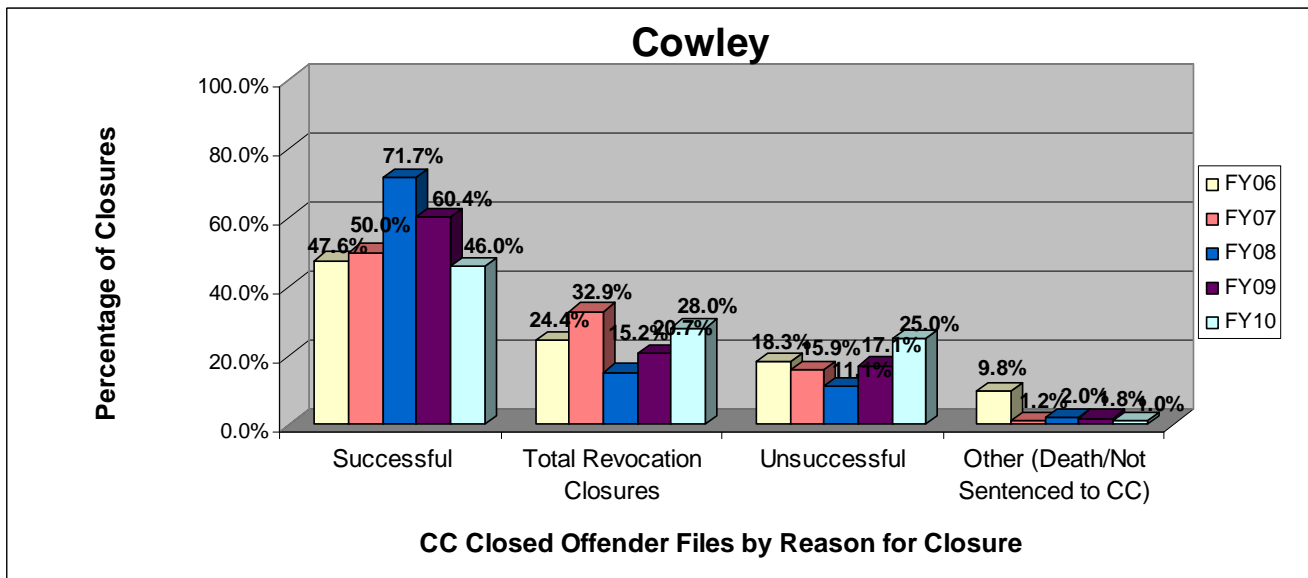
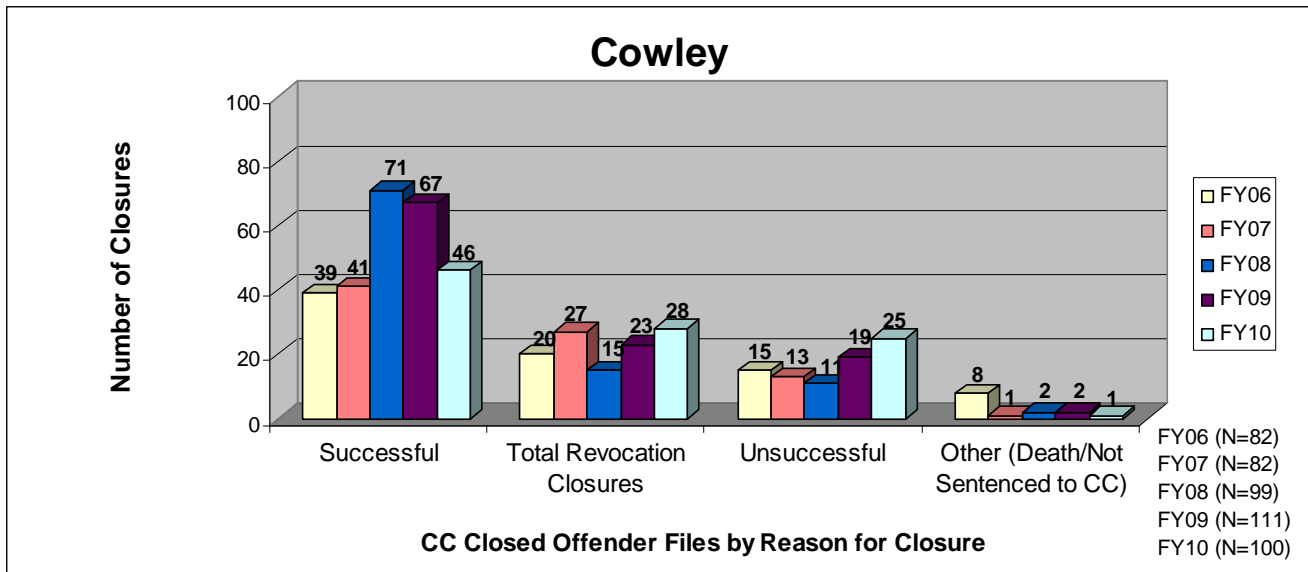


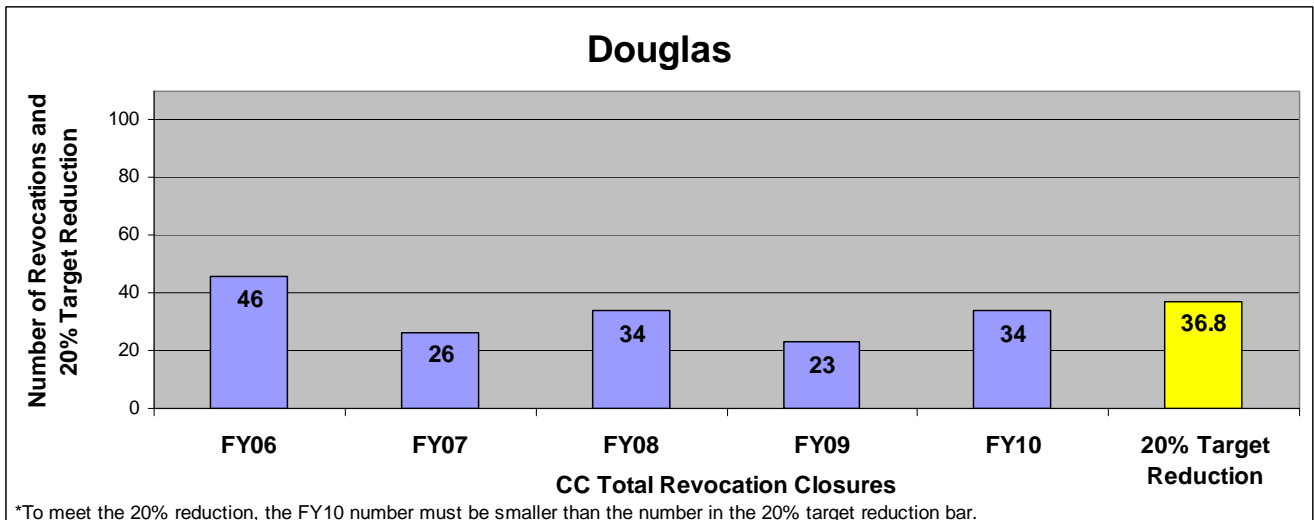
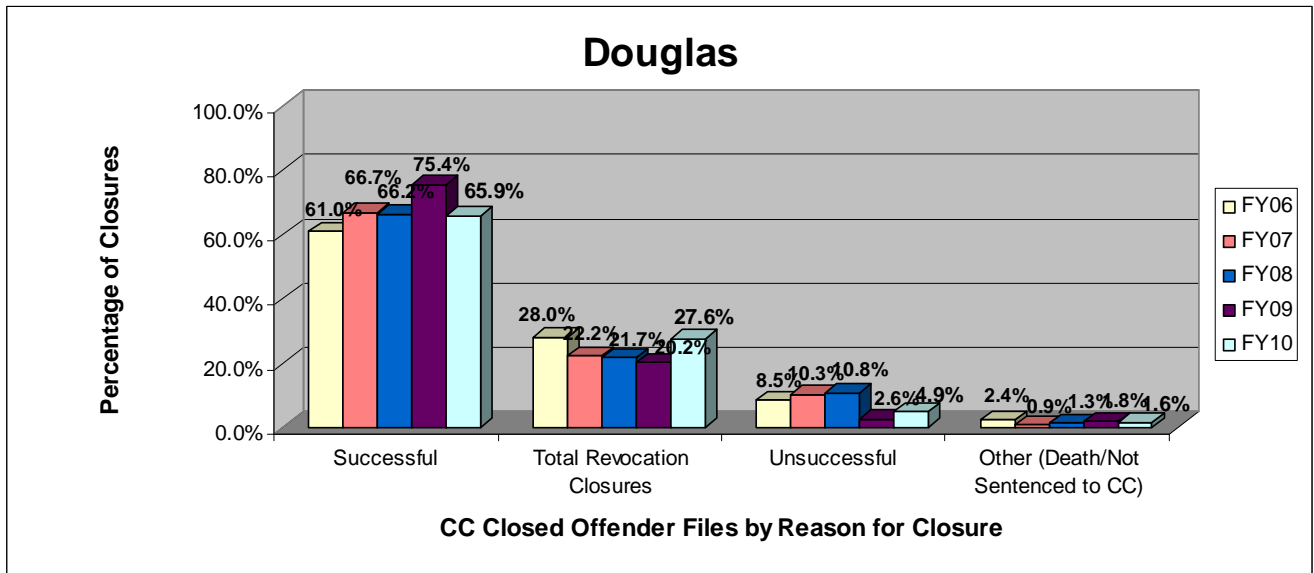
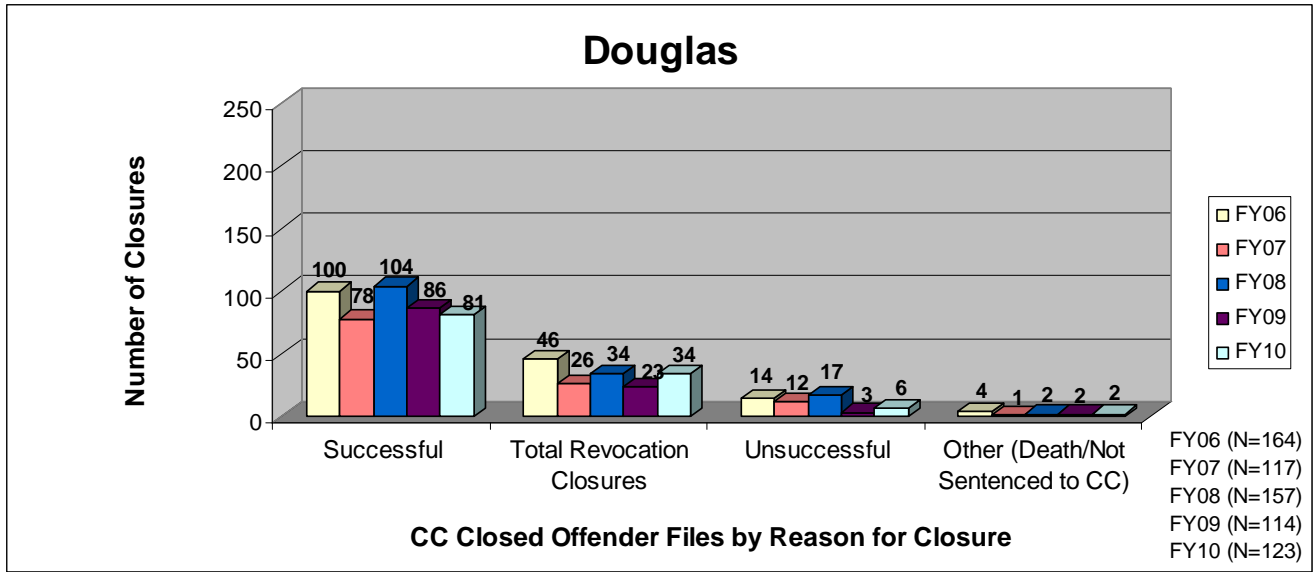


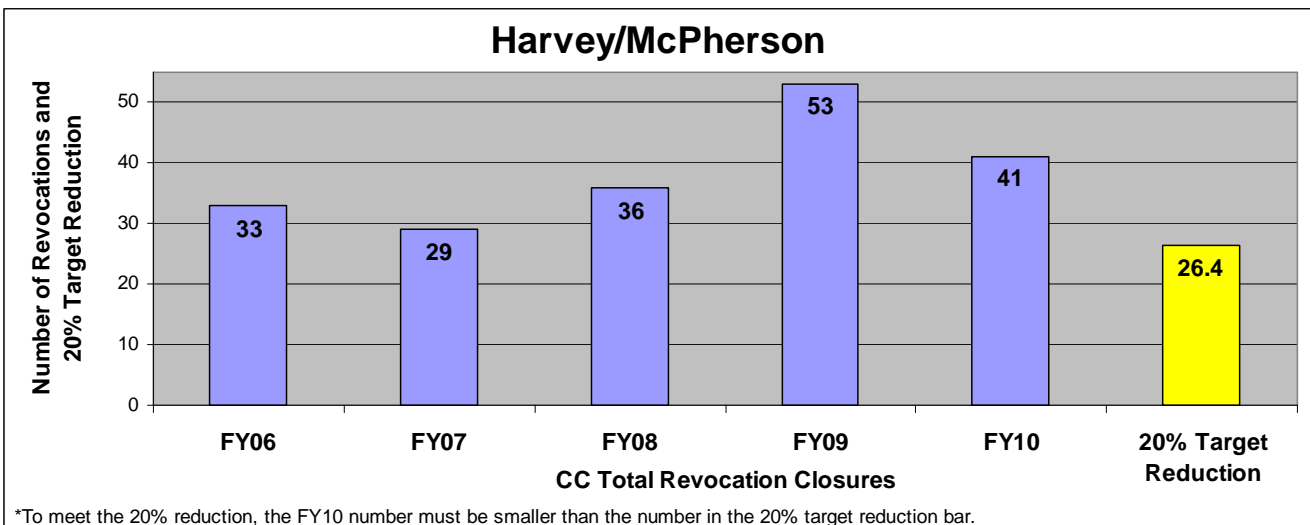
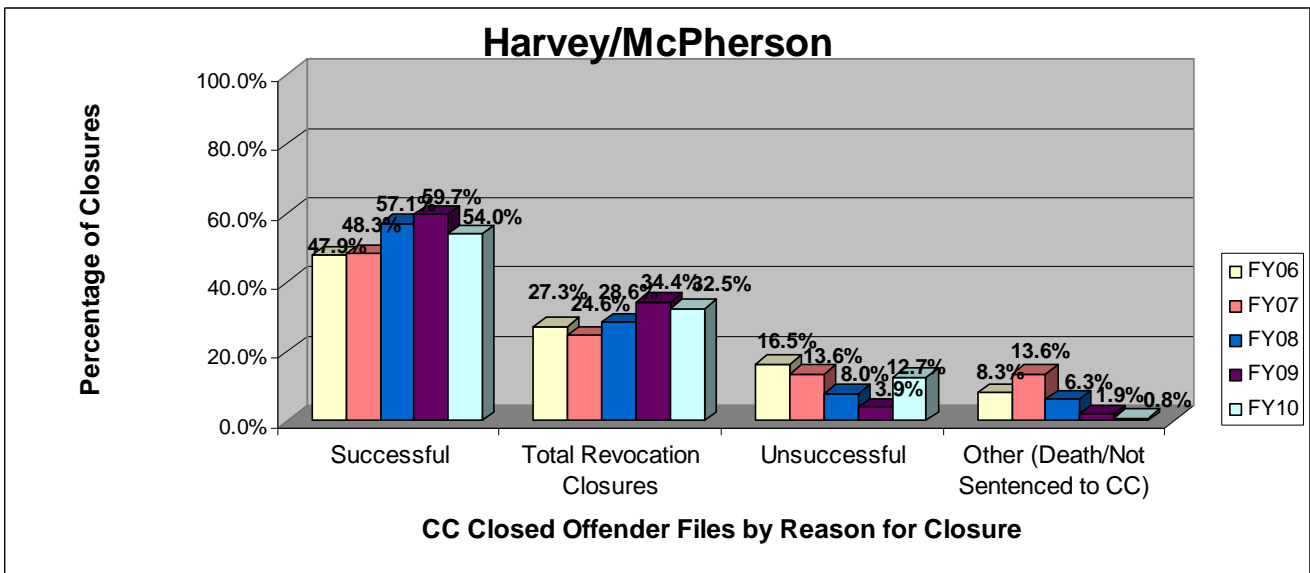
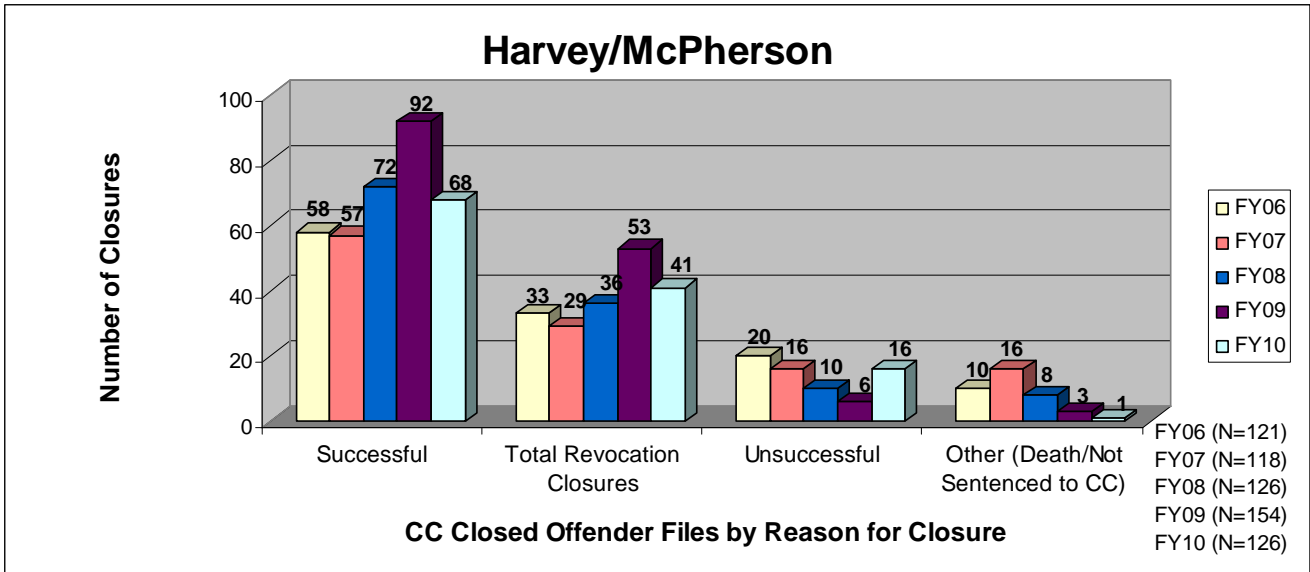


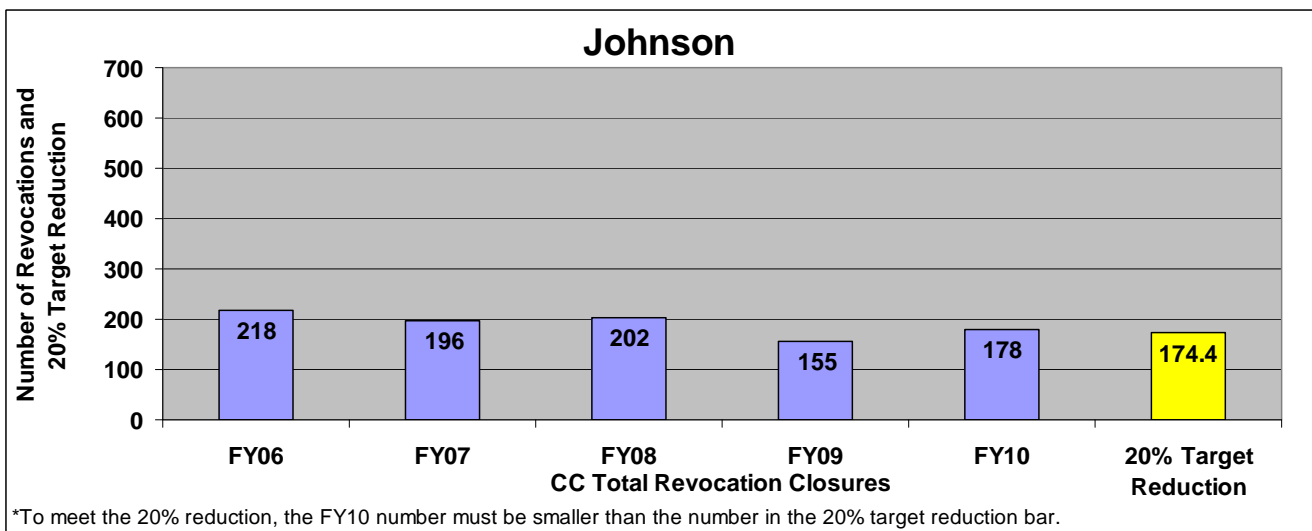
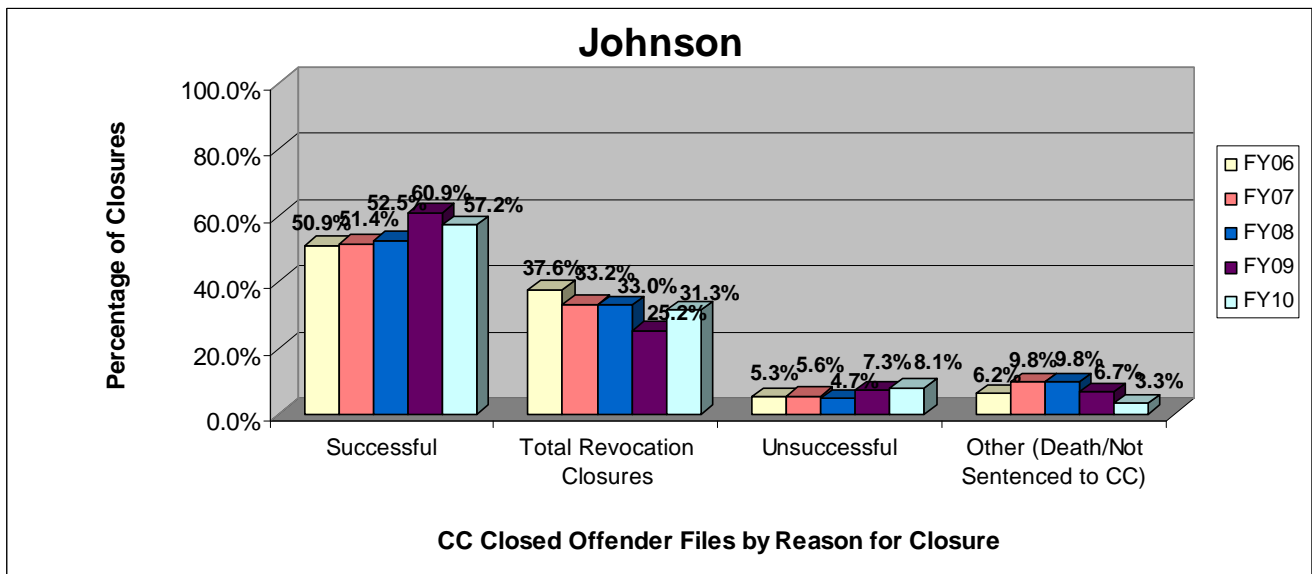
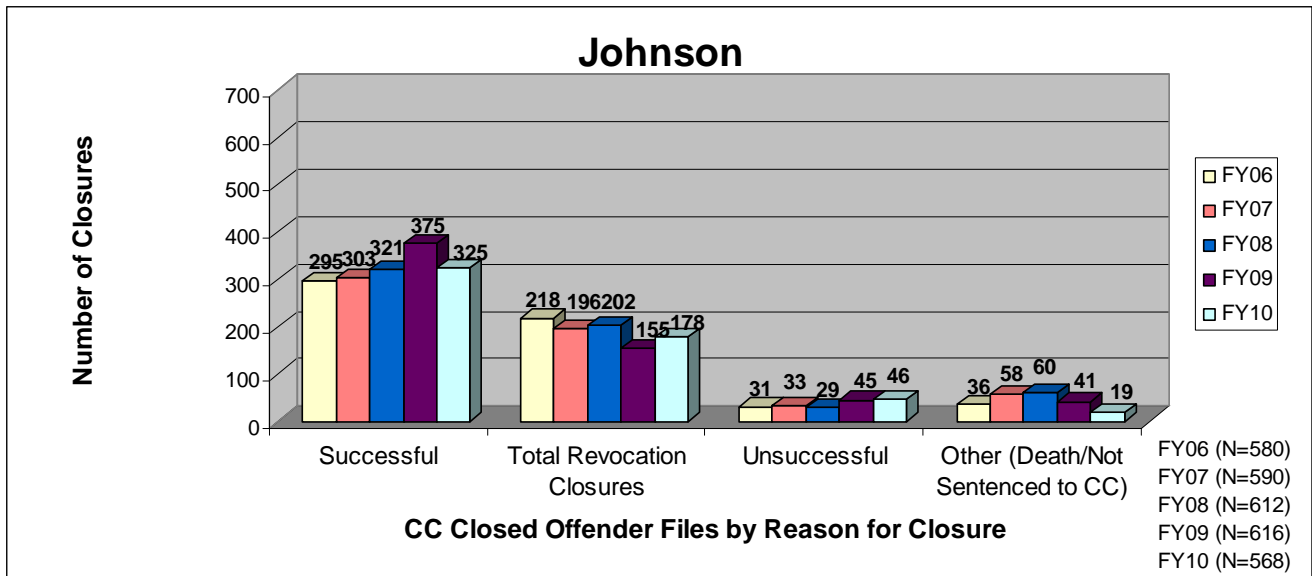


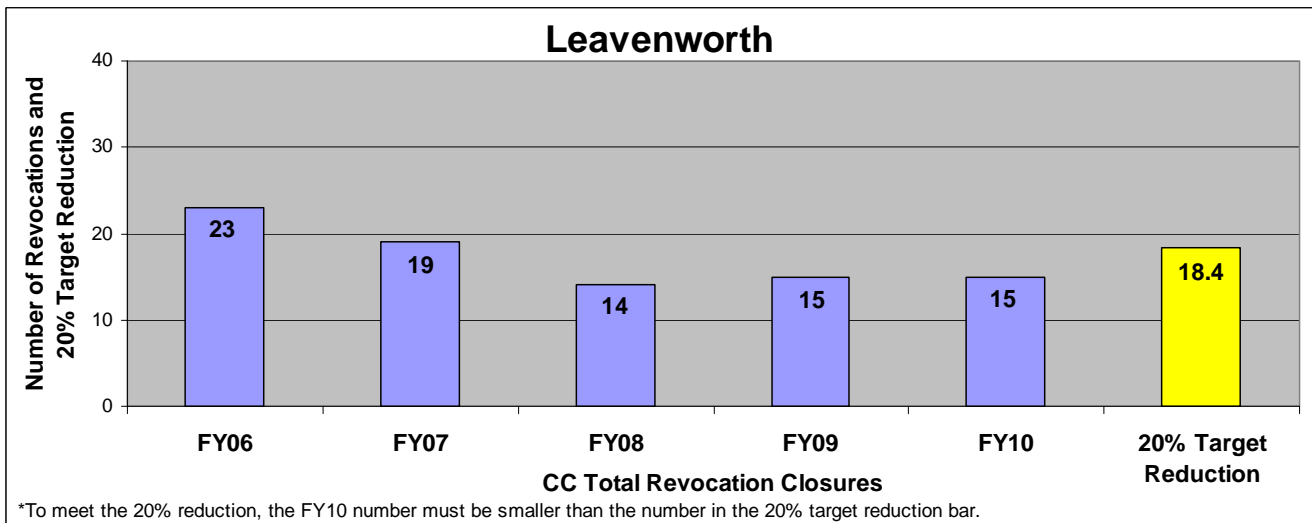
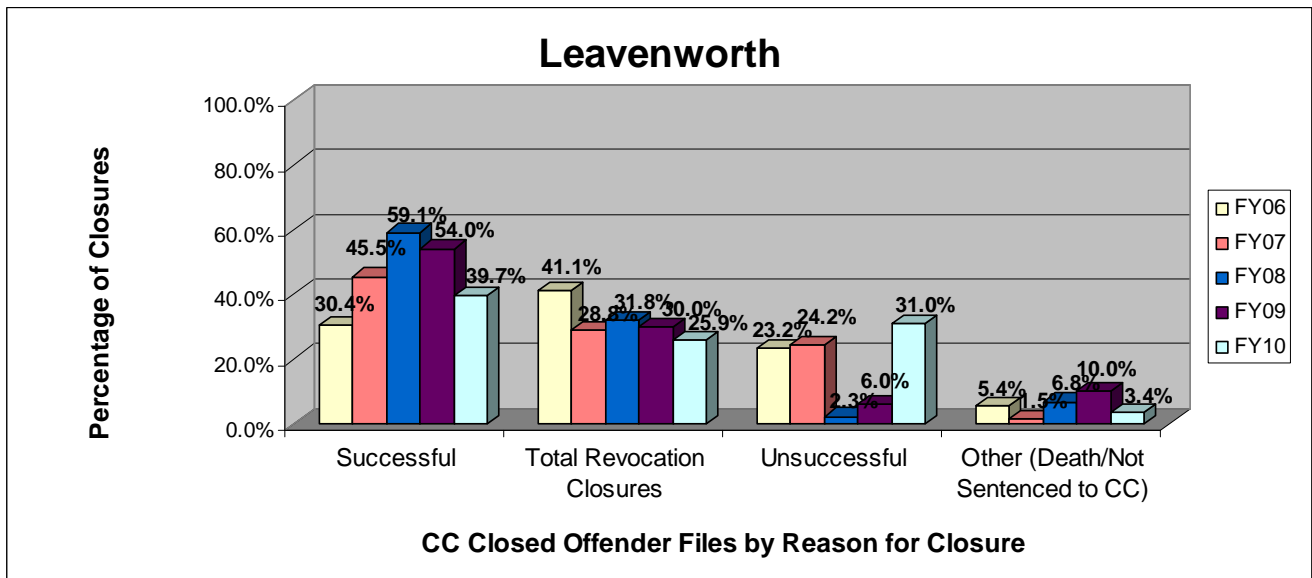
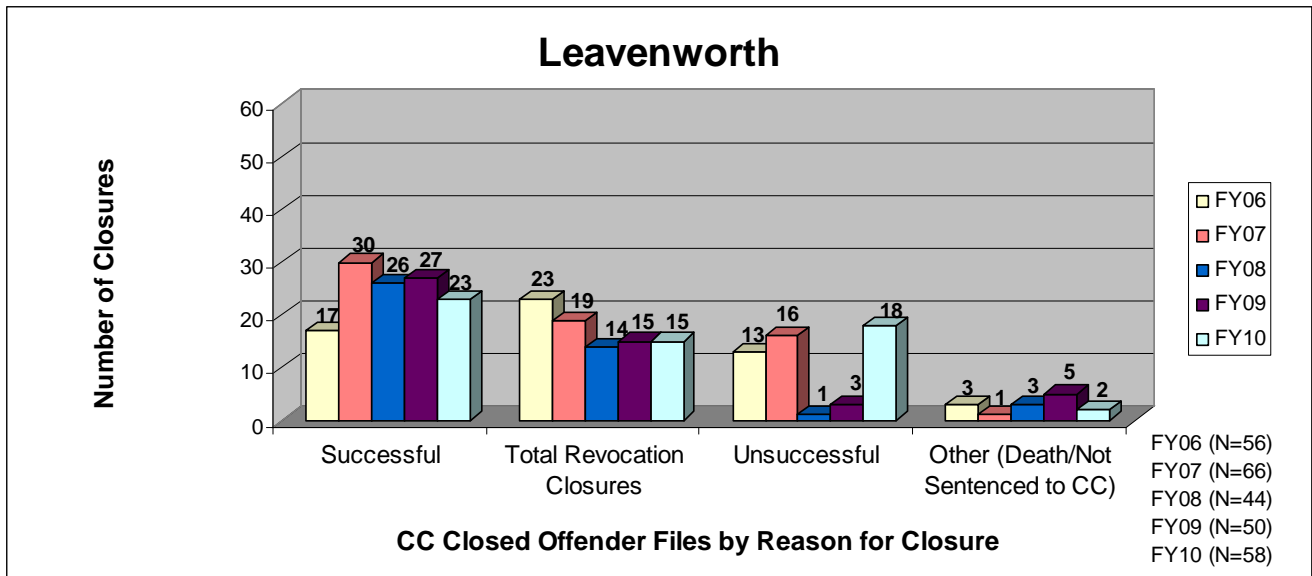


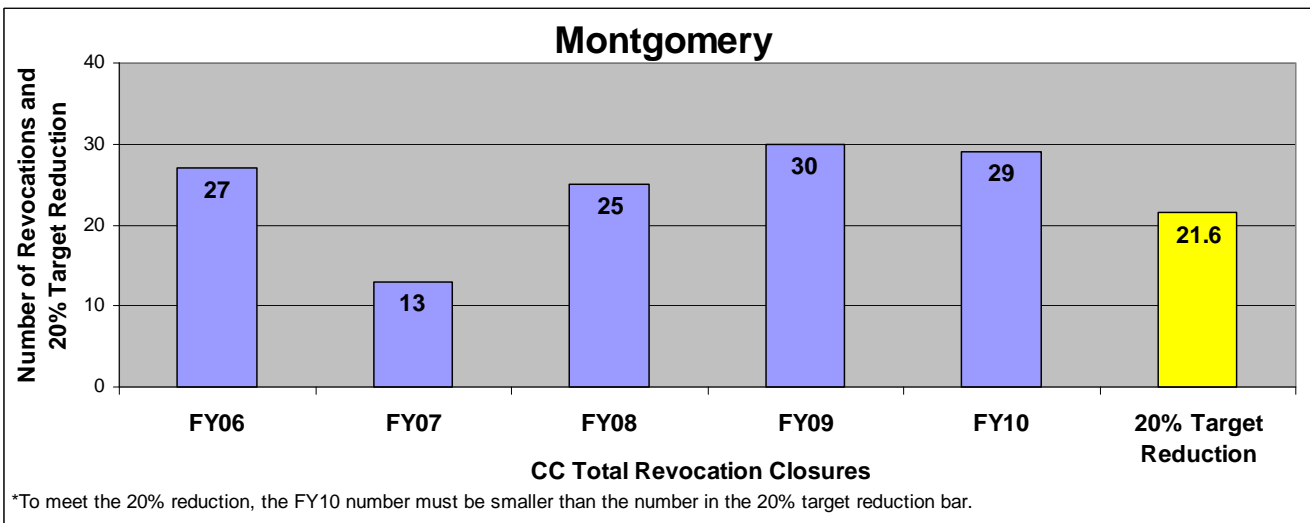
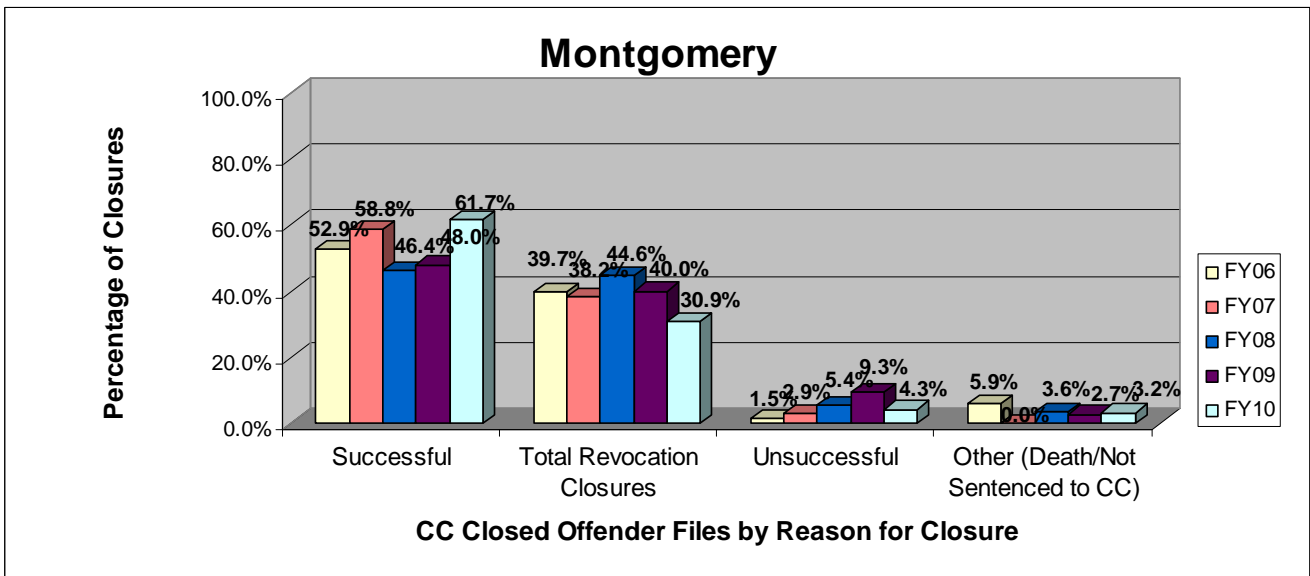
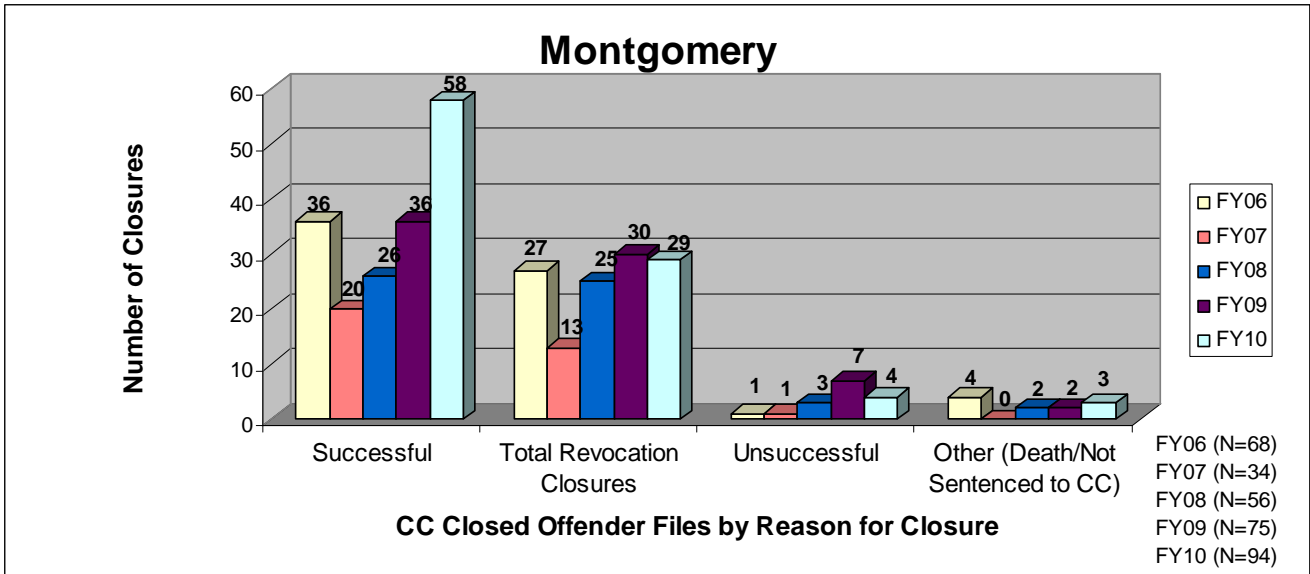


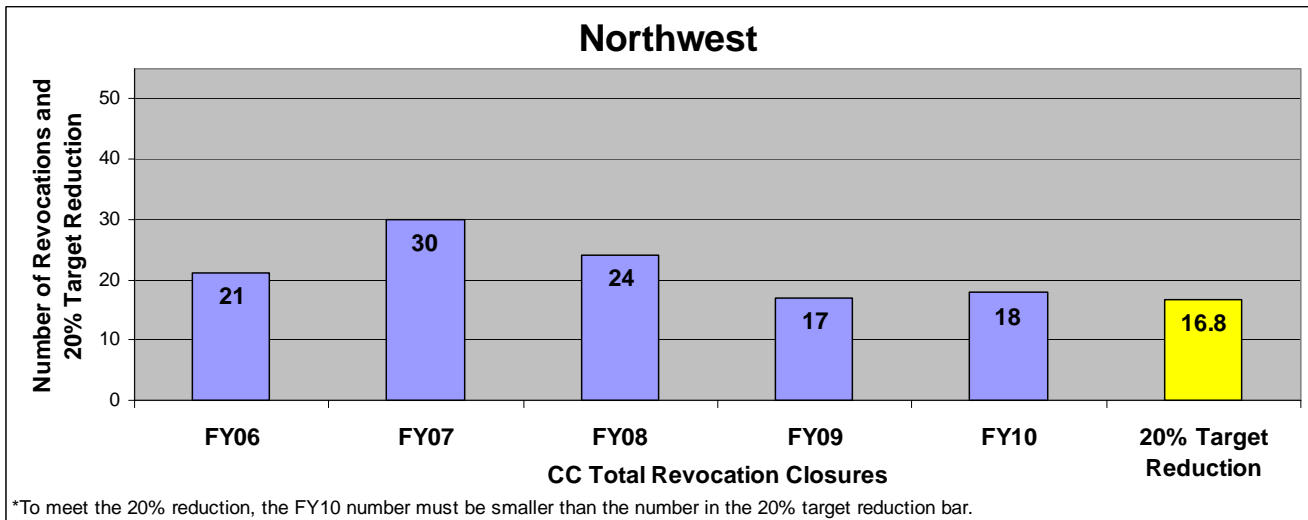
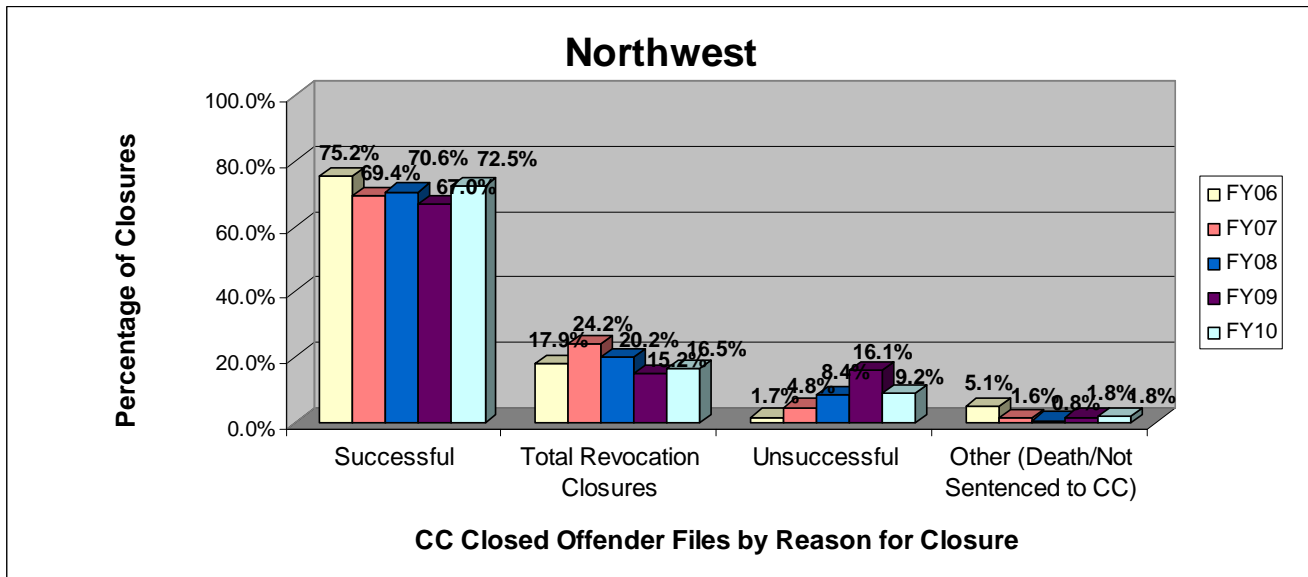
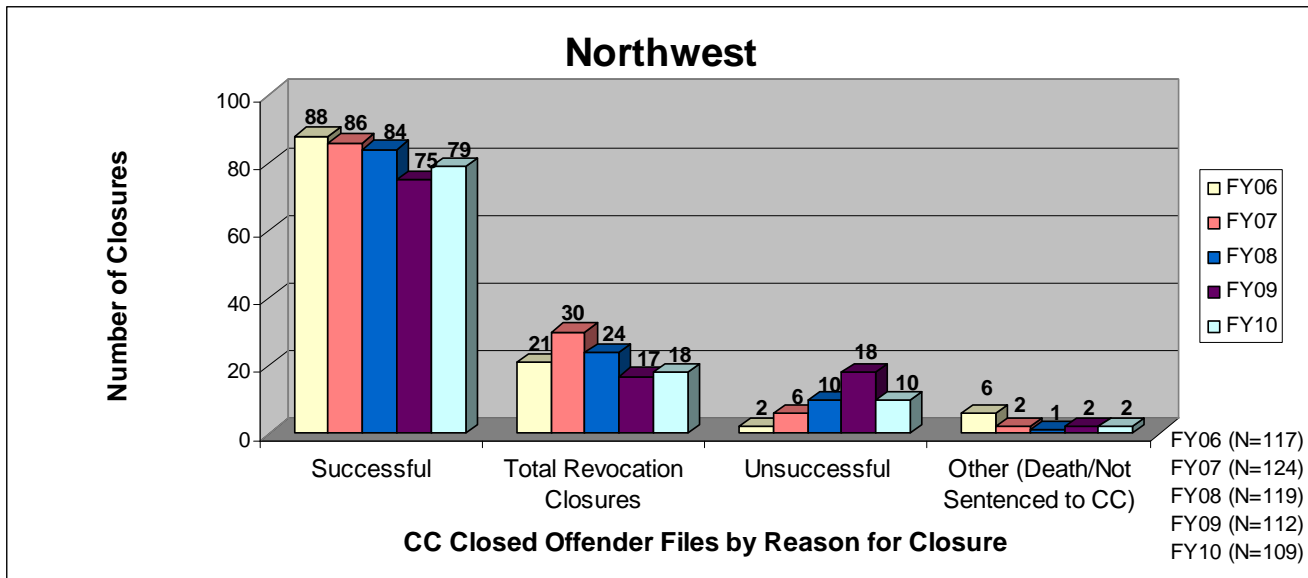


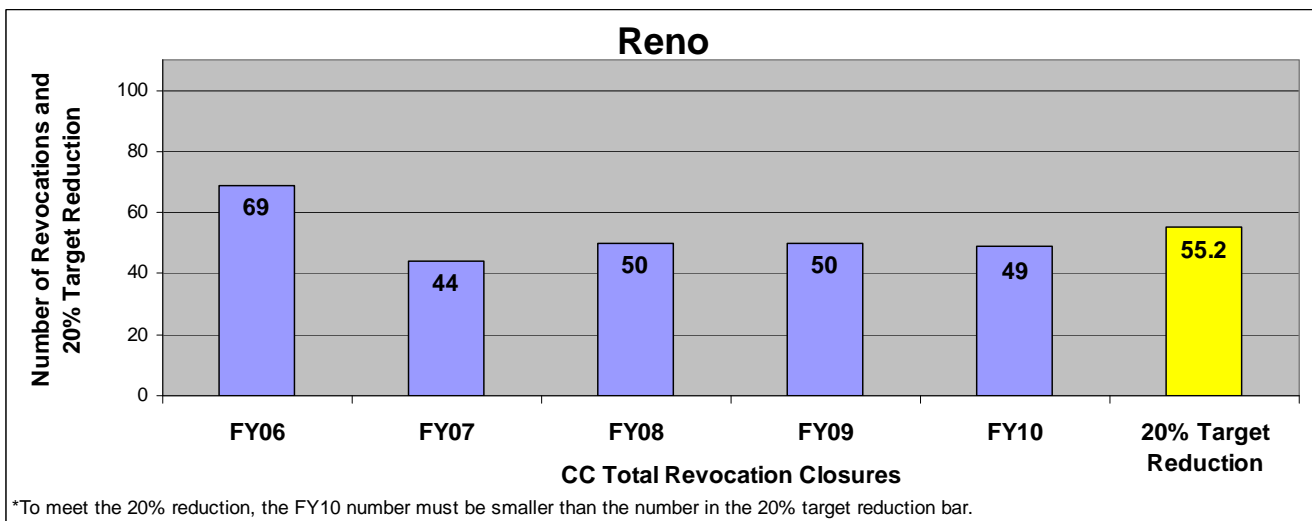
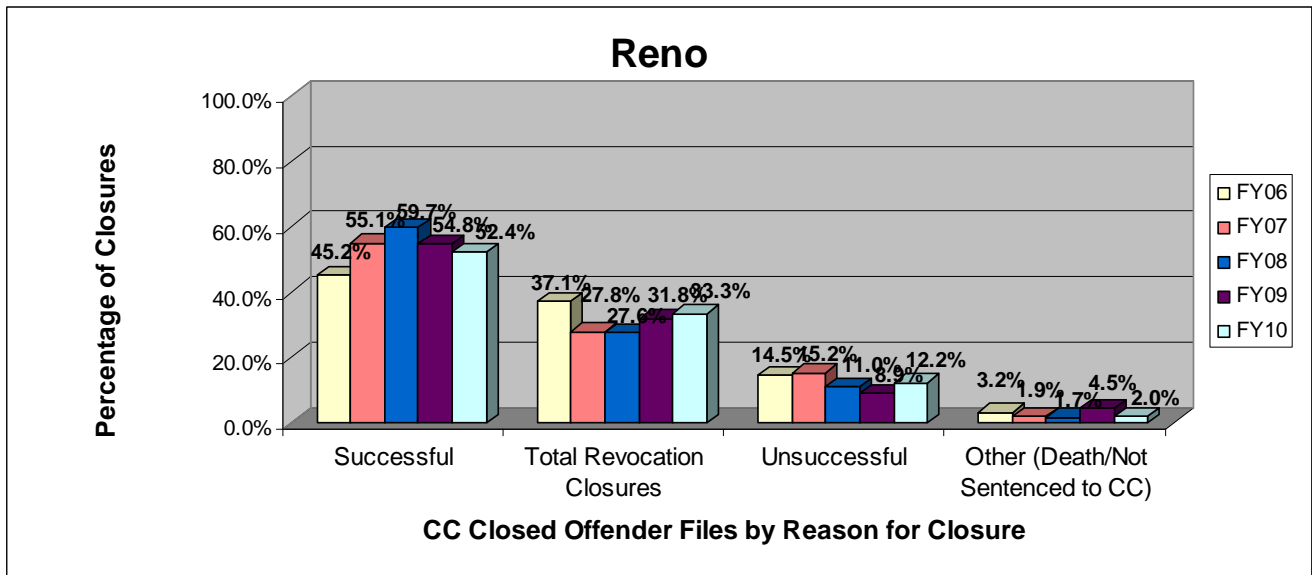
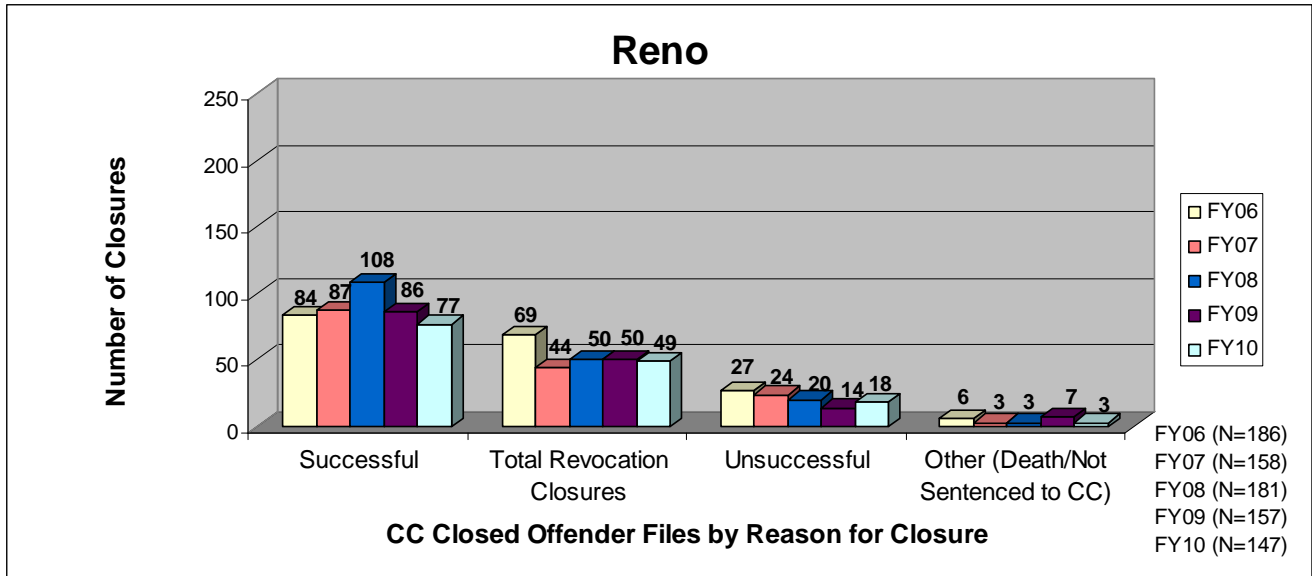


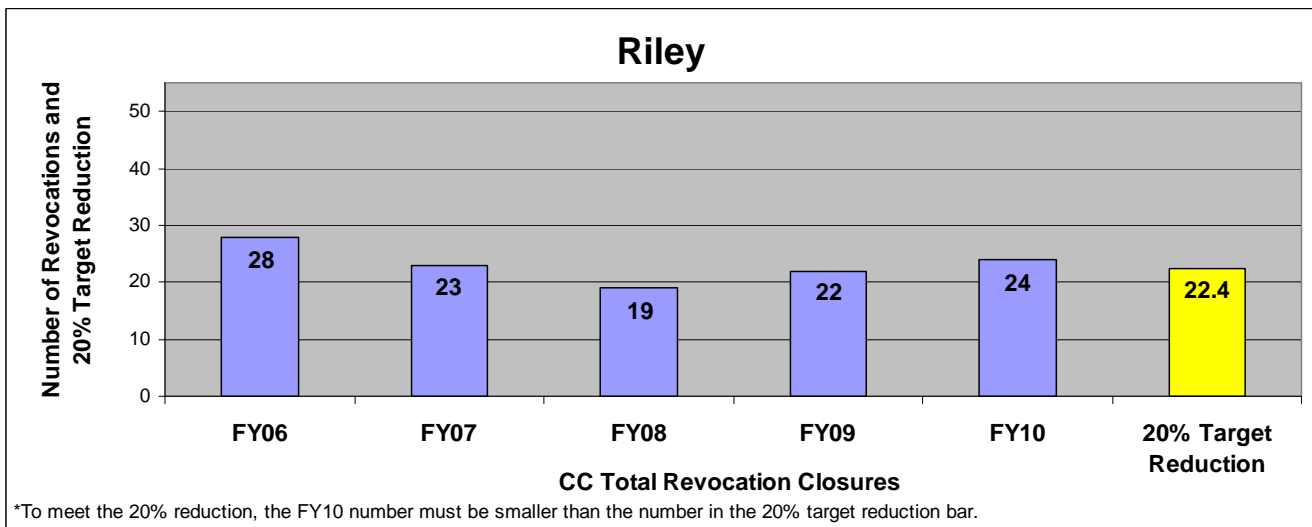
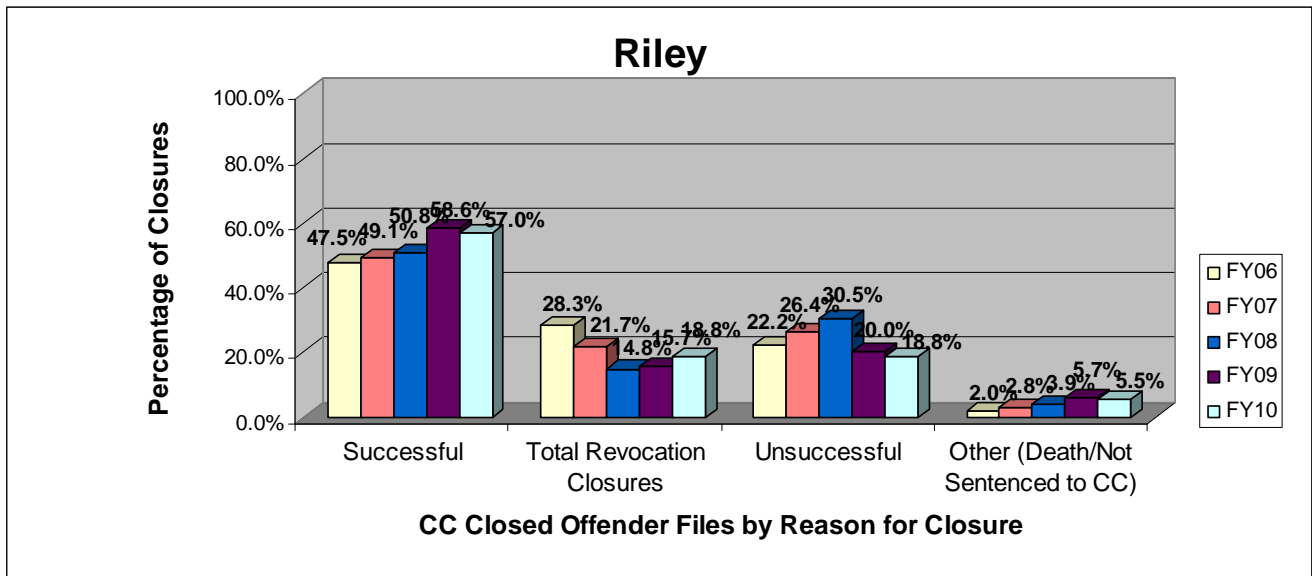
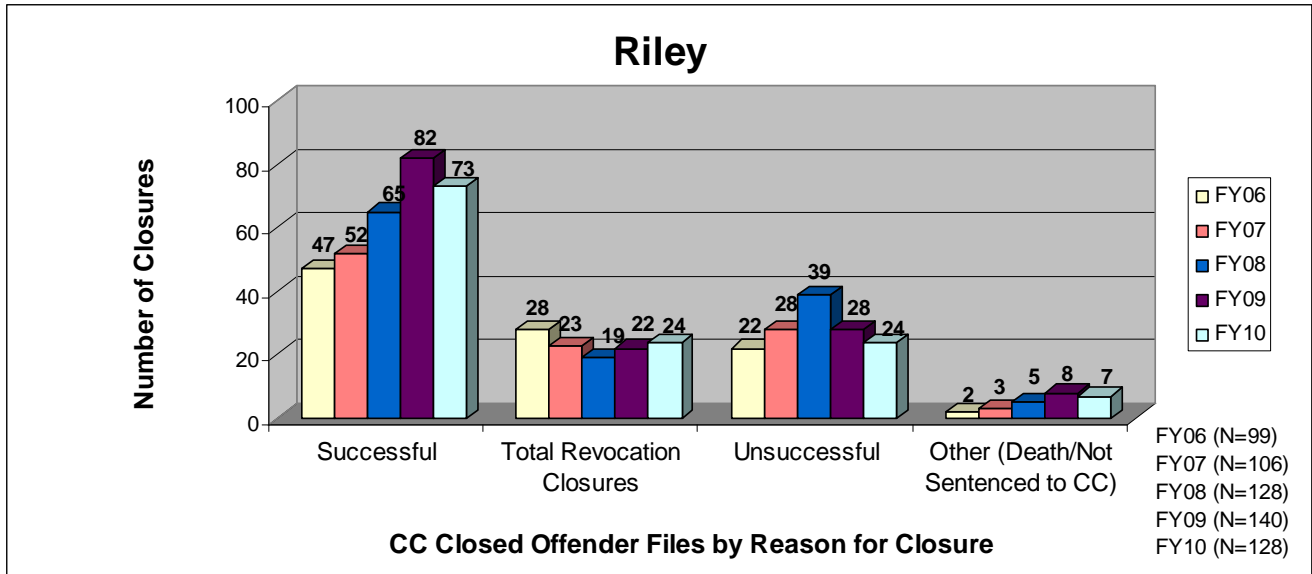


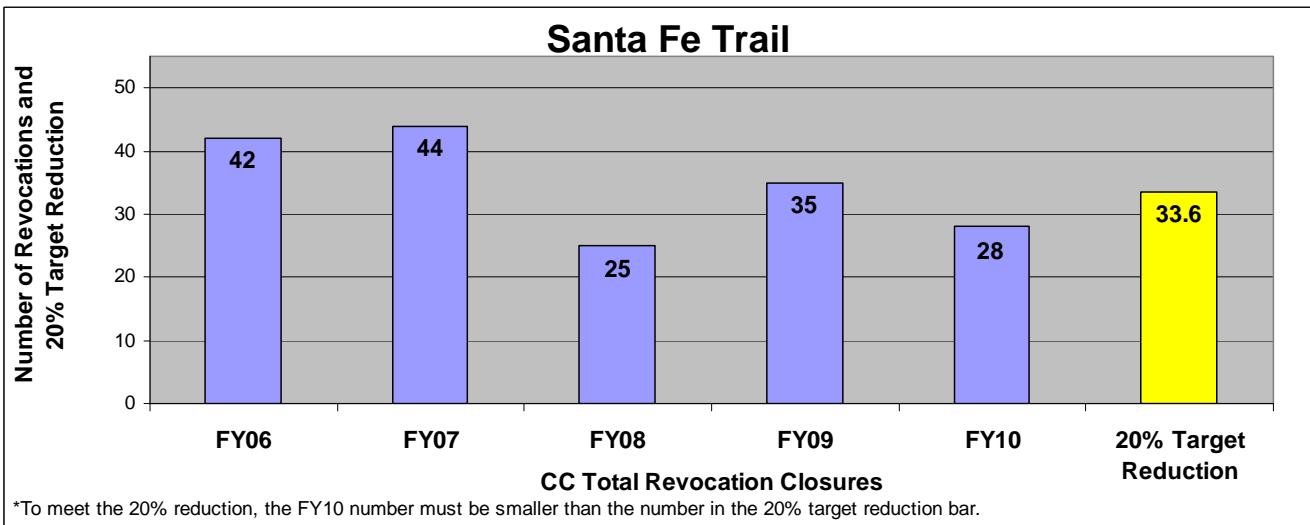
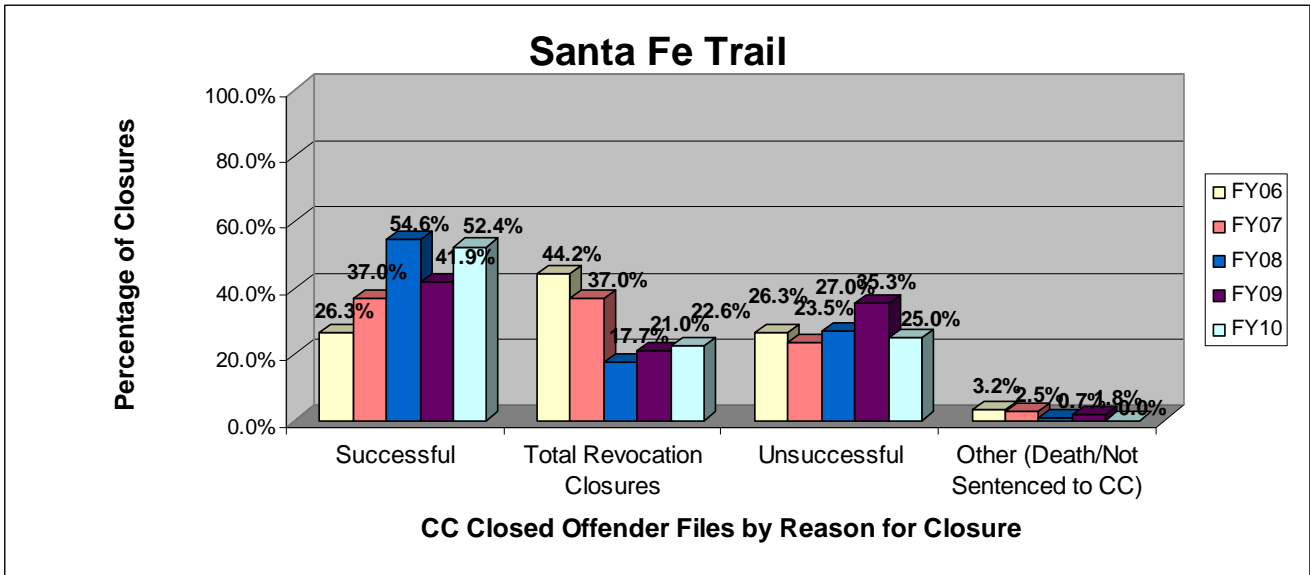
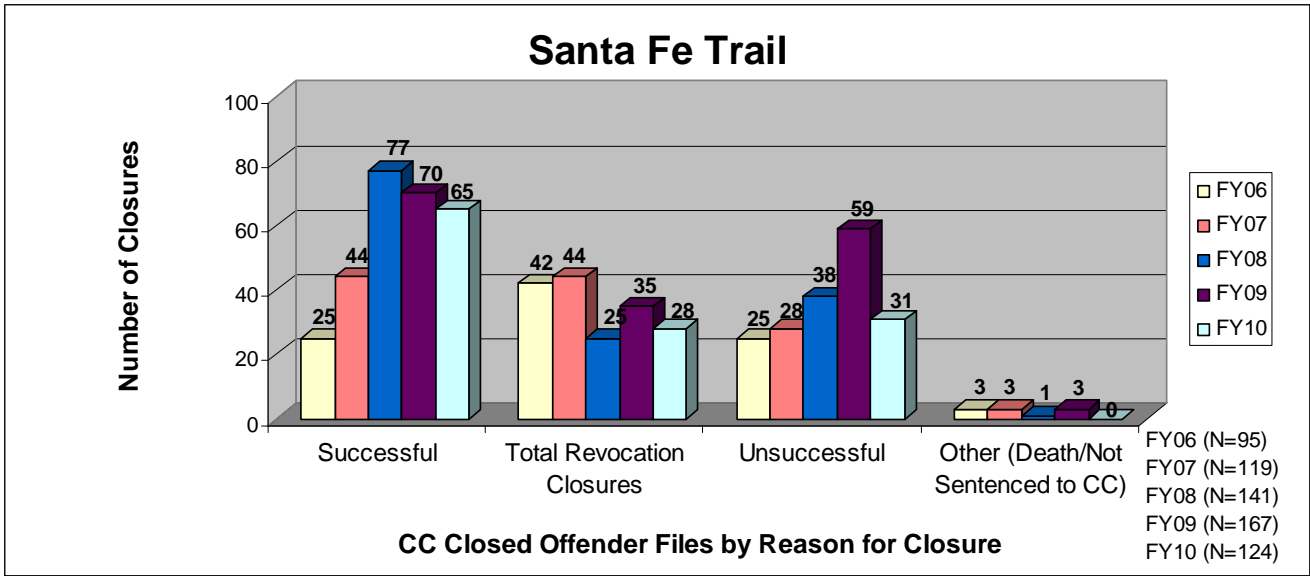


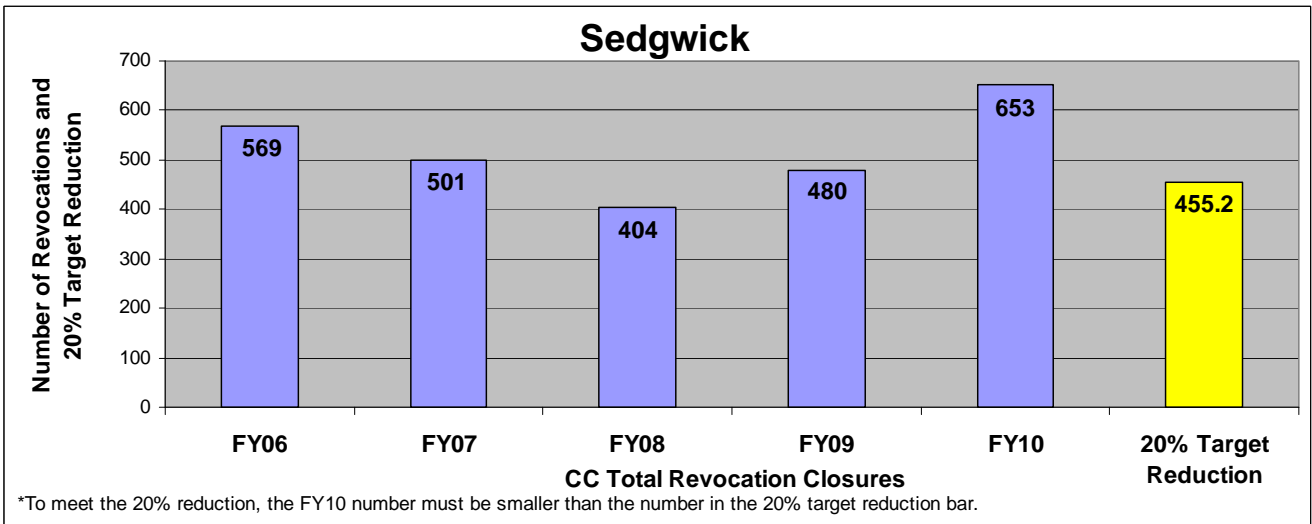
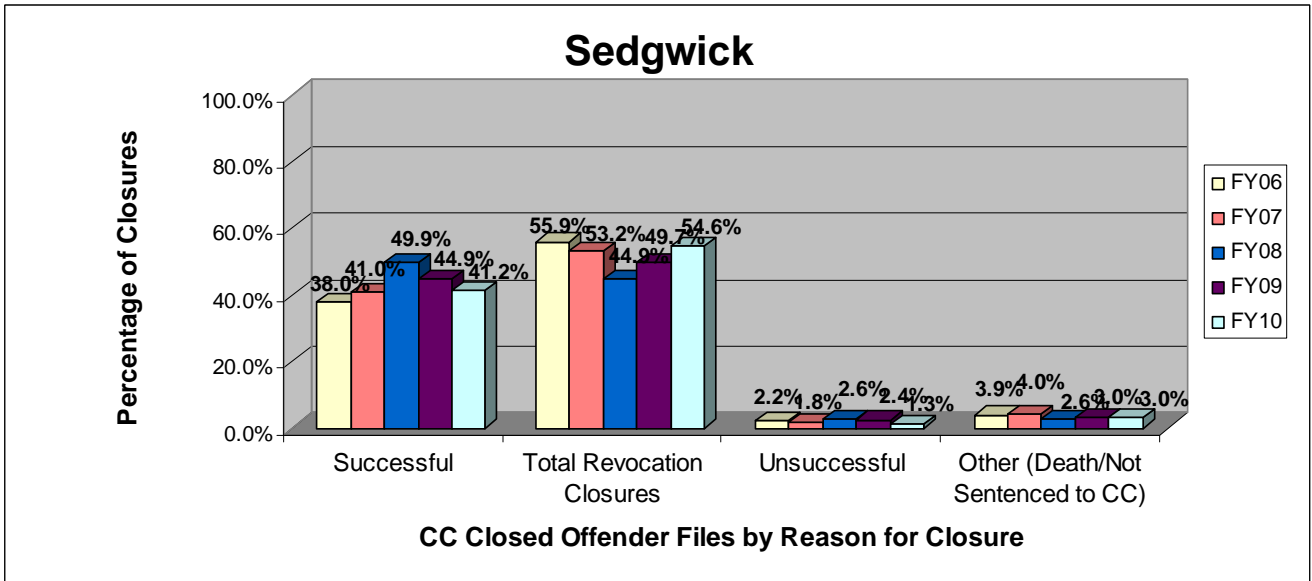
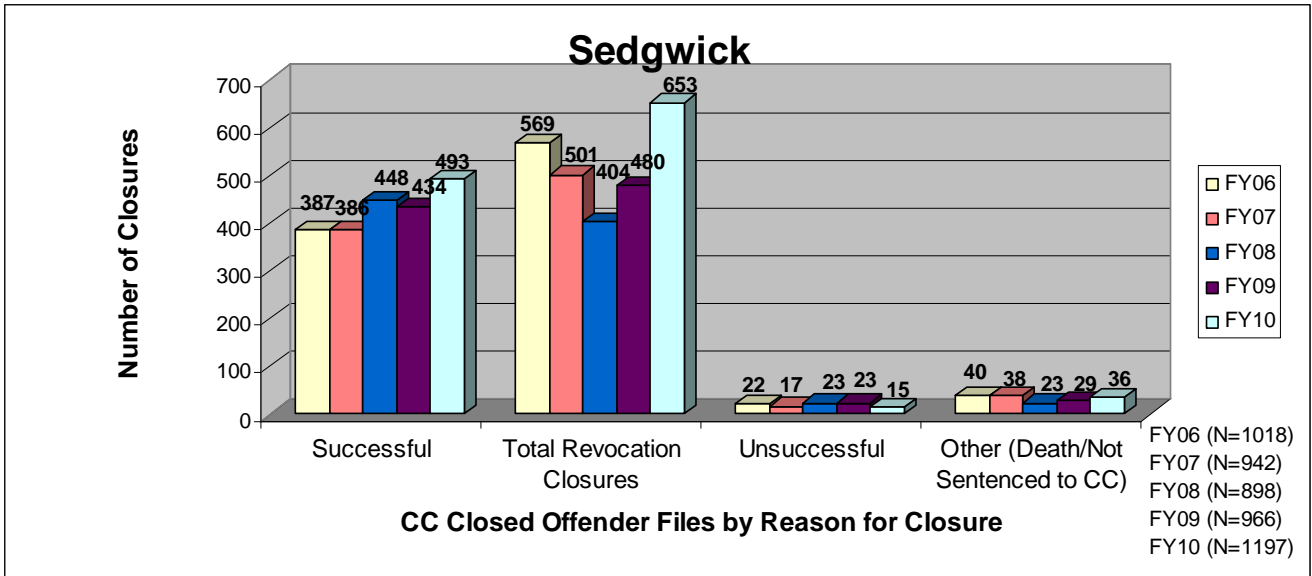


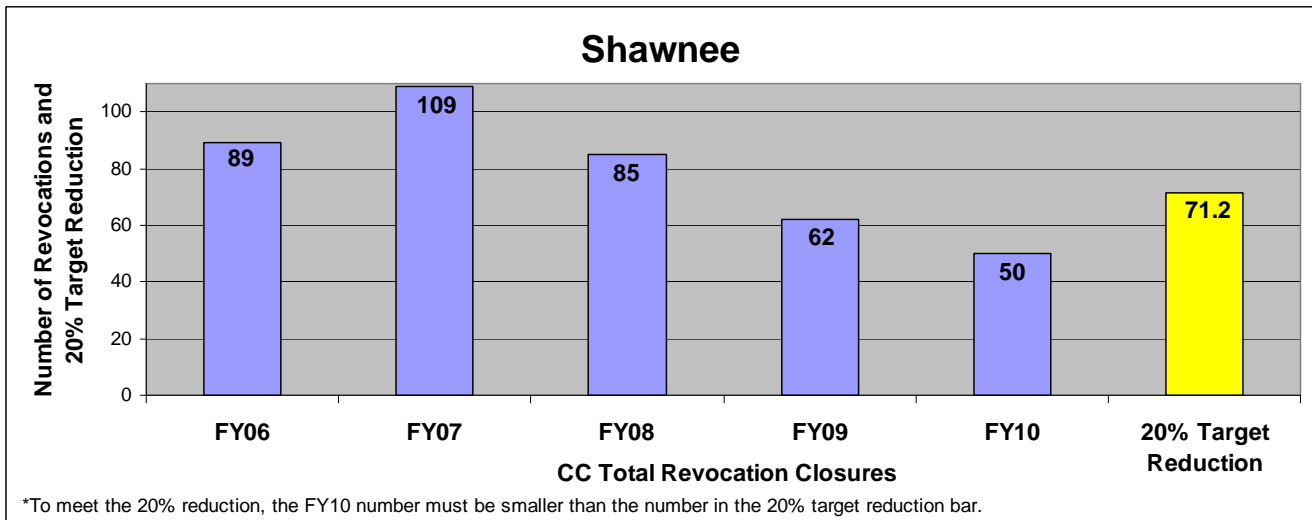
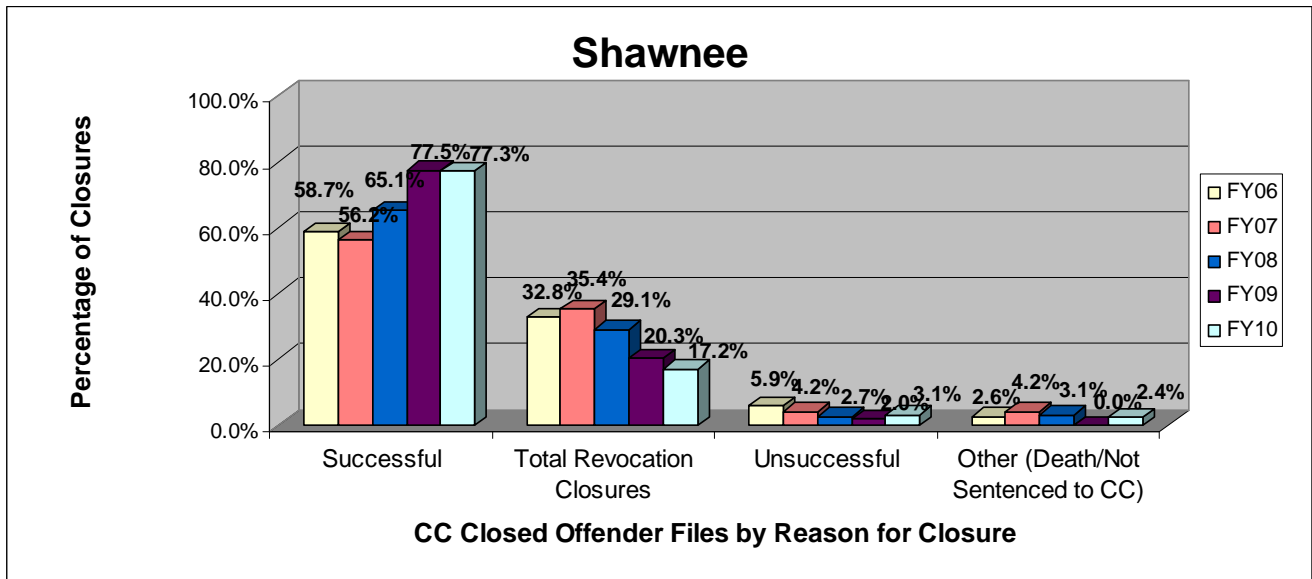
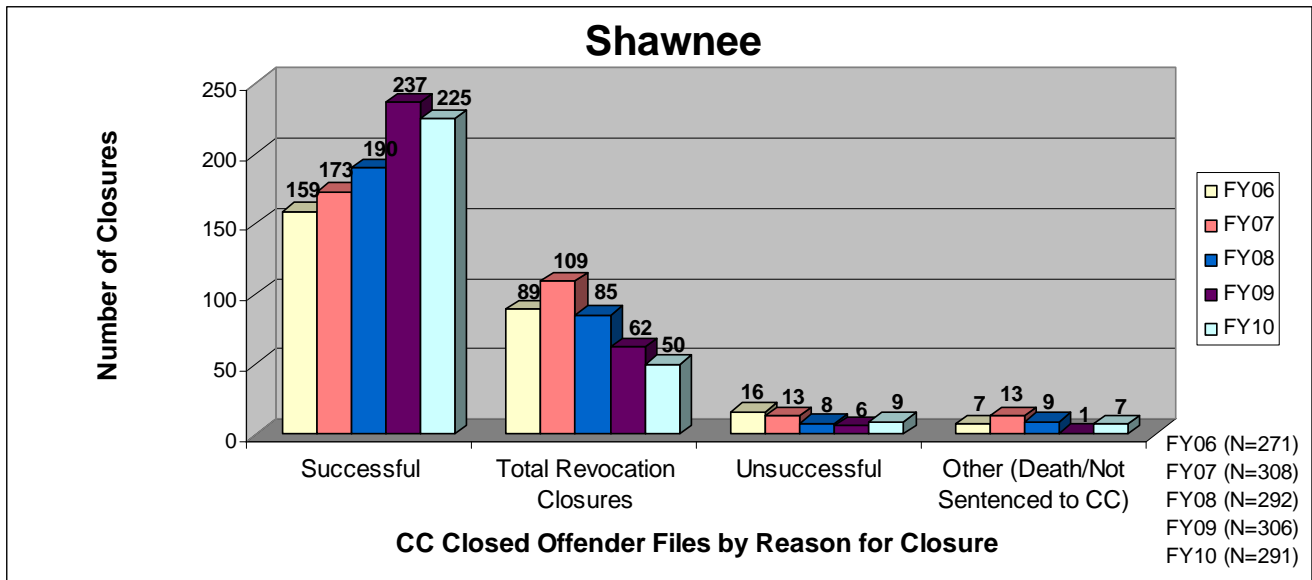


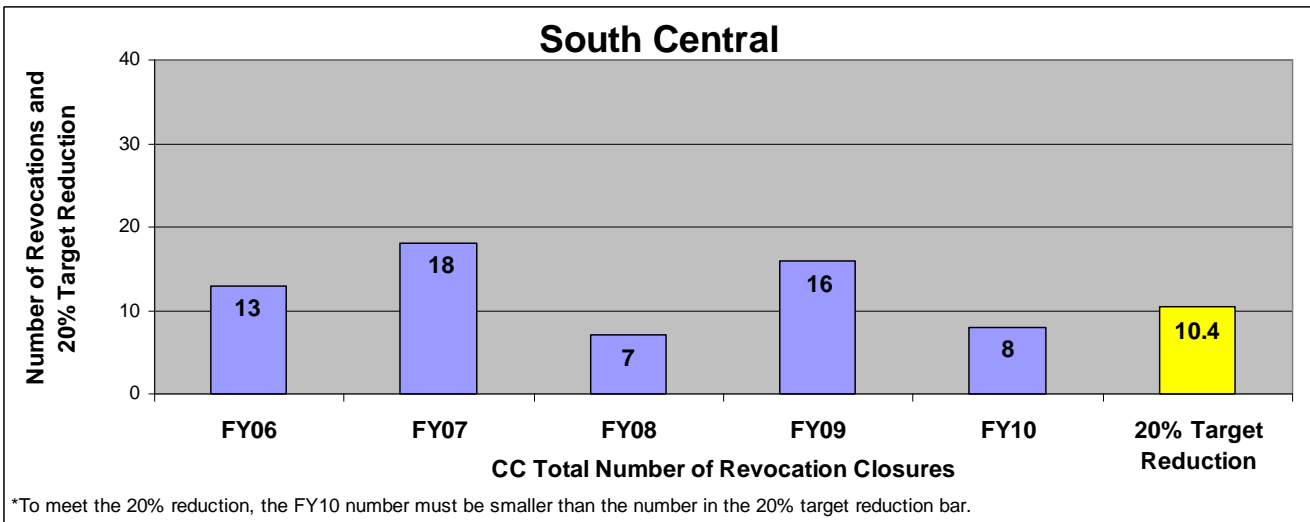
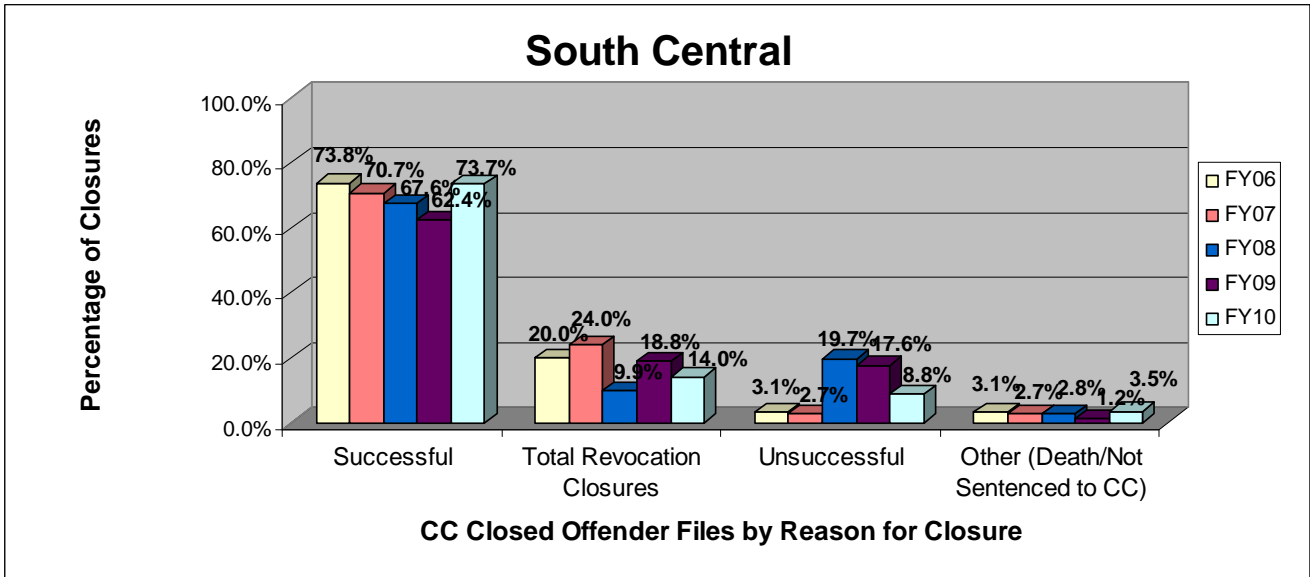
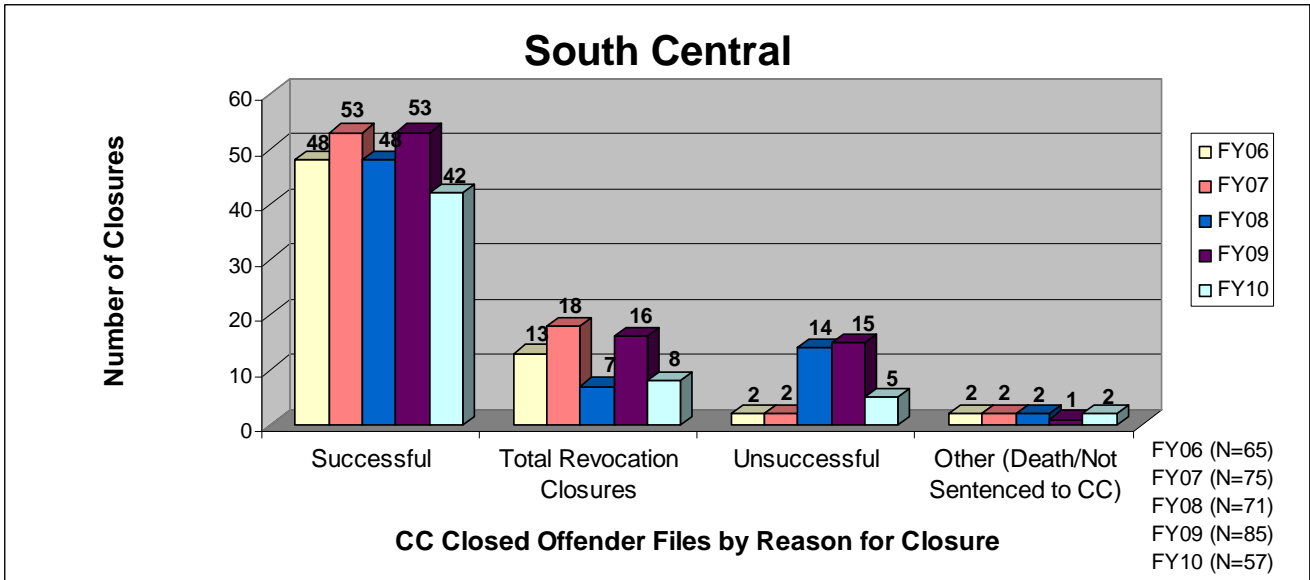


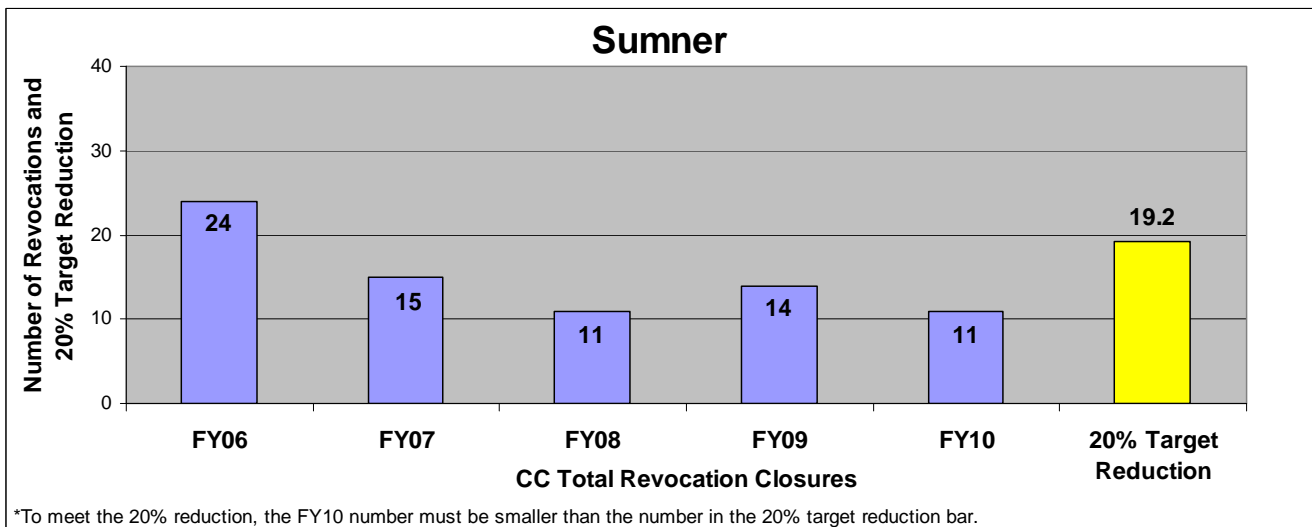
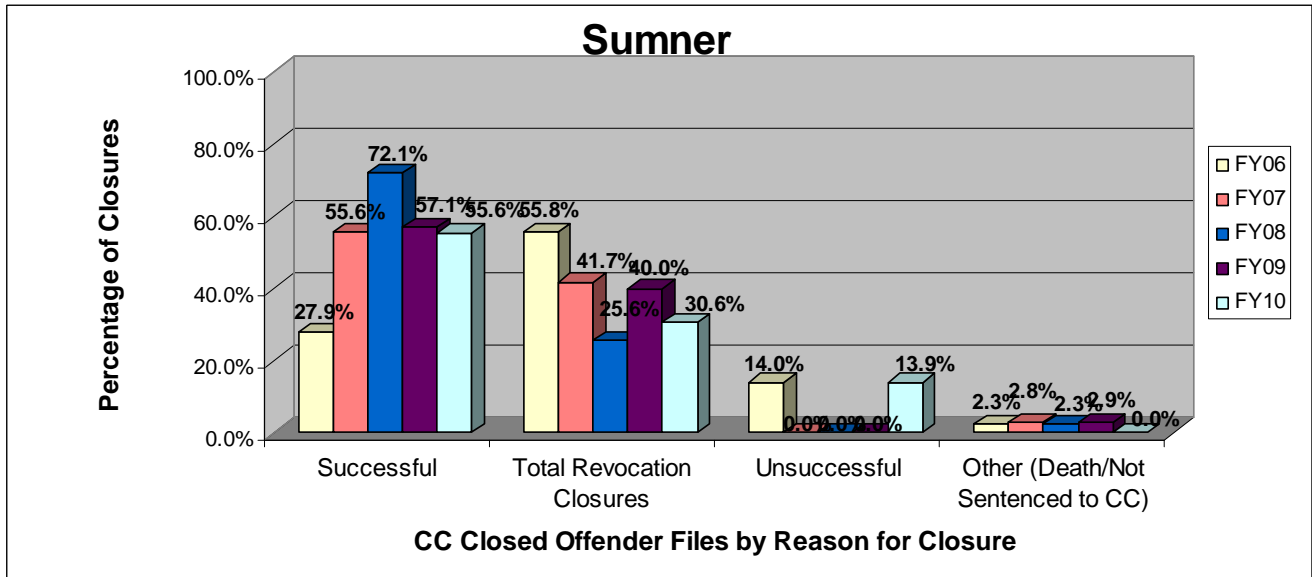
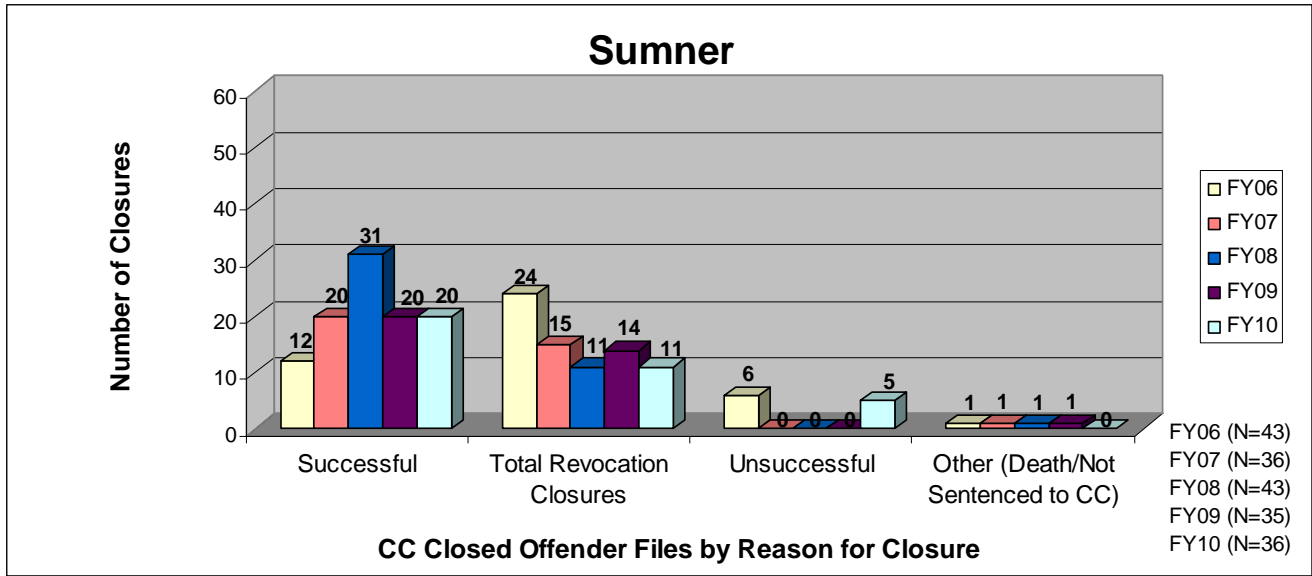




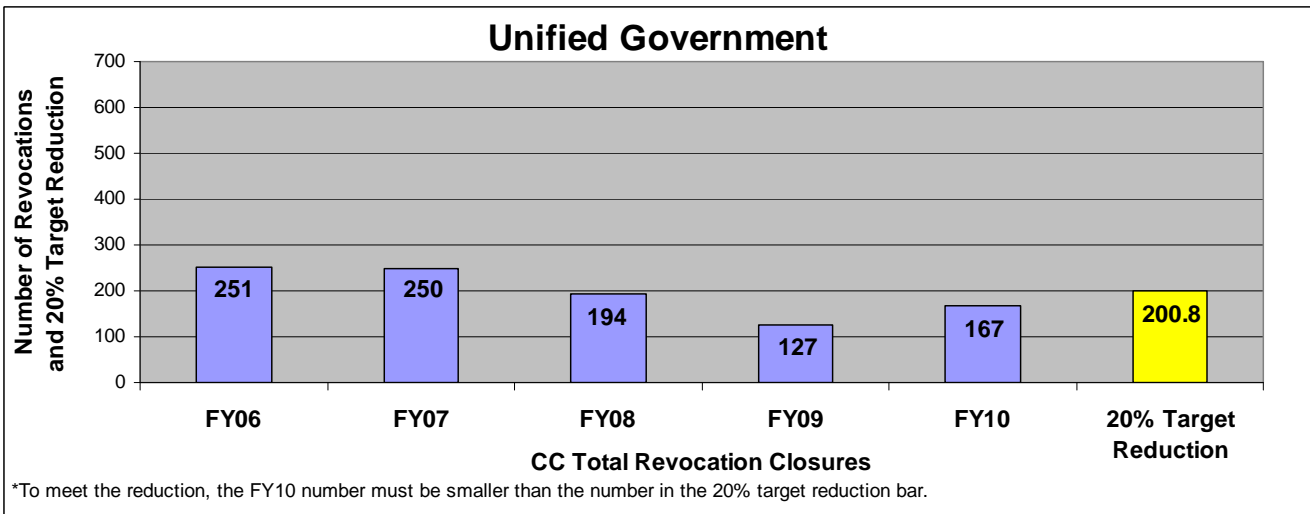
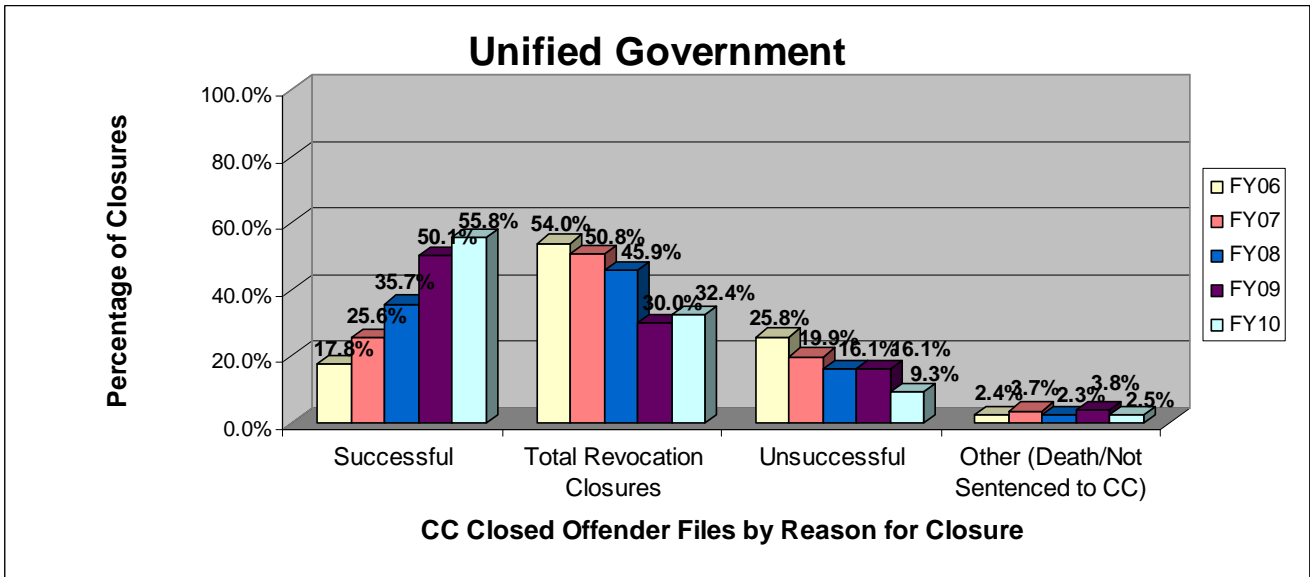
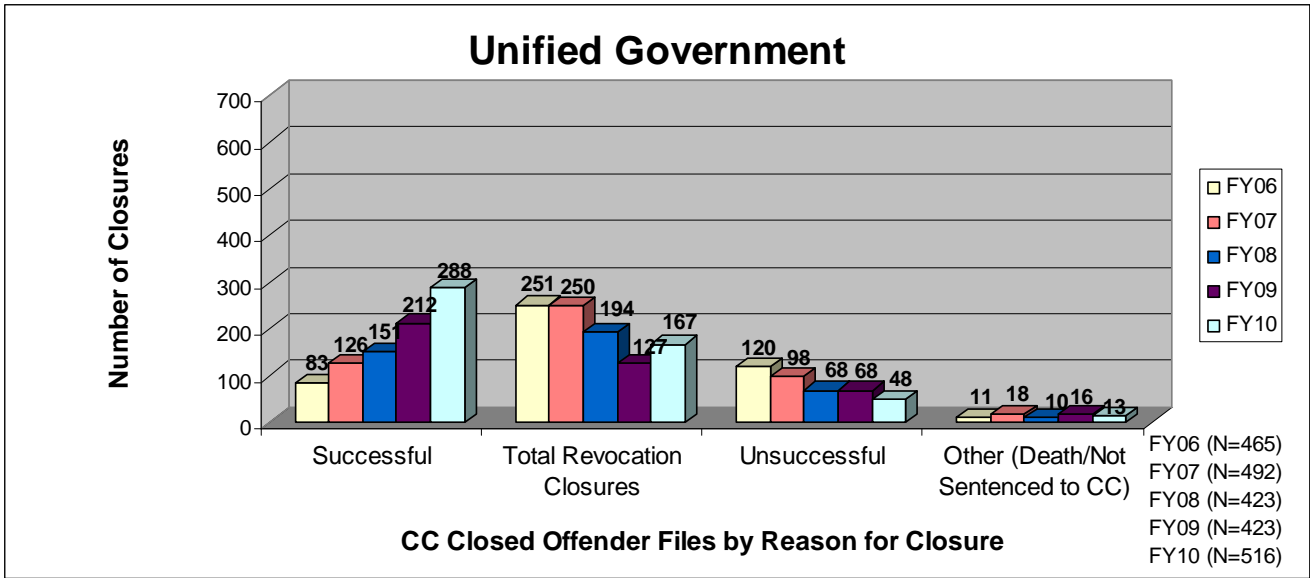


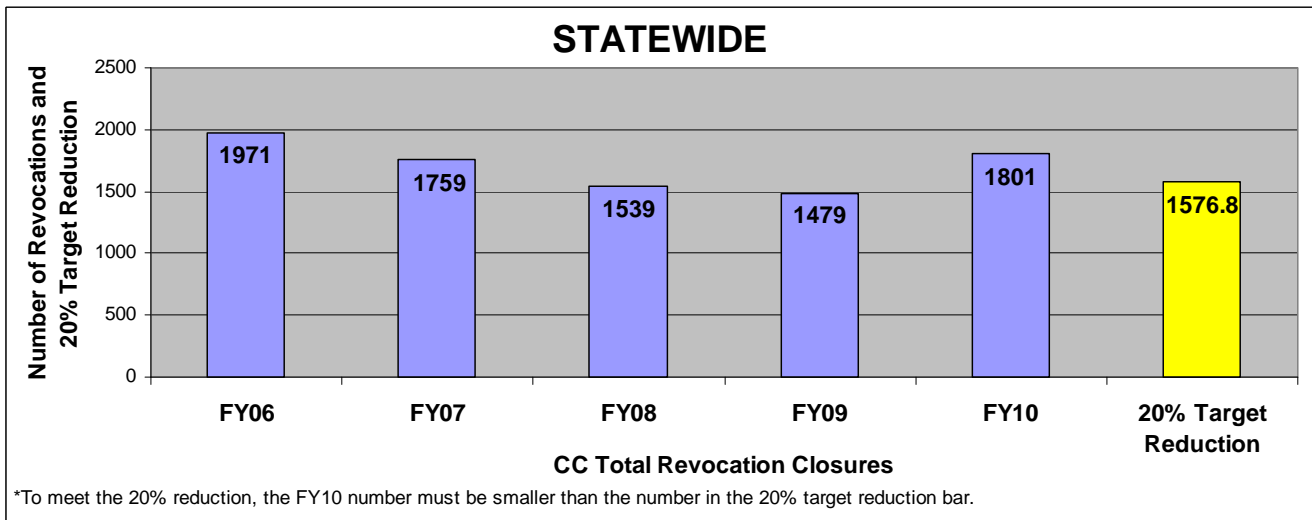
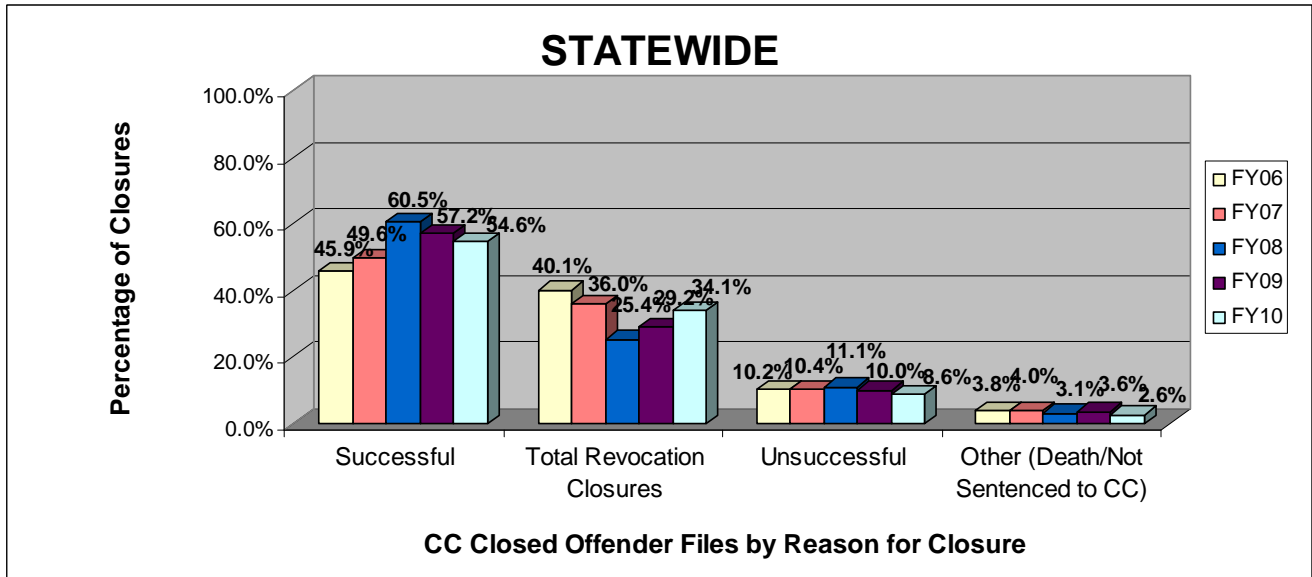
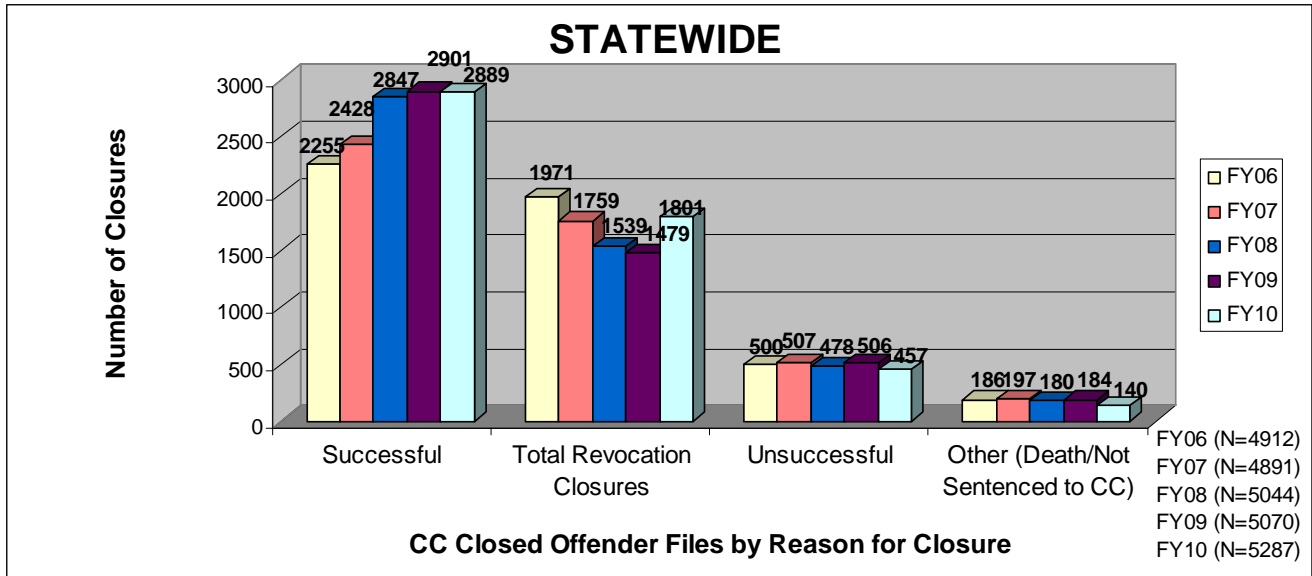






*To meet the 20% reduction, the FY10 number must be smaller than the number in the 20% target reduction bar.





SECTION II: Number and Percentage of Community Corrections Offender Files Closed in FY 2010 by Agency and Reason for Closure

The data in section two (page 38) is a one page snap-shot of how offender files closed in fiscal year 2010. The numbers and percentages match Section I in this report. Information was pulled from the Court Case Sentencing Activity Report on 7/9/10 at 7:49:11AM.

**Number and Percentage of Community Corrections Offender Files Closed in FY 2010
by Agency and Reason for Closure**

CC Agency	# Offender Files Closed	Revoked-Condition	Total % Revocation Closures	Revoked-New Felony	Total % Revocation Closures	Revoked-New Misdemeanor	Total % Revocation Closures	Total # Revocation Closures	Total % of ALL Revocation Closures	Successful	Total % Closures	Unsuccessful	Total % Closures	Other (Death/Not Sentenced to CC)	Total % Closures
2nd District	79	12	75.0%	3	18.8%	1	6.3%	16	20.3%	58	73.4%	2	2.5%	3	3.8%
4th District	144	12	42.9%	9	32.1%	7	25.0%	28	19.4%	90	62.5%	23	16.0%	3	2.1%
5th District	106	25	83.3%	3	10.0%	2	6.7%	30	28.3%	61	57.5%	14	13.2%	1	0.9%
6th District	81	19	67.9%	8	28.6%	1	3.6%	28	34.6%	41	50.6%	10	12.3%	2	2.5%
8th District	254	61	77.2%	17	21.5%	1	1.3%	79	31.1%	124	48.8%	44	17.3%	7	2.8%
11th District	113	28	75.7%	9	24.3%	0	0.0%	37	32.7%	67	59.3%	6	5.3%	3	2.7%
12th District	37	8	66.7%	3	25.0%	1	8.3%	12	32.4%	22	59.5%	3	8.1%	0	0.0%
13th District	90	14	70.0%	3	15.0%	3	15.0%	20	22.2%	59	65.6%	8	8.9%	3	3.3%
22nd District	73	19	90.5%	2	9.5%	0	0.0%	21	28.8%	48	65.8%	3	4.1%	1	1.4%
24th District	47	3	30.0%	4	40.0%	3	30.0%	10	21.3%	27	57.4%	9	19.1%	1	2.1%
25th District	148	50	82.0%	11	18.0%	0	0.0%	61	41.2%	81	54.7%	5	3.4%	1	0.7%
28th District	193	35	59.3%	19	32.2%	5	8.5%	59	30.6%	120	62.2%	10	5.2%	4	2.1%
31st District	87	13	68.4%	4	21.1%	2	10.5%	19	21.8%	56	64.4%	8	9.2%	4	4.6%
Atchison	50	14	73.7%	3	15.8%	2	10.5%	19	38.0%	19	38.0%	8	16.0%	4	8.0%
Central Kansas	109	20	80.0%	5	20.0%	0	0.0%	25	22.9%	63	57.8%	15	13.8%	6	5.5%
Cimmaron Basin	116	10	40.0%	14	56.0%	1	4.0%	25	21.6%	58	50.0%	29	25.0%	4	3.4%
Cowley	100	21	75.0%	3	10.7%	4	14.3%	28	28.0%	46	46.0%	25	25.0%	1	1.0%
Douglas	123	13	38.2%	13	38.2%	8	23.5%	34	27.6%	81	65.9%	6	4.9%	2	1.6%
Harvey/McPherson	126	30	73.2%	7	17.1%	4	9.8%	41	32.5%	68	54.0%	16	12.7%	1	0.8%
Johnson	568	113	63.5%	45	25.3%	20	11.2%	178	31.3%	325	57.2%	46	8.1%	19	3.3%
Leavenworth	58	9	60.0%	3	20.0%	3	20.0%	15	25.9%	23	39.7%	18	31.0%	2	3.4%
Montgomery	94	17	58.6%	9	31.0%	3	10.3%	29	30.9%	58	61.7%	4	4.3%	3	3.2%
Northwest Kansas	109	14	77.8%	3	16.7%	1	5.6%	18	16.5%	79	72.5%	10	9.2%	2	1.8%
Reno	147	42	85.7%	5	10.2%	2	4.1%	49	33.3%	77	52.4%	18	12.2%	3	2.0%
Riley	128	18	75.0%	3	12.5%	3	12.5%	24	18.8%	73	57.0%	24	18.8%	7	5.5%
Santa Fe Trail	124	15	53.6%	10	35.7%	3	10.7%	28	22.6%	65	52.4%	31	25.0%	0	0.0%
Sedgwick	1197	438	67.1%	155	23.7%	60	9.2%	653	54.6%	493	41.2%	15	1.3%	36	3.0%
Shawnee	291	43	86.0%	2	4.0%	5	10.0%	50	17.2%	225	77.3%	9	3.1%	7	2.4%
South Central Kansas	57	6	75.0%	2	25.0%	0	0.0%	8	14.0%	42	73.7%	5	8.8%	2	3.5%
Sumner	36	9	81.8%	2	18.2%	0	0.0%	11	30.6%	20	55.6%	5	13.9%	0	0.0%
Unified Government	516	104	62.3%	58	34.7%	5	3.0%	167	32.4%	288	55.8%	48	9.3%	13	2.5%
STATEWIDE	5287	1222	67.9%	431	23.9%	148	8.2%	1801	34.1%	2889	54.6%	457	8.6%	140	2.6%

SECTION III: Number of Opened Offender Files for Fiscal Years 2006 - 2010 by Agency and Statewide

The third section of data contains the total number of **offender files opened** for fiscal years 2006 thru 2010 for each agency and statewide (pgs. 41-51). A “file” is defined as a court case assigned to a specific offender. A “file” is opened when a new court case record is created due to a new sentence to community corrections or when an offender is assigned to community corrections in the pre-sentence state under SB123 legislation. The scaling is based on the number of offender files opened by like agencies (see below); some agencies will not have a like agency also noted below. Please note that there are three agencies per page. Information was pulled from the Court Case Sentencing Activity Report on 7/9/10 at 7:49:11AM.

<u>Agency</u>	<u>Chart Scale</u>
2nd	150
5th	150
13th	150
31st	150
CB	150
CL	150
6 th	150
NWK	150

<u>Agency</u>	<u>Chart Scale</u>
4 th	200
11th	200
25 th	200
CEK	200
DG	200
HVMP	200
RL	200
SFT	200

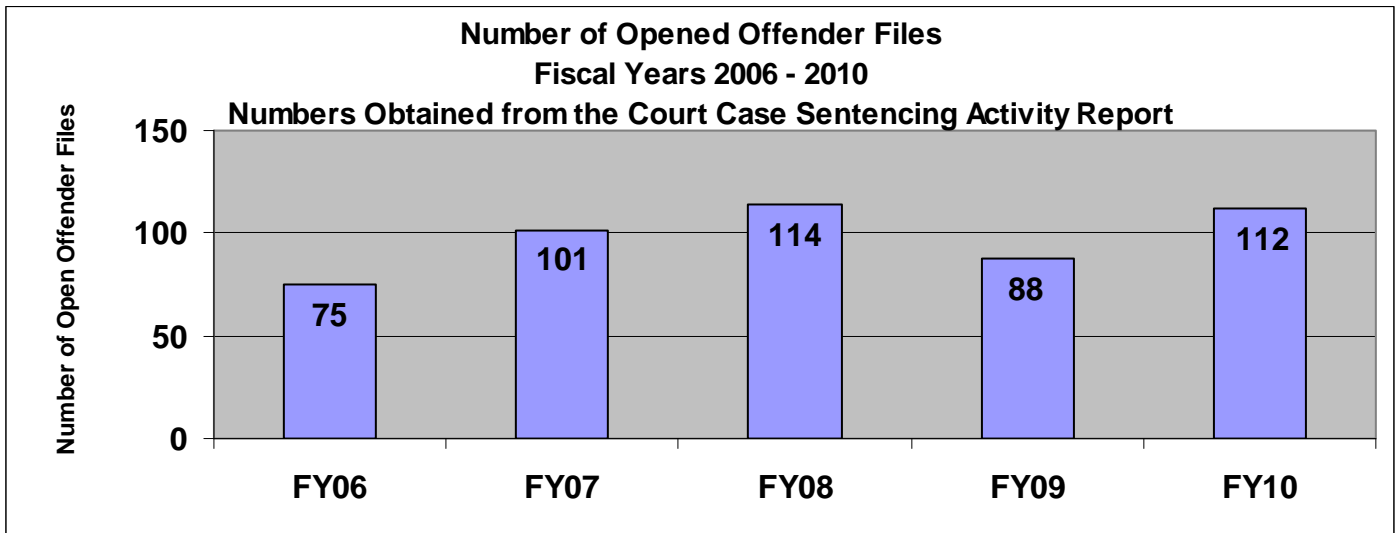
<u>Agency</u>	<u>Chart Scale</u>
22 nd	100
LV	100
MG	100
SCK	100

<u>Agency</u>	<u>Chart Scale</u>
24 th	75
AT	75
SU	75

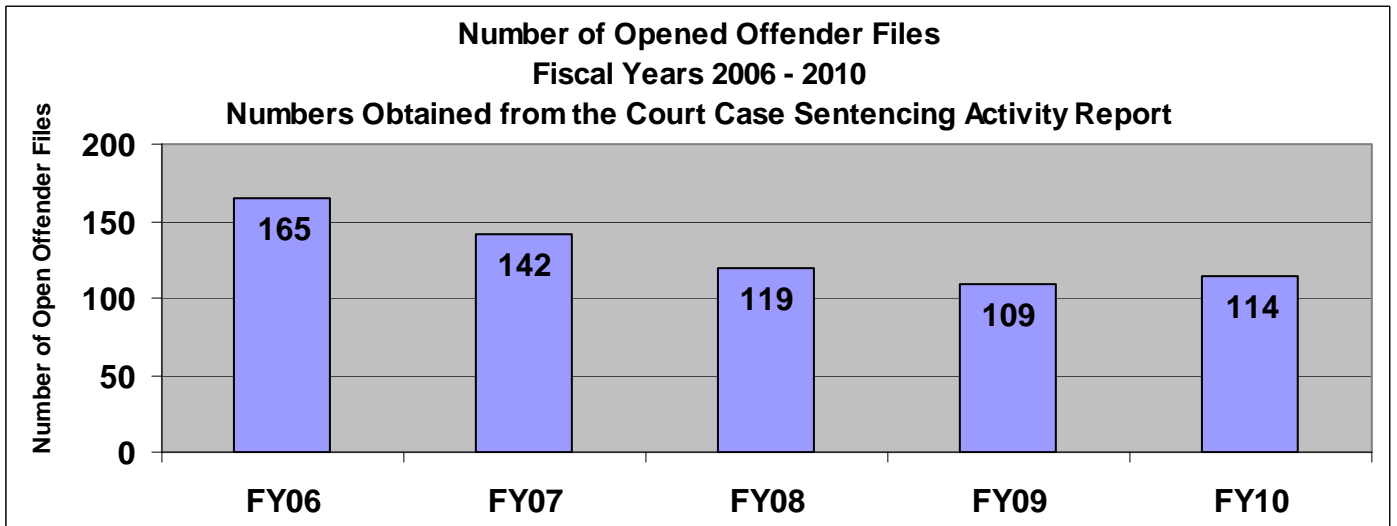
<u>Agency</u>	<u>Chart Scale</u>
8th	300
28th	300

<u>Agencies with No Like Agency</u>	<u>Chart Scale</u>
12 th	50
RN	250
SN	400
UG	700
JO	800
SG	1400

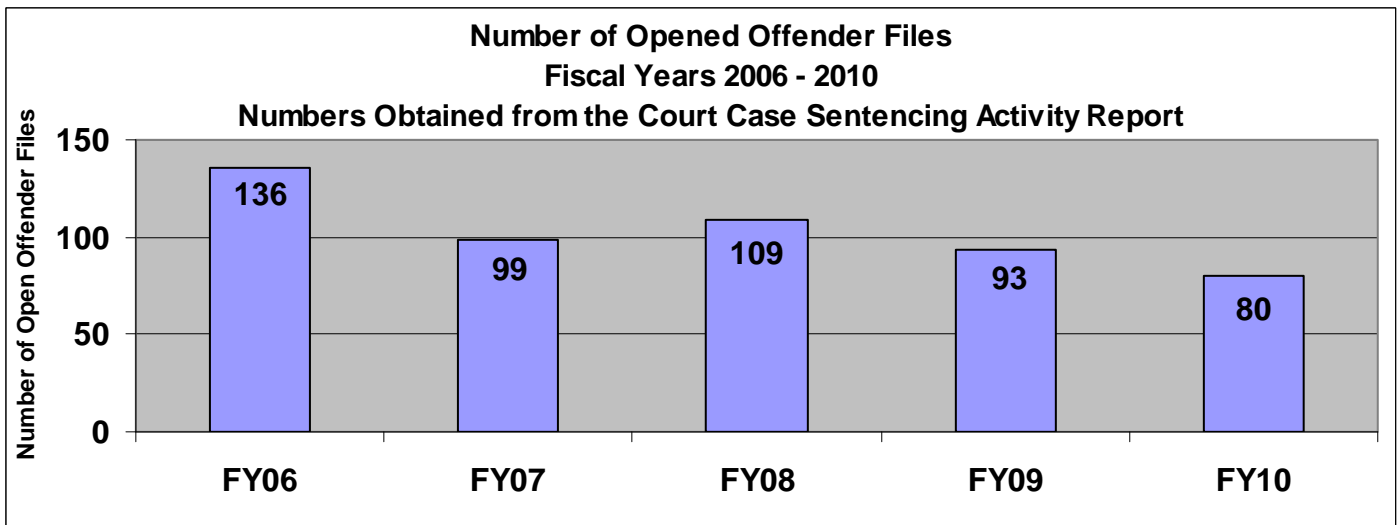
2nd District



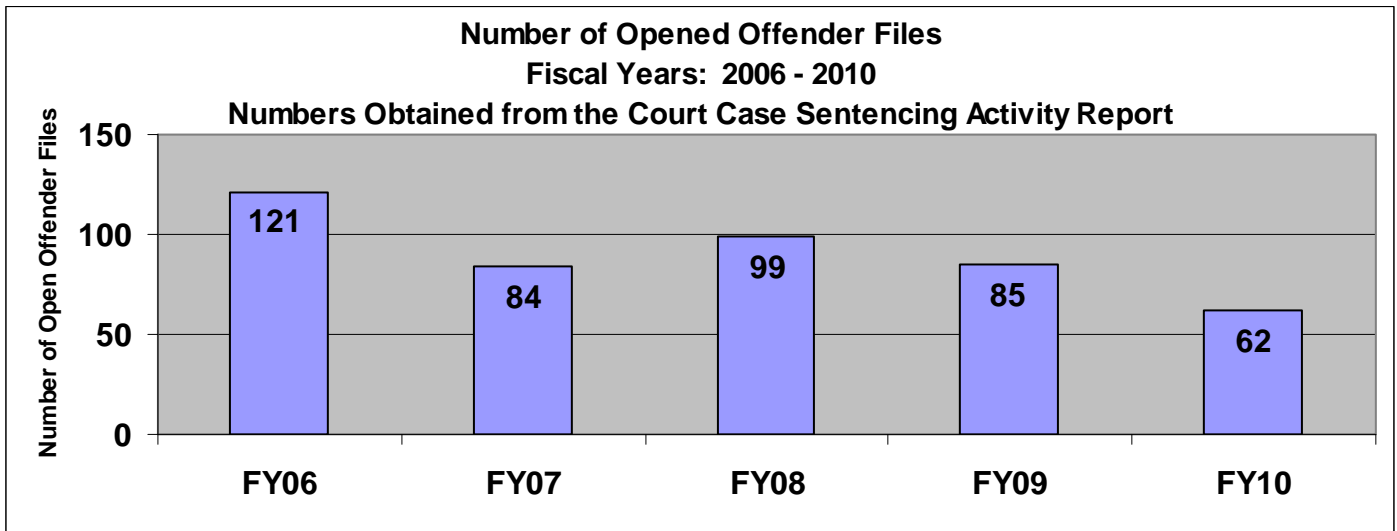
4th District



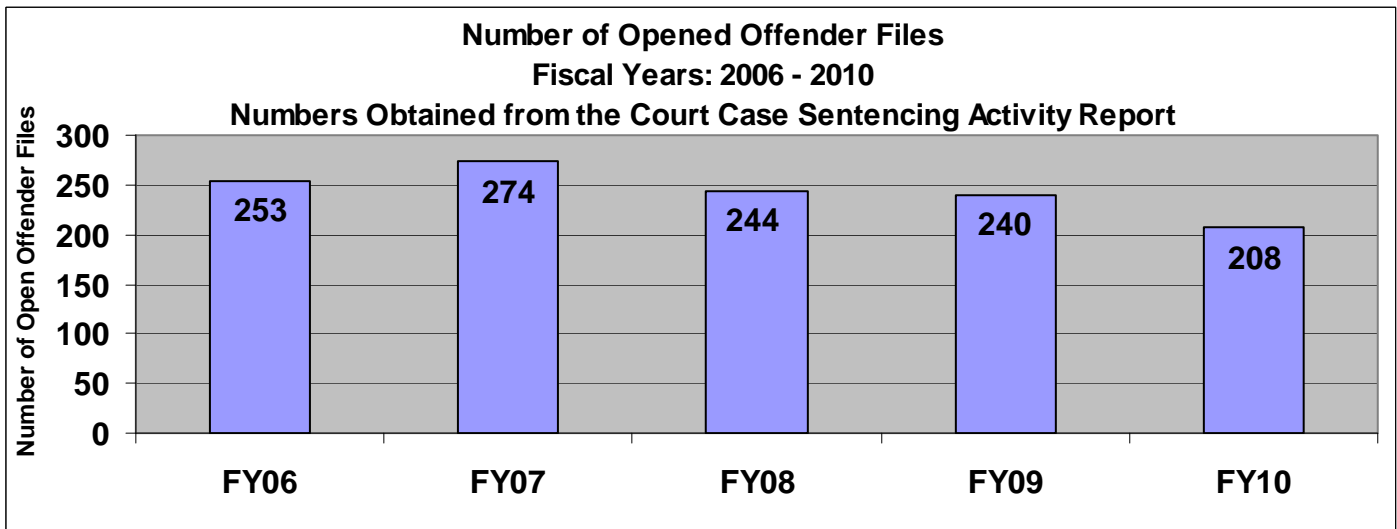
5th District



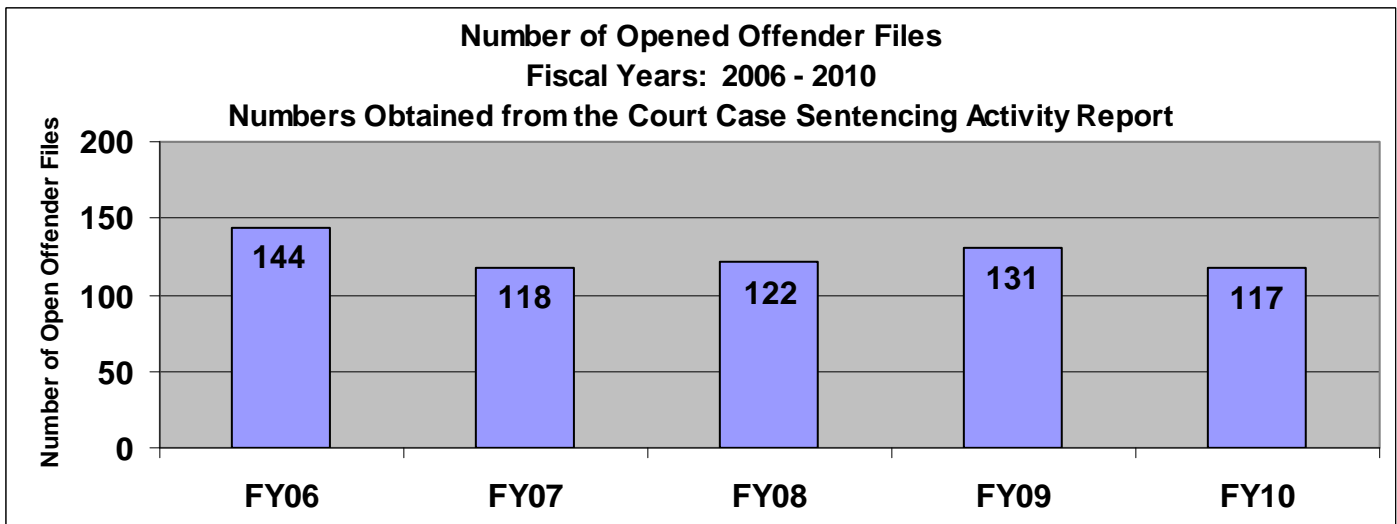
6th District



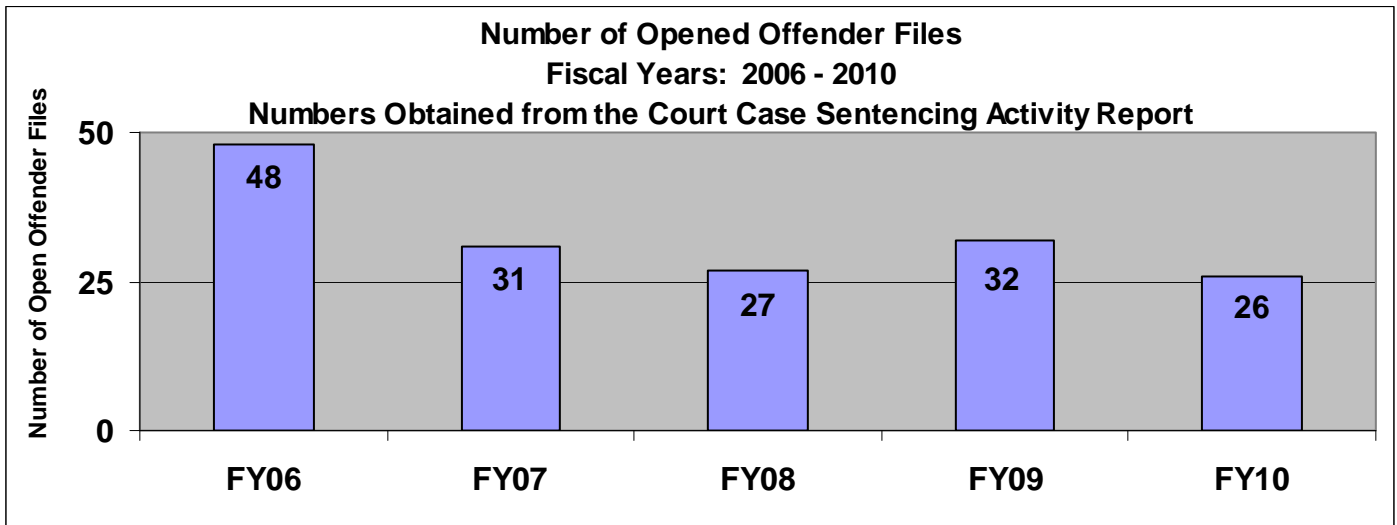
8th District



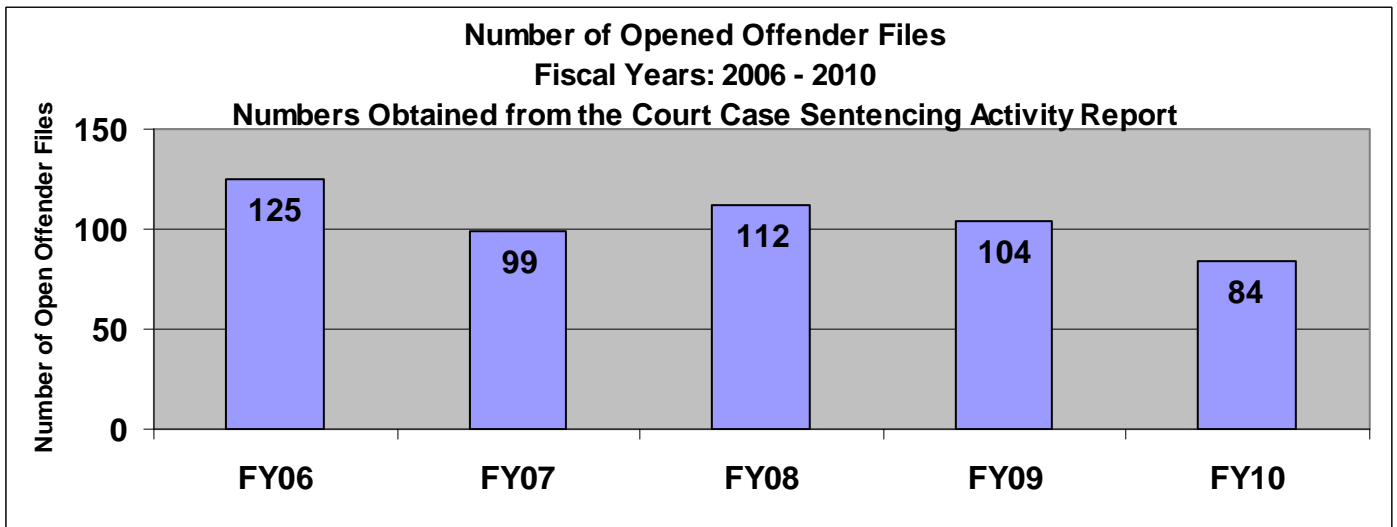
11th District



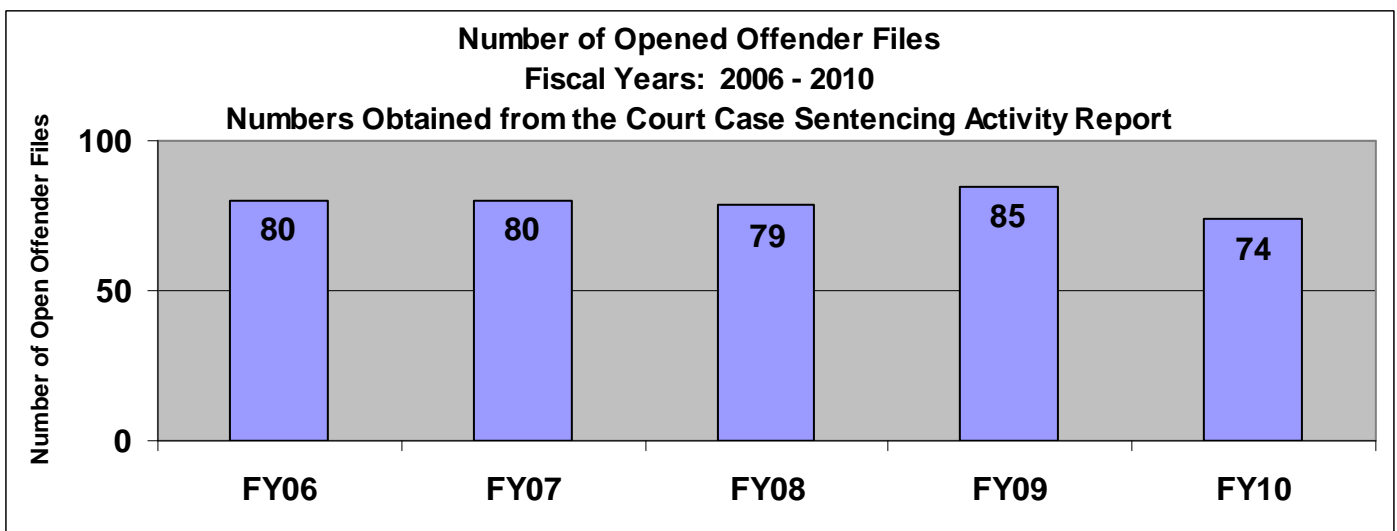
12th District



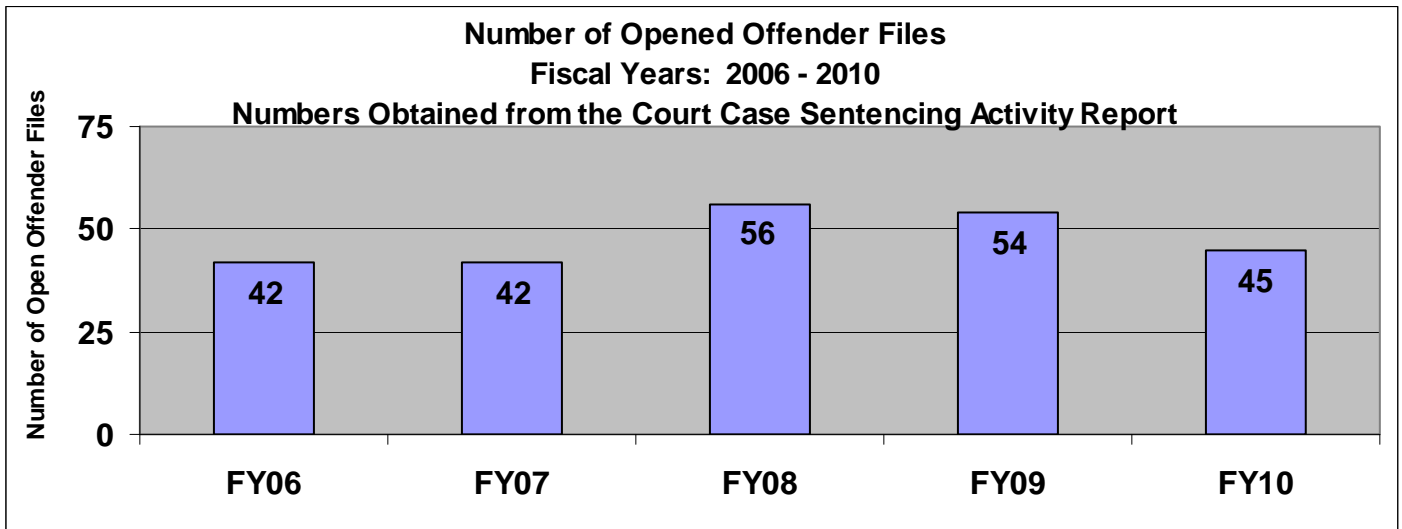
13th District



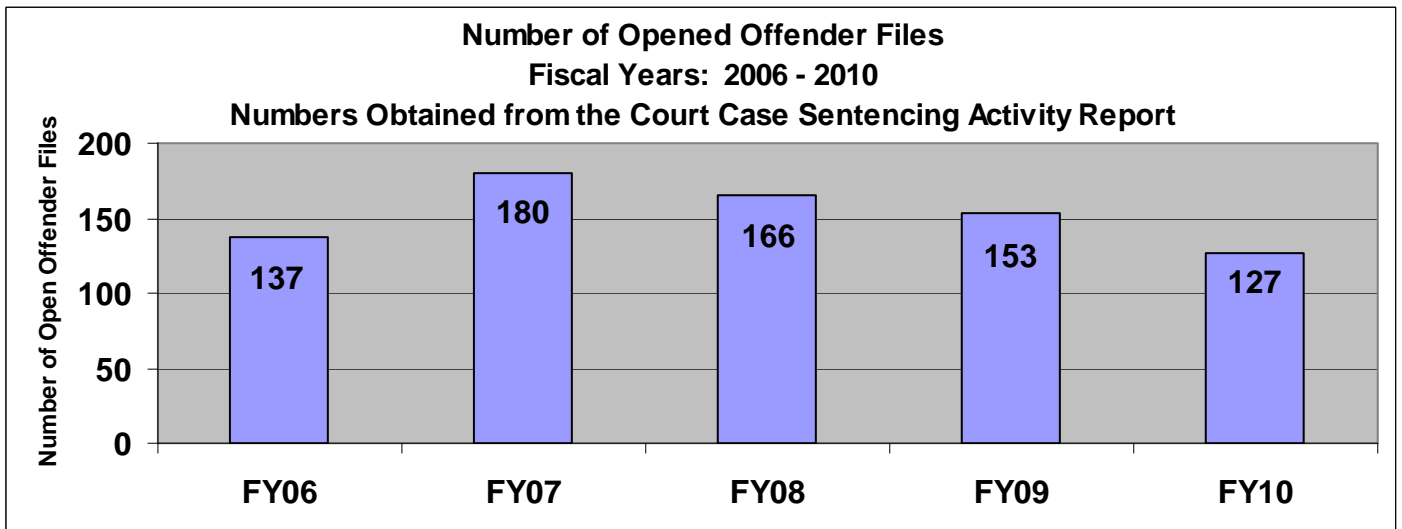
22nd District



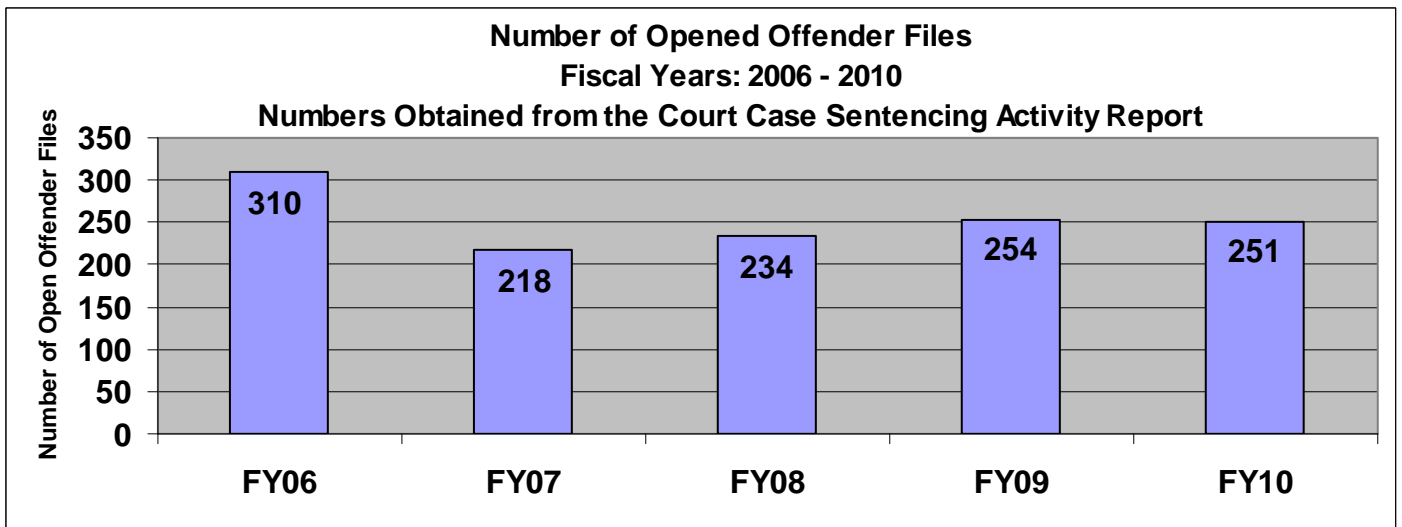
24th District



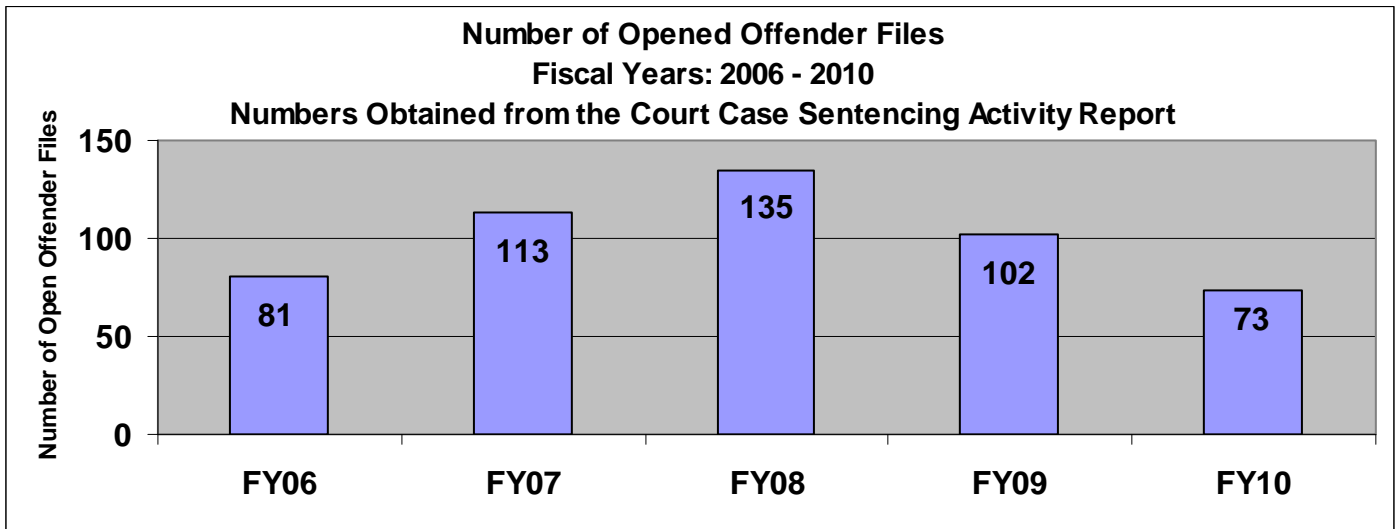
25th District



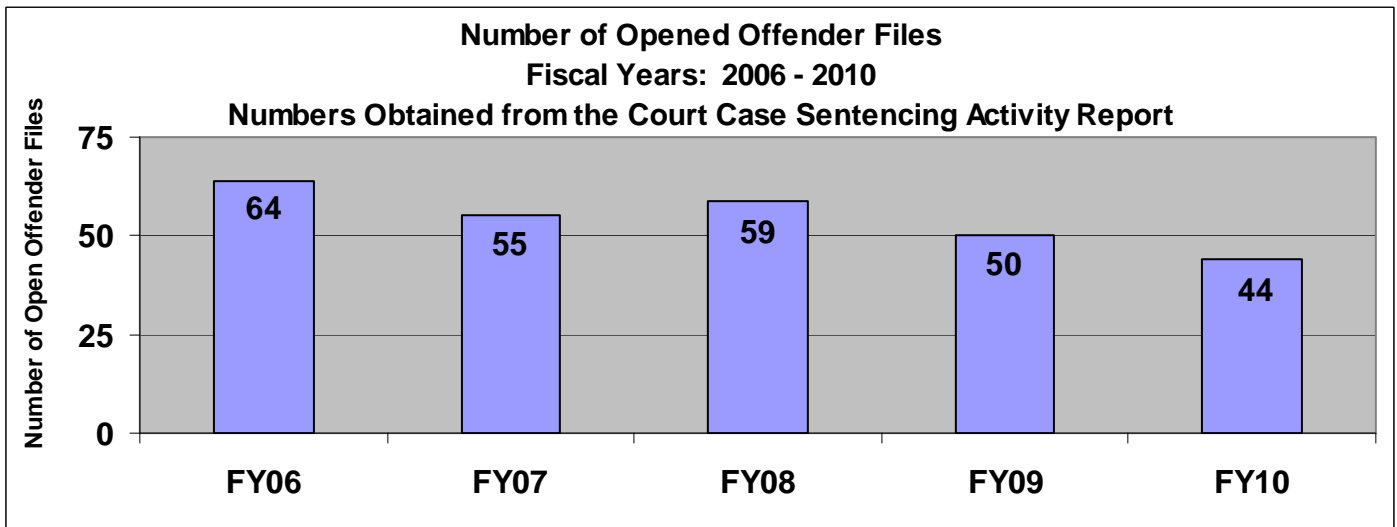
28th District



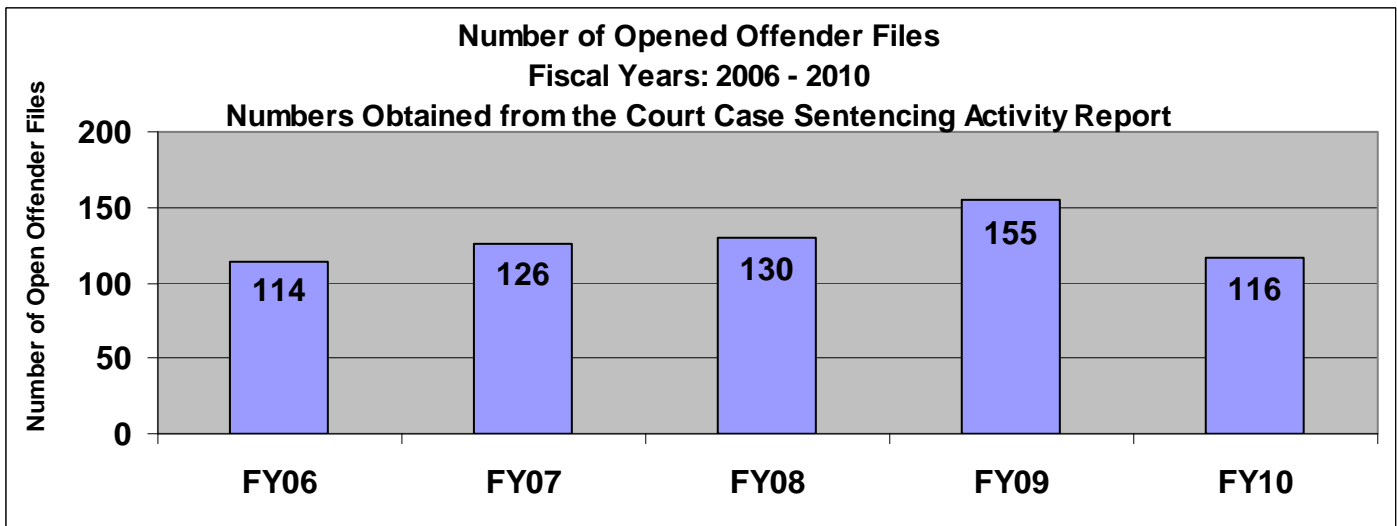
31st District



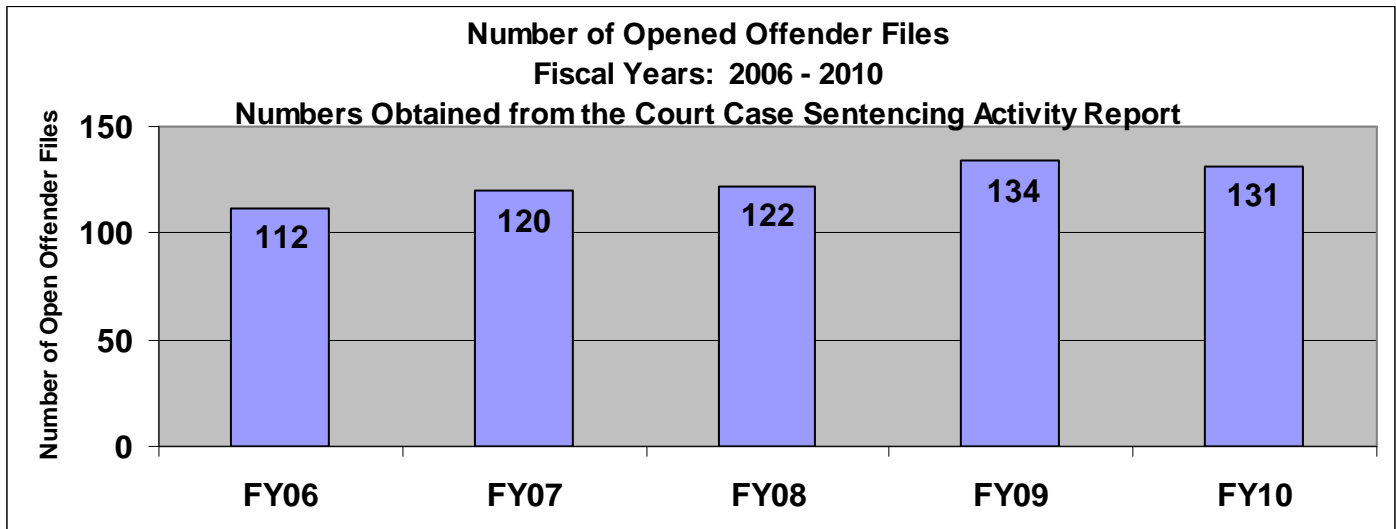
Atchison



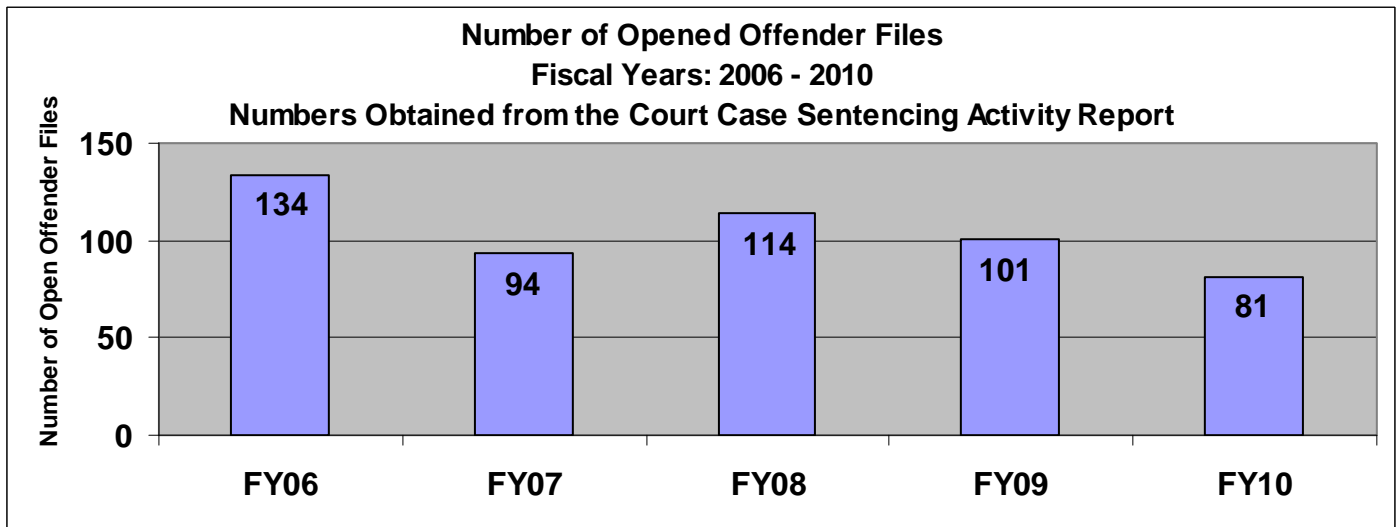
Central Kansas



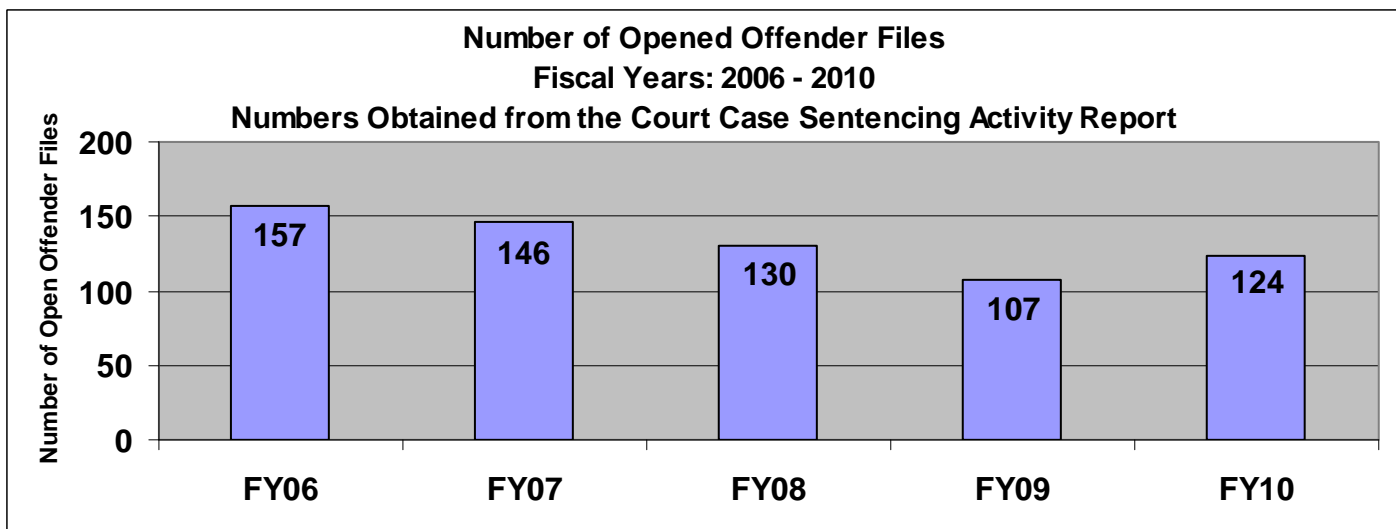
Cimarron Basin



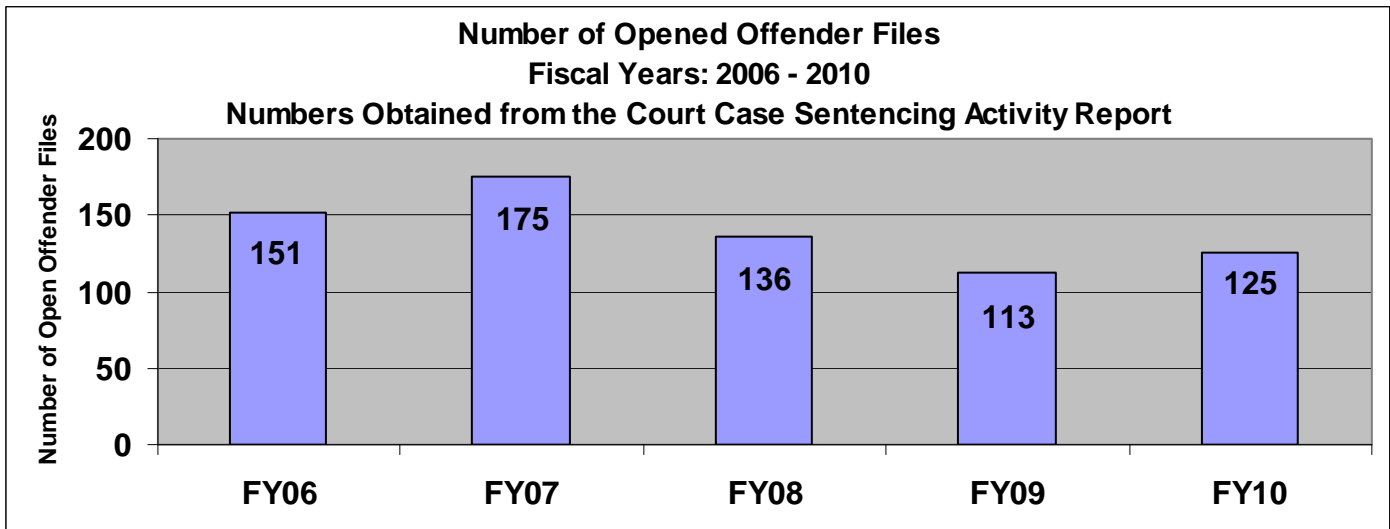
Cowley



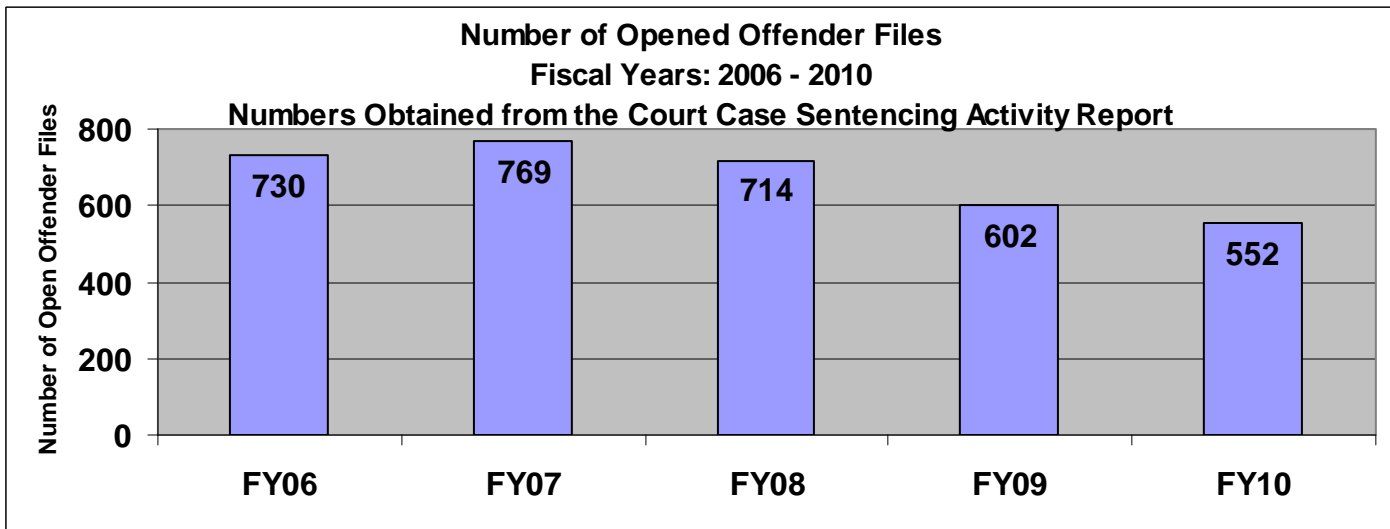
Douglas



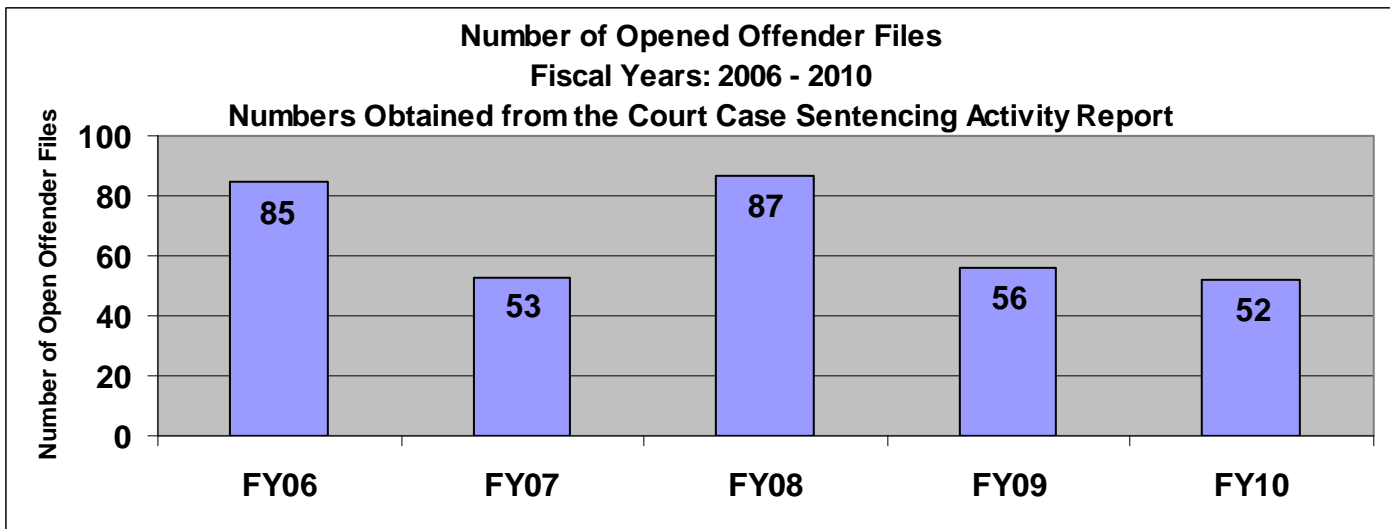
Harvey/McPherson



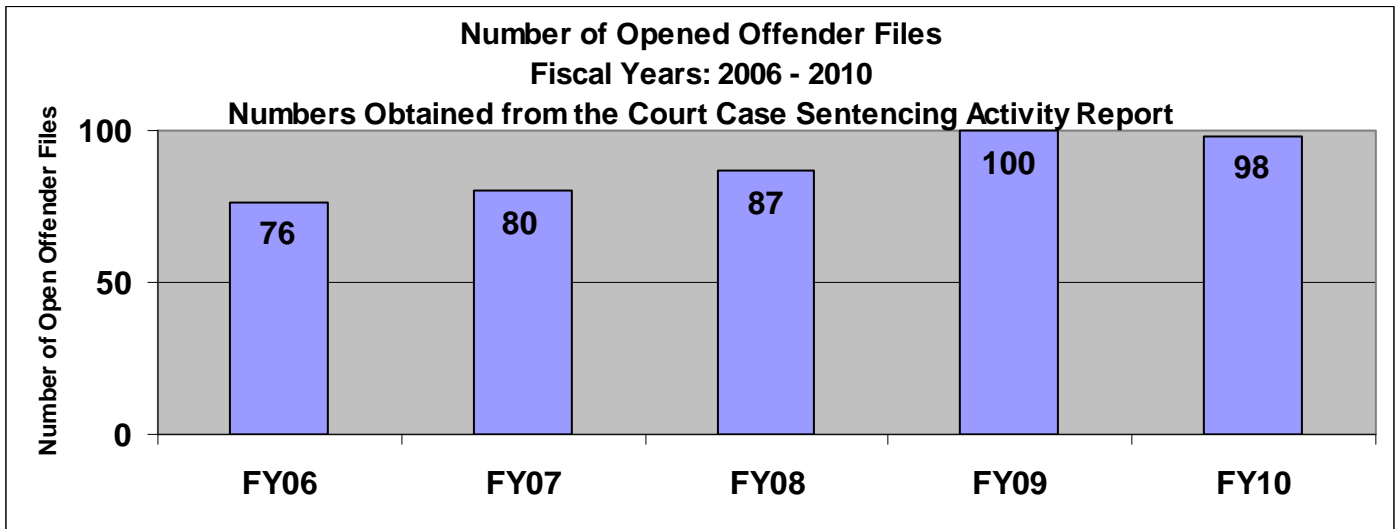
Johnson



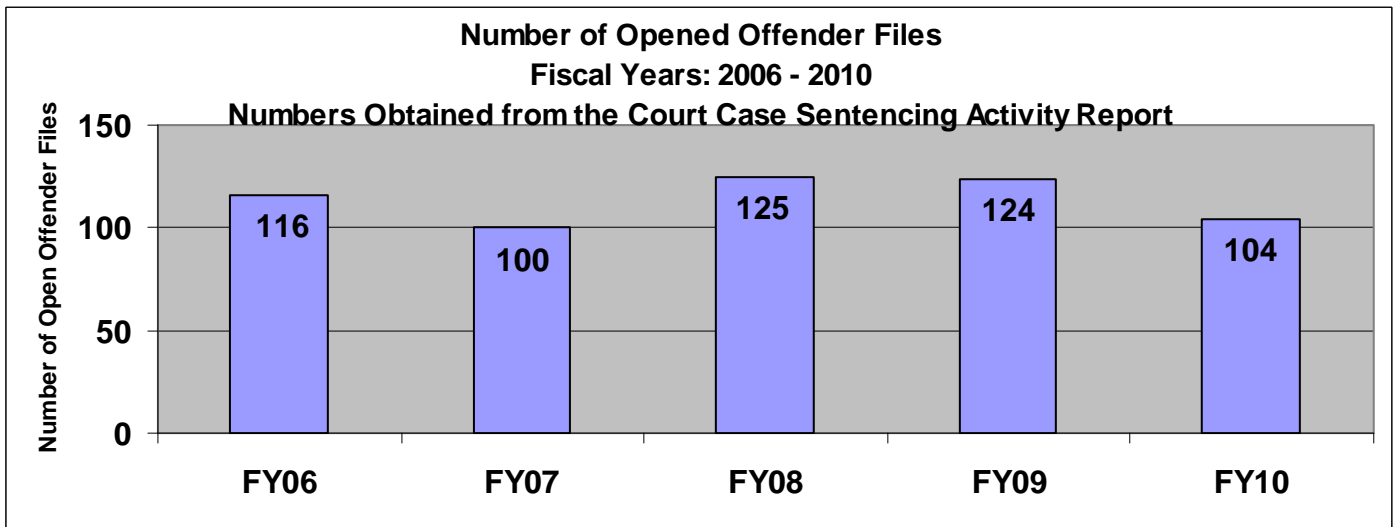
Leavenworth



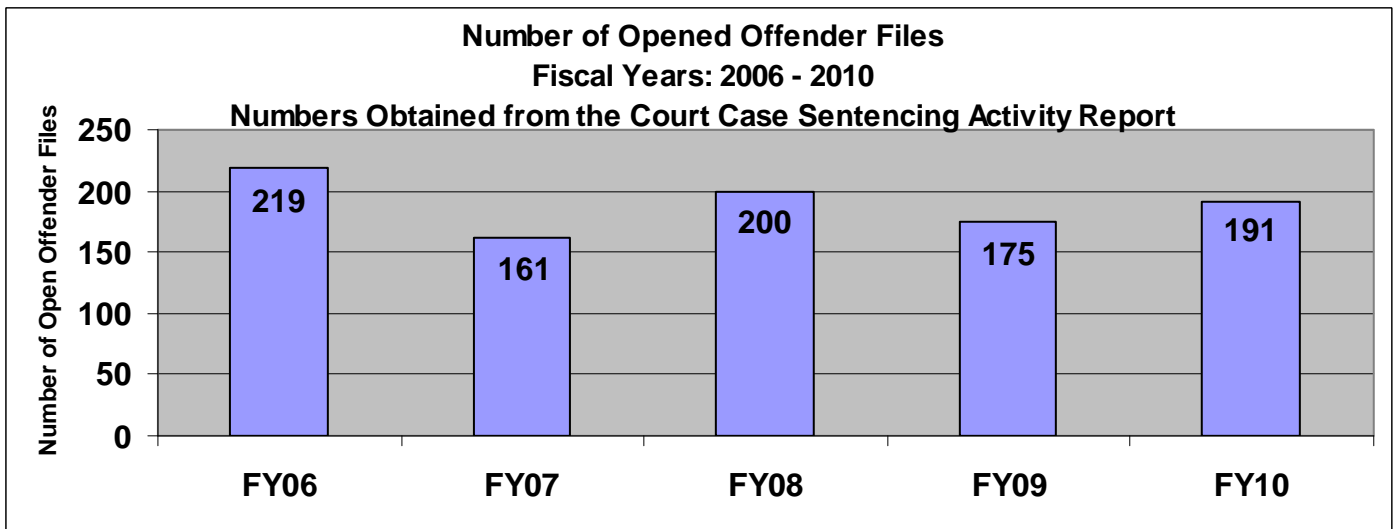
Montgomery



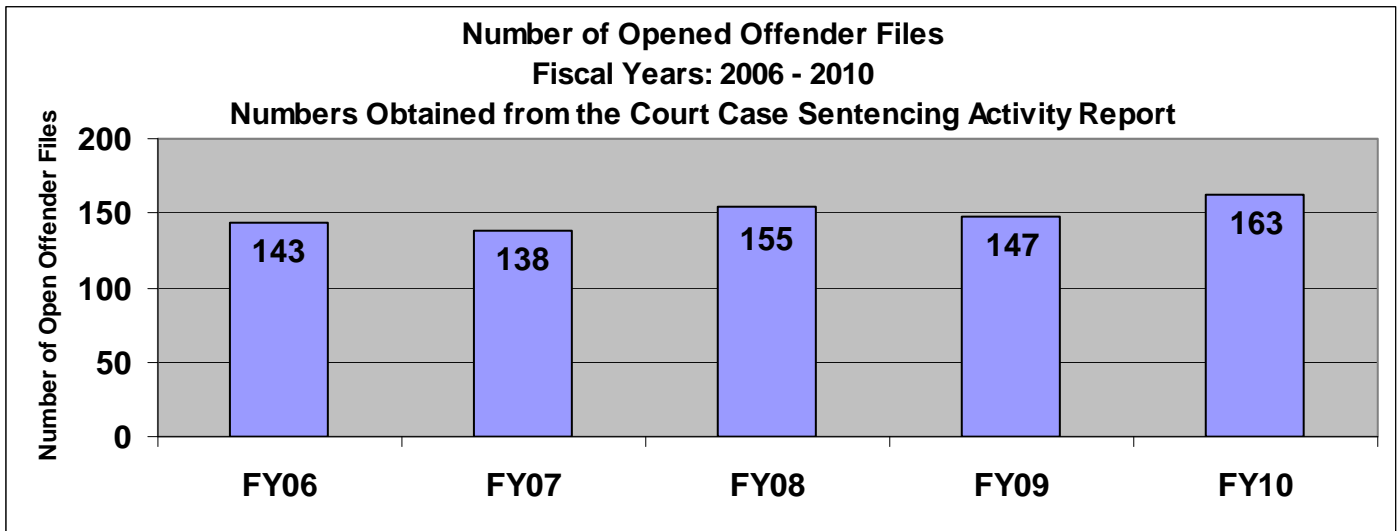
Northwest



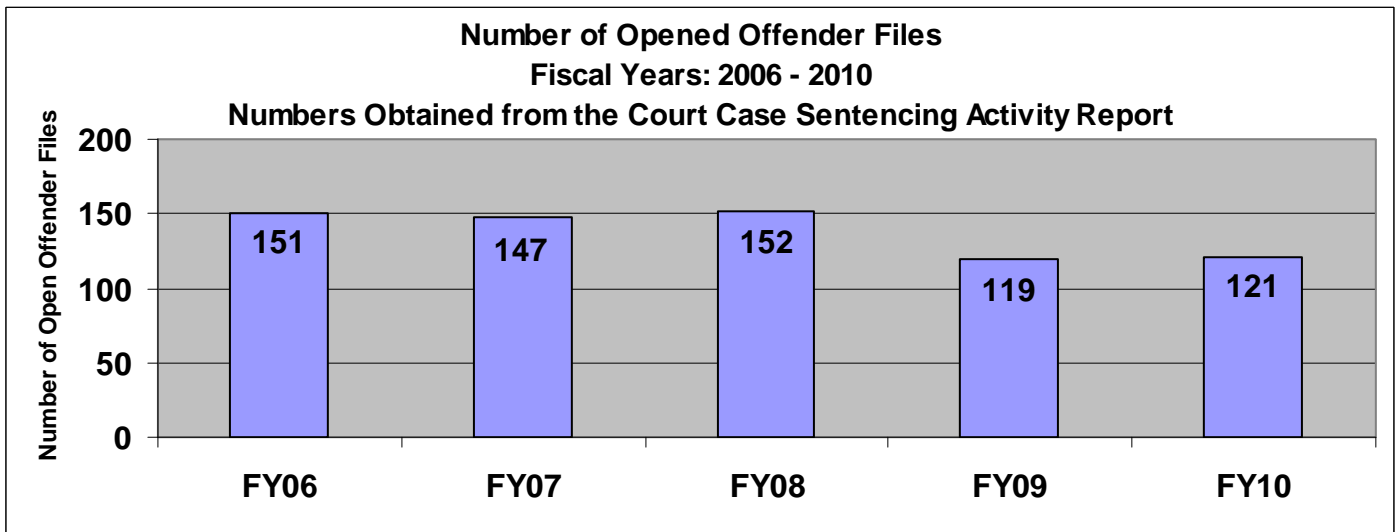
Reno



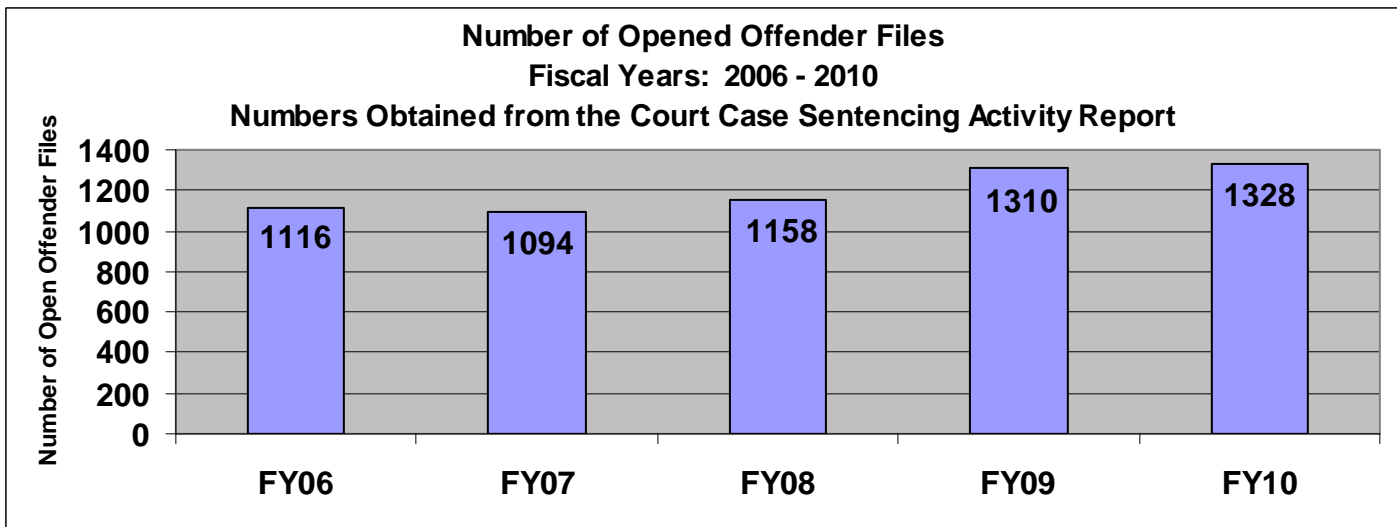
Riley



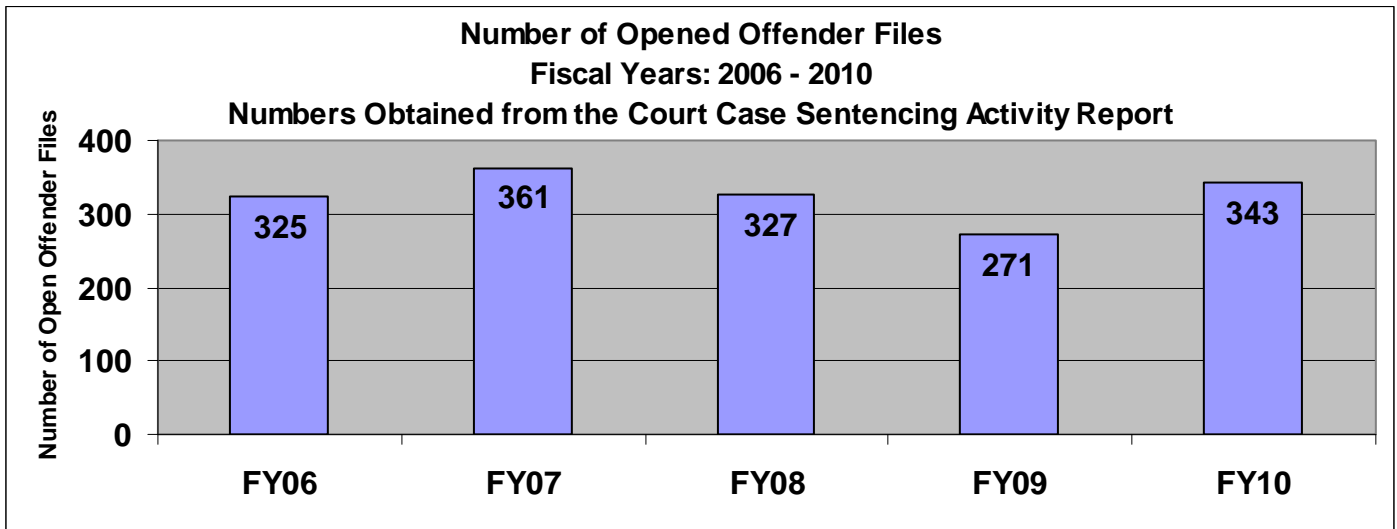
Santa Fe Trail



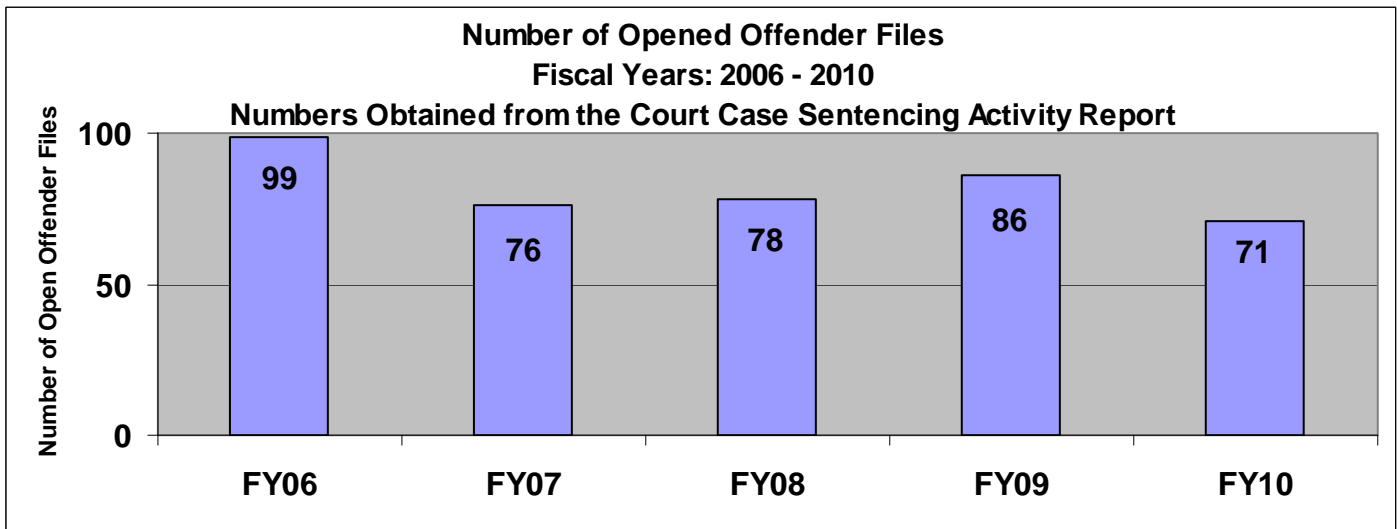
Sedgwick



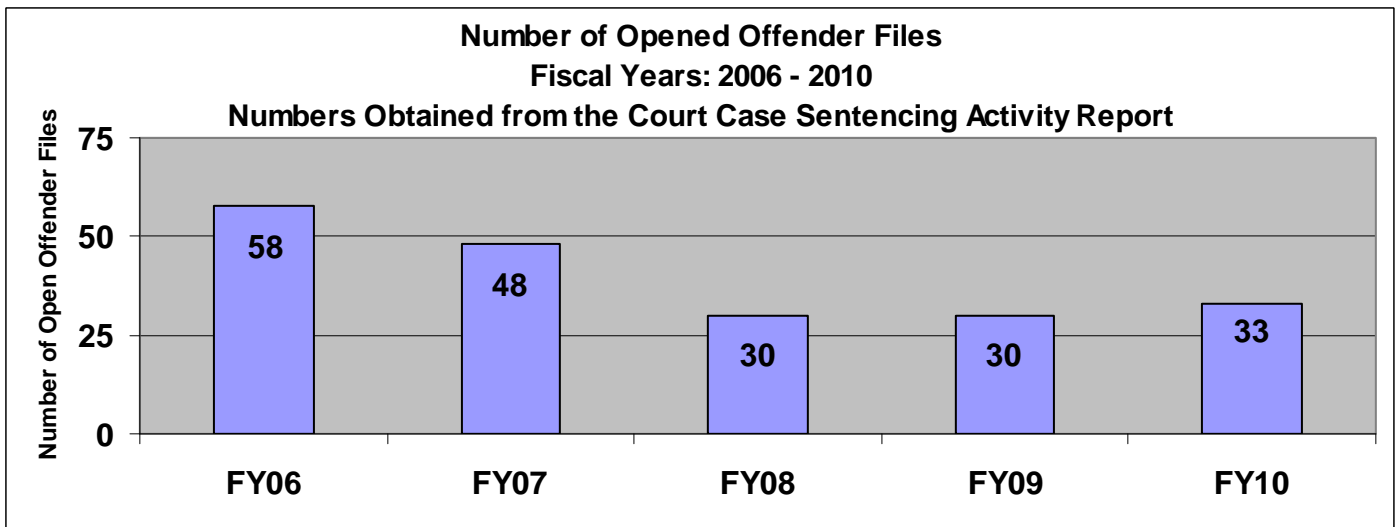
Shawnee



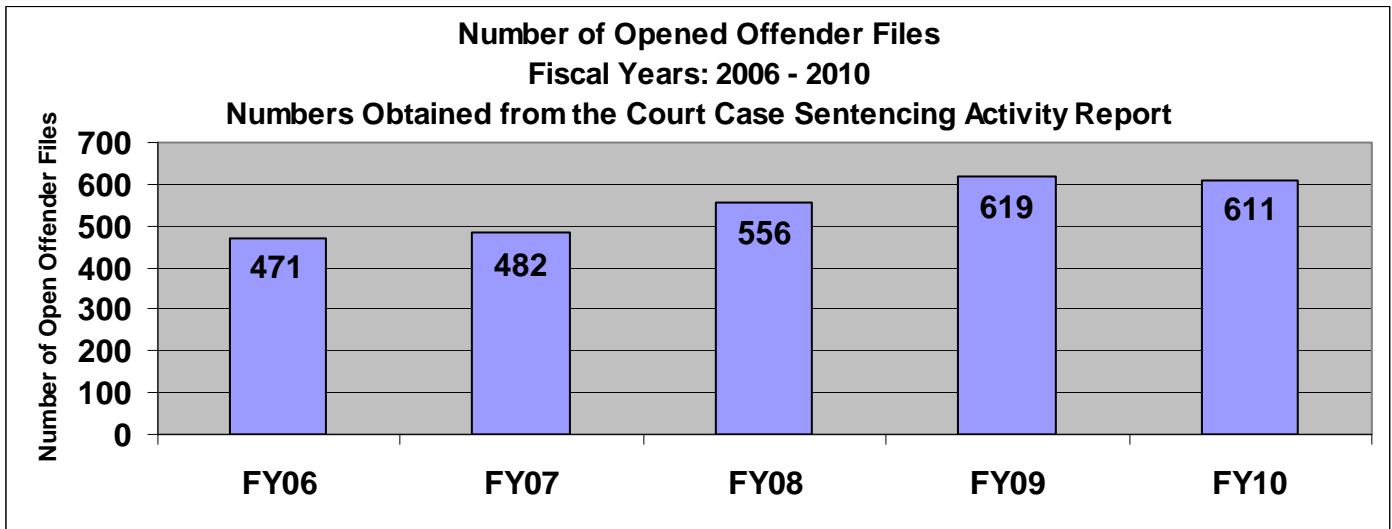
South Central Kansas



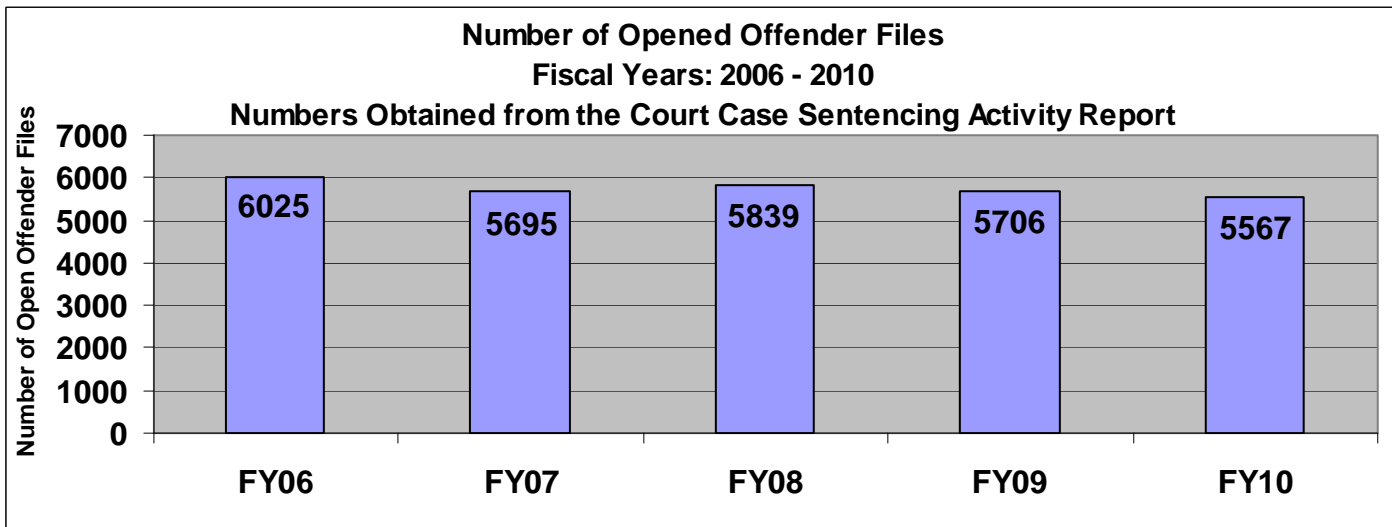
Sumner



Unified Government



STATEWIDE



SECTION IV: Number of Community Corrections Offenders (with an LSI-R score): Termination Reason by Supervision

This is a quick snapshot of the number of offenders, risk level by termination reason, for all agencies and statewide for fiscal year 2010 only (pgs. 53-54). Each type of revocation is listed, and a Revocation – All Combined column follows for each supervision level. The second page is similar to the first page only this is the percentage of offenders. Numbers were pulled from the Court Cases Sentencing Activity Report on 7/9/10 at 7:49:11AM. Please note that these numbers may not be exact as the others because this totals up by agency **not** statewide like the Court Case Sentencing Activity Report does. Deaths are not included in any of this data.

**Number of Community Corrections Offenders
Termination Reason by Supervision Level
FY 2010**

CC Agency	ISL I						ISL II						ISL III						ISL IV					
	Successful	Revoked-Condition	Revoked-New Felony	Revoked-New Misdemeanor	Revoked - ALL	Unsuccessful	Successful	Revoked-Condition	Revoked-New Felony	Revoked-New Misdemeanor	Revoked - ALL	Unsuccessful	Successful	Revoked-Condition	Revoked-New Felony	Revoked-New Misdemeanor	Revoked - ALL	Unsuccessful	Successful	Revoked-Condition	Revoked-New Felony	Revoked-New Misdemeanor	Revoked - ALL	Unsuccessful
2nd	4	3	1	1	5	0	13	6	2	0	8	1	18	1	0	0	1	0	22	0	0	0	0	0
4th	5	3	6	5	14	13	12	6	1	2	9	4	23	3	0	0	3	3	36	0	0	0	0	0
5th	5	16	1	1	18	4	9	4	2	0	6	3	19	1	0	1	2	5	21	0	0	0	0	0
6th	2	9	0	1	10	2	2	4	3	0	7	3	7	3	4	0	7	2	30	0	1	0	1	1
8th	3	14	3	0	17	5	20	22	4	0	26	15	29	17	6	1	24	8	60	4	0	1	5	3
11th	4	13	7	0	20	4	15	10	2	0	12	0	18	3	0	0	3	0	28	0	0	0	0	0
12th	0	2	0	0	2	0	0	5	2	1	8	2	6	0	2	0	2	0	16	1	0	0	1	0
13th	1	5	1	1	7	1	9	6	0	2	8	2	16	1	0	0	1	3	34	1	1	0	2	1
22nd	3	6	1	0	7	1	3	5	0	0	5	0	20	5	1	0	6	2	19	1	0	0	1	0
24th	2	2	2	2	6	4	3	0	1	0	1	3	10	0	0	0	0	1	11	0	0	0	0	0
25th	0	10	2	0	12	1	5	30	7	0	37	1	21	6	0	0	6	1	39	0	0	0	0	0
28th	0	23	6	4	33	4	15	9	7	0	16	3	39	1	3	0	4	2	58	0	1	0	1	0
31st	4	7	1	2	10	3	8	5	3	0	8	2	21	0	0	0	0	2	25	0	0	0	0	2
AT	0	6	0	0	6	3	3	3	2	2	7	1	7	3	1	0	4	4	9	0	0	0	0	0
CEK	0	12	3	0	15	1	5	7	0	0	7	6	23	2	1	0	3	3	33	0	0	0	0	0
CB	1	4	4	1	9	3	4	3	6	0	9	8	12	2	4	0	6	7	42	0	0	0	0	2
CL	2	5	0	2	7	6	6	15	2	0	17	6	11	3	1	2	6	4	26	0	0	0	0	3
DG	5	4	4	7	15	2	10	4	4	1	9	1	15	1	4	1	6	1	43	2	0	0	2	0
HVMP	2	10	2	0	12	2	7	10	5	2	17	7	29	8	0	1	9	3	31	0	0	1	1	2
JO	4	24	9	7	40	5	25	46	11	9	66	13	90	20	8	1	29	15	136	3	2	0	5	5
LV	0	5	0	2	7	4	3	3	1	1	5	6	5	2	0	0	2	2	15	0	0	0	0	3
MG	2	6	1	1	8	3	15	4	4	0	8	1	16	2	1	1	4	0	23	0	0	0	0	0
NWK	3	10	1	1	12	3	13	2	2	0	4	3	12	1	0	0	1	1	44	0	0	0	0	1
RN	3	10	0	2	12	7	13	5	3	1	9	6	18	4	0	0	4	8	38	0	0	0	0	0
RL	7	24	4	1	29	8	13	11	1	1	13	5	27	3	0	0	3	2	30	1	0	0	1	2
SFT	0	8	4	0	12	4	2	4	2	2	8	7	16	2	2	1	5	9	44	0	0	0	0	4
SG	9	194	67	25	286	1	51	149	56	19	224	6	157	46	16	5	67	2	248	10	3	4	17	1
SN	32	23	1	3	27	4	61	8	1	1	10	5	60	3	0	1	4	0	56	0	0	0	0	0
SCK	0	0	1	0	1	1	3	5	1	0	6	3	5	1	0	0	1	0	31	0	0	0	0	1
SU	0	5	0	0	5	1	0	2	0	0	2	1	4	2	1	0	3	2	14	0	0	0	0	0
UG	7	24	9	1	34	2	32	34	20	3	57	15	85	23	16	0	39	15	126	6	3	0	9	3
STATE	110	487	141	70	698	102	380	427	155	47	629	139	839	169	71	15	255	107	1388	29	11	6	46	34

*Does not include Deaths. There were 39 deaths during FY10.

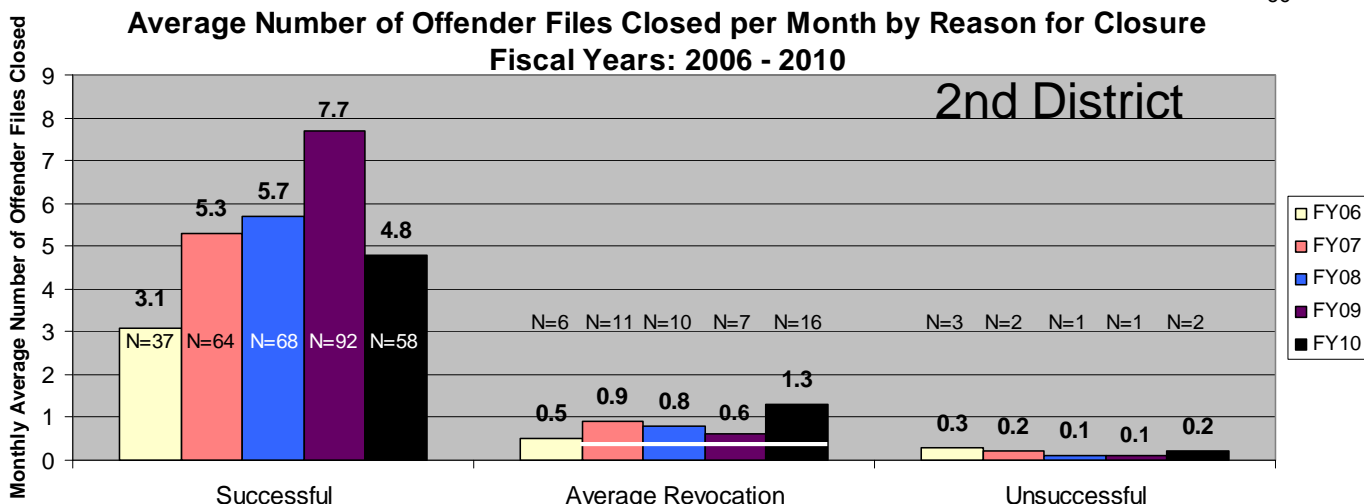
**Percent of Community Corrections Offenders
Termination Reason by Supervision Level
FY 2010**

CC Agency	ISL I						ISL II						ISL III						ISL IV					
	Successful	Revoked-Condition	Revoked-New Felony	Revoked-New Misdemeanor	Revoked - ALL	Unsuccessful	Successful	Revoked-Condition	Revoked-New Felony	Revoked-New Misdemeanor	Revoked - ALL	Unsuccessful	Successful	Revoked-Condition	Revoked-New Felony	Revoked-New Misdemeanor	Revoked - ALL	Unsuccessful	Successful	Revoked-Condition	Revoked-New Felony	Revoked-New Misdemeanor	Revoked - ALL	Unsuccessful
2nd	5.6%	4.2%	1.4%	1.4%	6.9%	0.0%	18.1%	8.3%	2.8%	0.0%	11.1%	1.4%	25.0%	1.4%	0.0%	0.0%	1.4%	0.0%	30.6%	0.0%	0.0%	0.0%	0.0%	0.0%
4th	4.1%	2.5%	4.9%	4.1%	11.5%	10.7%	9.8%	4.9%	0.8%	1.6%	7.4%	3.3%	18.9%	2.5%	0.0%	0.0%	2.5%	2.5%	29.5%	0.0%	0.0%	0.0%	0.0%	0.0%
5th	5.4%	17.4%	1.1%	1.1%	19.6%	4.3%	9.8%	4.3%	2.2%	0.0%	6.5%	3.3%	20.7%	1.1%	0.0%	1.1%	2.2%	5.4%	22.8%	0.0%	0.0%	0.0%	0.0%	0.0%
6th	2.7%	12.2%	0.0%	1.4%	13.5%	2.7%	2.7%	5.4%	4.1%	0.0%	9.5%	4.1%	9.5%	4.1%	5.4%	0.0%	9.5%	2.7%	40.5%	0.0%	1.4%	0.0%	1.4%	1.4%
8th	1.4%	6.5%	1.4%	0.0%	7.9%	2.3%	9.3%	10.2%	1.9%	0.0%	12.1%	7.0%	13.5%	7.9%	2.8%	0.5%	11.2%	3.7%	27.9%	1.9%	0.0%	0.5%	2.3%	1.4%
11th	3.8%	12.5%	6.7%	0.0%	19.2%	3.8%	14.4%	9.6%	1.9%	0.0%	11.5%	0.0%	17.3%	2.9%	0.0%	0.0%	2.9%	0.0%	26.9%	0.0%	0.0%	0.0%	0.0%	0.0%
12th	0.0%	5.4%	0.0%	0.0%	5.4%	0.0%	0.0%	13.5%	5.4%	2.7%	21.6%	5.4%	16.2%	0.0%	5.4%	0.0%	5.4%	0.0%	43.2%	2.7%	0.0%	0.0%	2.7%	0.0%
13th	1.2%	5.9%	1.2%	1.2%	8.3%	1.2%	10.6%	7.1%	0.0%	2.4%	9.4%	2.4%	18.8%	1.2%	0.0%	0.0%	1.2%	3.5%	40.0%	1.2%	1.2%	0.0%	2.4%	1.2%
22nd	4.5%	9.0%	1.5%	0.0%	10.4%	1.5%	4.5%	7.5%	0.0%	0.0%	7.5%	0.0%	29.9%	7.5%	1.5%	0.0%	9.0%	3.0%	28.4%	1.5%	0.0%	0.0%	1.5%	0.0%
24th	4.9%	4.9%	4.9%	4.9%	14.7%	9.8%	7.3%	0.0%	2.4%	0.0%	2.4%	7.3%	24.4%	0.0%	0.0%	0.0%	0.0%	2.4%	26.8%	0.0%	0.0%	0.0%	0.0%	0.0%
25th	0.0%	8.1%	1.6%	0.0%	9.8%	0.8%	4.1%	24.4%	5.7%	0.0%	30.1%	0.8%	17.1%	4.9%	0.0%	0.0%	4.9%	0.8%	31.7%	0.0%	0.0%	0.0%	0.0%	0.0%
28th	0.0%	13.1%	3.4%	2.3%	18.9%	2.3%	8.6%	5.1%	4.0%	0.0%	9.1%	1.7%	22.3%	0.6%	1.7%	0.0%	2.3%	1.1%	33.1%	0.0%	0.6%	0.0%	0.6%	0.0%
31st	4.7%	8.2%	1.2%	2.4%	11.8%	3.5%	9.4%	5.9%	3.5%	0.0%	9.4%	2.4%	24.7%	0.0%	0.0%	0.0%	0.0%	2.4%	29.4%	0.0%	0.0%	0.0%	0.0%	2.4%
AT	0.0%	13.6%	0.0%	0.0%	13.6%	6.8%	6.8%	6.8%	4.5%	4.5%	15.8%	2.3%	15.9%	6.8%	2.3%	0.0%	9.1%	9.1%	20.5%	0.0%	0.0%	0.0%	0.0%	0.0%
CEK	0.0%	12.5%	3.1%	0.0%	15.6%	1.0%	5.2%	7.3%	0.0%	0.0%	7.3%	6.3%	24.0%	2.1%	1.0%	0.0%	3.1%	3.1%	34.4%	0.0%	0.0%	0.0%	0.0%	0.0%
CB	1.0%	3.9%	3.9%	1.0%	8.8%	2.9%	3.9%	2.9%	5.8%	0.0%	8.7%	7.8%	11.7%	1.9%	3.9%	0.0%	5.8%	6.8%	40.8%	0.0%	0.0%	0.0%	0.0%	1.9%
CL	2.1%	5.3%	0.0%	2.1%	7.4%	6.4%	6.4%	16.0%	2.1%	0.0%	18.1%	6.4%	11.7%	3.2%	1.1%	2.1%	6.4%	4.3%	27.7%	0.0%	0.0%	0.0%	0.0%	3.2%
DG	4.6%	3.7%	3.7%	6.4%	13.8%	1.8%	9.2%	3.7%	3.7%	0.9%	8.3%	0.9%	13.8%	0.9%	3.7%	0.9%	5.5%	0.9%	39.4%	1.8%	0.0%	0.0%	1.8%	0.0%
HVMP	1.6%	8.2%	1.6%	0.0%	9.8%	1.6%	5.7%	8.2%	4.1%	1.6%	13.9%	5.7%	23.8%	6.6%	0.0%	0.8%	7.4%	2.5%	25.4%	0.0%	0.0%	0.8%	0.8%	1.6%
JO	0.9%	5.5%	2.1%	1.6%	9.2%	1.2%	5.8%	10.6%	2.5%	2.1%	15.2%	3.0%	20.8%	4.6%	1.8%	0.2%	6.7%	3.5%	31.4%	0.7%	0.5%	0.0%	1.2%	1.2%
LV	0.0%	9.6%	0.0%	3.8%	13.5%	7.7%	5.8%	5.8%	1.9%	1.9%	9.6%	11.5%	9.6%	3.8%	0.0%	0.0%	3.8%	3.8%	28.8%	0.0%	0.0%	0.0%	0.0%	5.8%
MG	2.5%	7.5%	1.3%	1.3%	10.1%	3.8%	18.8%	5.0%	5.0%	0.0%	10.0%	1.3%	20.0%	2.5%	1.3%	1.3%	5.0%	0.0%	28.8%	0.0%	0.0%	0.0%	0.0%	0.0%
NWK	3.1%	10.3%	1.0%	1.0%	12.4%	3.1%	13.4%	2.1%	2.1%	0.0%	4.1%	3.1%	12.4%	1.0%	0.0%	0.0%	1.0%	1.0%	45.4%	0.0%	0.0%	0.0%	0.0%	1.0%
RN	2.5%	8.5%	0.0%	1.7%	10.2%	5.9%	11.0%	4.2%	2.5%	0.8%	7.6%	5.1%	15.3%	3.4%	0.0%	0.0%	3.4%	6.8%	32.2%	0.0%	0.0%	0.0%	0.0%	0.0%
RL	5.0%	17.1%	2.9%	0.7%	20.7%	5.7%	9.3%	7.9%	0.7%	0.7%	9.3%	3.6%	19.3%	2.1%	0.0%	0.0%	2.1%	1.4%	21.4%	0.7%	0.0%	0.0%	0.7%	1.4%
SFT	0.0%	7.2%	3.6%	0.0%	10.8%	3.6%	1.8%	3.6%	1.8%	1.8%	7.2%	6.3%	14.4%	1.8%	1.8%	0.9%	4.5%	8.1%	39.6%	0.0%	0.0%	0.0%	0.0%	3.6%
SG	0.8%	18.1%	6.3%	2.3%	26.8%	0.1%	4.8%	13.9%	5.2%	1.8%	21.0%	0.6%	14.7%	4.3%	1.5%	0.5%	6.3%	0.2%	23.2%	0.9%	0.3%	0.4%	1.6%	0.1%
SN	12.4%	8.9%	0.4%	1.2%	10.4%	1.5%	23.6%	3.1%	0.4%	0.4%	3.9%	1.9%	23.2%	1.2%	0.0%	0.4%	1.5%	0.0%	21.6%	0.0%	0.0%	0.0%	0.0%	0.0%
SCK	0.0%	0.0%	1.9%	0.0%	1.9%	1.9%	5.8%	9.6%	1.9%	0.0%	11.5%	5.8%	9.6%	1.9%	0.0%	0.0%	1.9%	0.0%	59.6%	0.0%	0.0%	0.0%	0.0%	1.9%
SU	0.0%	15.6%	0.0%	0.0%	15.6%	3.1%	0.0%	6.3%	0.0%	0.0%	6.3%	3.1%	12.5%	6.3%	3.1%	0.0%	9.4%	6.3%	43.8%	0.0%	0.0%	0.0%	0.0%	0.0%
UG	1.7%	5.7%	2.1%	0.2%	8.0%	0.5%	7.5%	8.0%	4.7%	0.7%	13.4%	3.5%	20.0%	5.4%	3.8%	0.0%	9.2%	3.5%	29.7%	1.4%	0.7%	0.0%	2.1%	0.7%
STATE	2.3%	10.3%	3.0%	1.5%	14.8%	2.2%	8.0%	9.0%	3.3%	1.0%	13.3%	2.9%	17.7%	3.6%	1.5%	0.3%	5.4%	2.3%	29.4%	0.6%	0.2%	0.1%	1.0%	0.7%

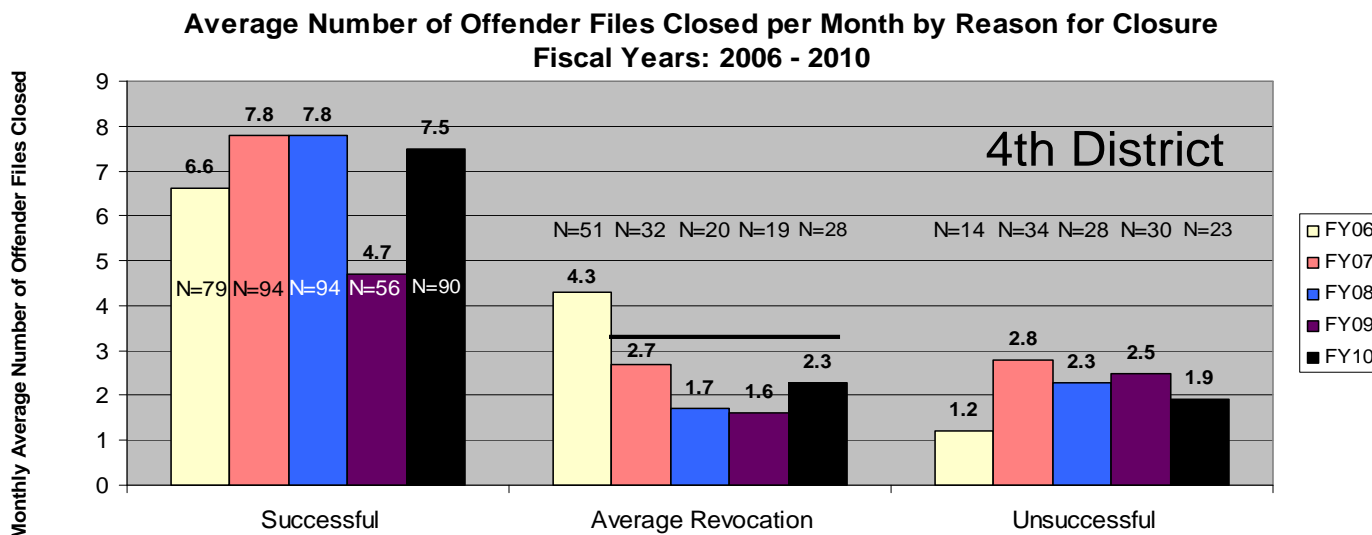
*Percentages do not include Deaths

SECTION V: Average Number of Offender Files Closed per Month by Reason for Closure for Fiscal Years 2006 - 2010

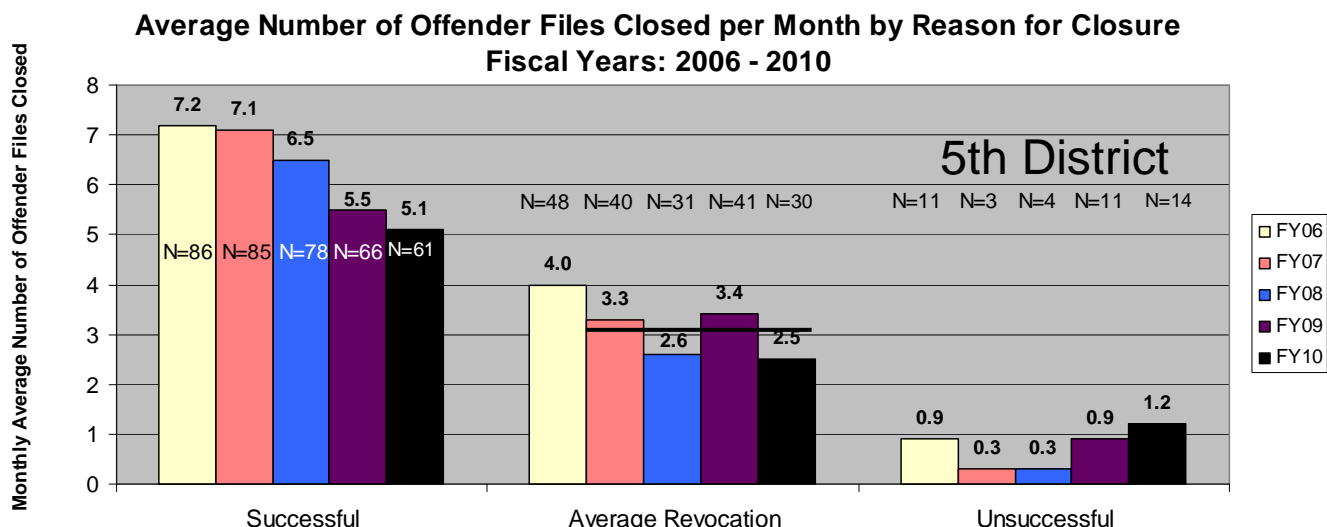
Data in section five shows the average number of offender files closed per month which is represented by the black numbers above each bar for the last five fiscal years (pgs. 56-66). Please note that all revocations are lumped together. There is no "Other" category. The "N=" shows the total number of successful completions, revocations, and unsuccessfuls. The categories of "Death" and "Not Sentenced to Community Corrections" are not included in these graphs. The "N=" numbers match the numbers from Section I in this report. In the bottom of each chart there is some text, please note that the number in bold is where the 20% reduction would lie. A black bar is drawn across the revocations sections; this indicates where the 20% reduction is. Any bar that falls at or beneath that line has met the 20% revocation reduction. There are three agencies listed on each page. Scaling is unique to each agency. Information pulled from the Court Case Sentencing Activity Report on 7/9/10 at 7:49:11AM.



*The line across the Average Revocation closure reason represents where the 20% reduction lies. Any bar that falls at or beneath this line means the agency met the 20% targeted revocation reduction goal when compared to FY06 numbers. (20% Reduction=0.4) Numbers are pulled from the Court Case Sentencing Activity Report from TOADS.

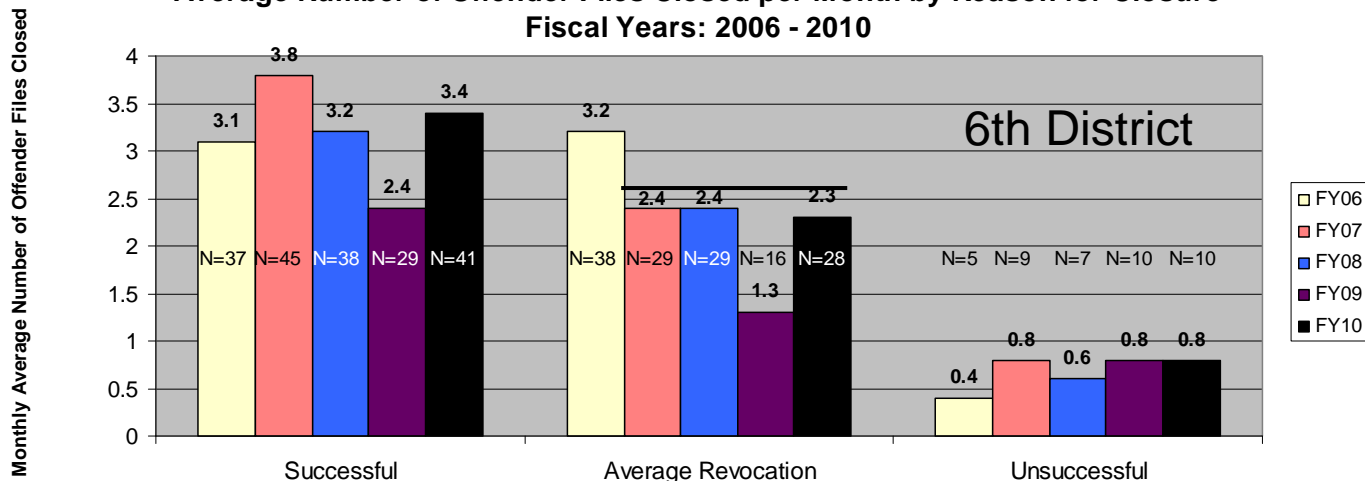


*The line across the Average Revocation closure reason represents where the 20% reduction lies. Any bar that falls at or beneath this line means the agency met the 20% targeted reduction when compared to FY06 numbers. (20% Reduction= 3.4) Numbers are pulled from the Court Case Sentencing Activity Report from TOADS.



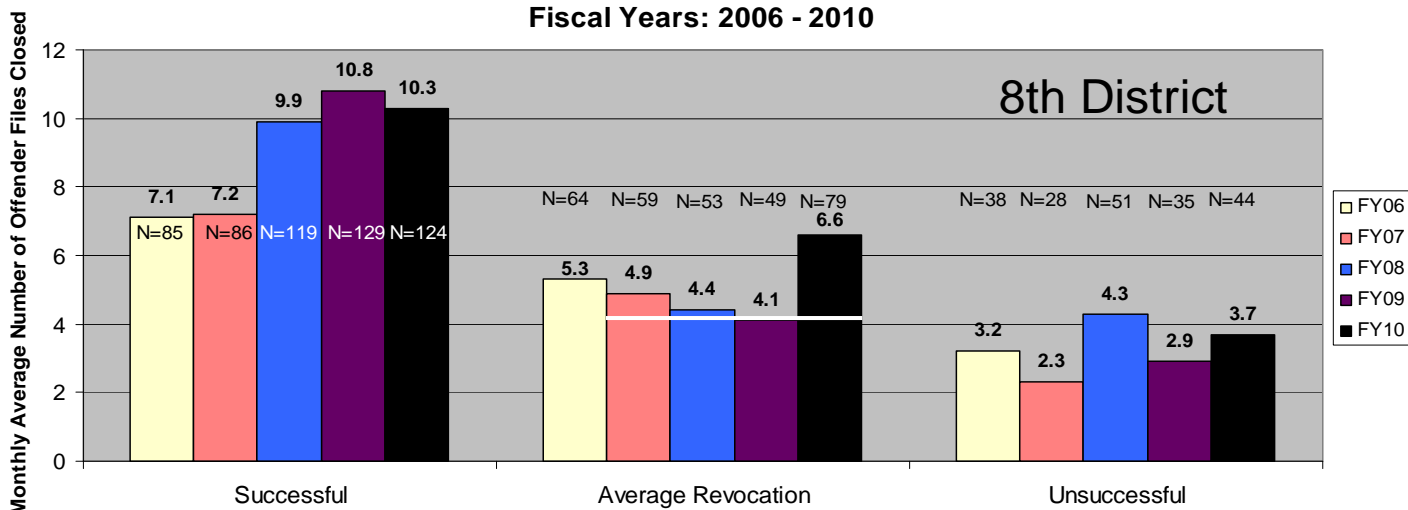
*The line across the Average Revocation closure reason represents where the 20% reduction lies. Any bar that falls at or beneath this line means the agency met the 20% targeted revocation reduction goal when compared to FY06 numbers. (20% Reduction= 3.2) Numbers are pulled from the Court Case Sentencing Activity Report from TOADS.

Average Number of Offender Files Closed per Month by Reason for Closure Fiscal Years: 2006 - 2010



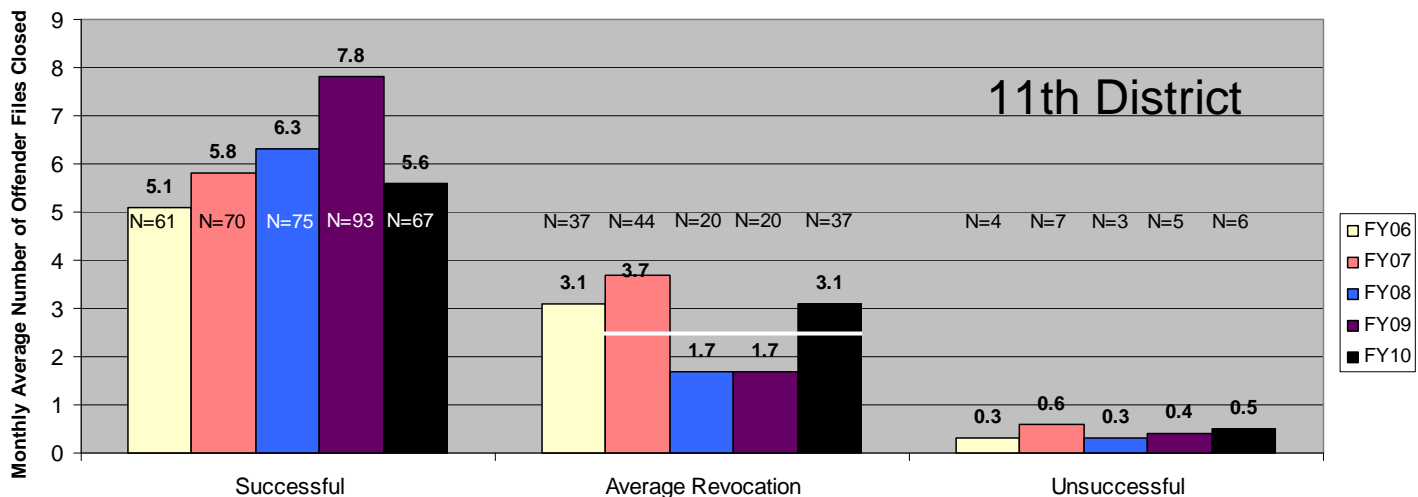
*The line across the Average Revocation closure reason represents where the 20% reduction lies. Any bar that falls at or beneath this line means the agency met the 20% targeted revocation reduction goal when compared to FY06 numbers. (20% Reduction=2.6) Numbers are pulled from the Court Case Sentencing Activity Report from TOADS.

Average Number of Offender Files Closed per Month by Reason for Closure Fiscal Years: 2006 - 2010



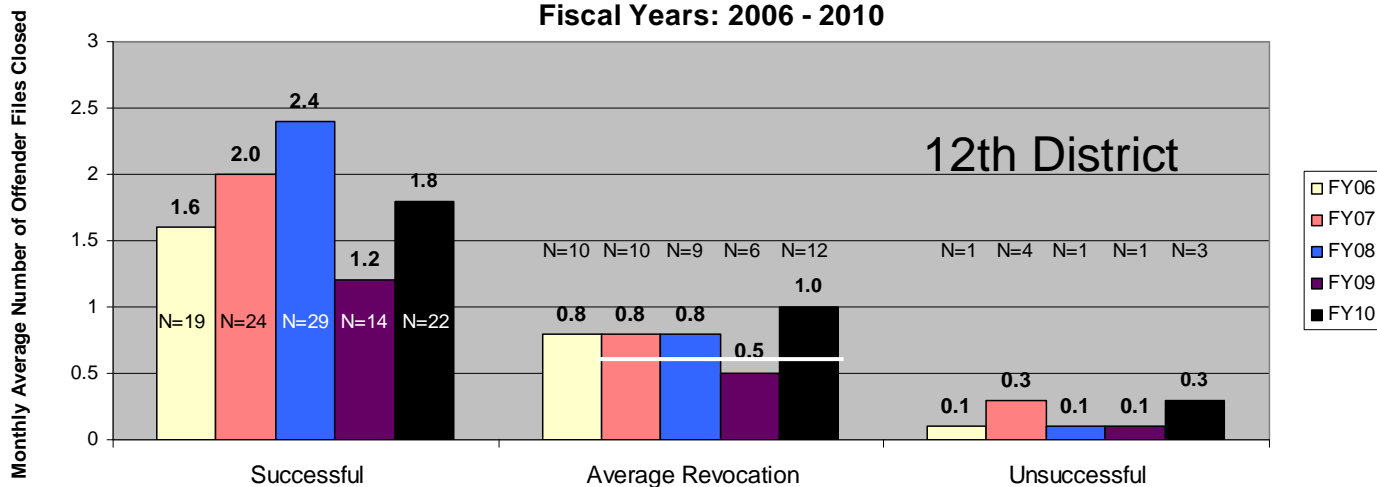
*The line across the Average Revocation closure reason represents where the 20% reduction lies. Any bar that falls at or beneath this line means the agency met the 20% targeted reduction goal when compared to FY06 numbers. (20% Reduction=4.2) Numbers are pulled from the Court Case Sentencing Activity Report from TOADS.

Average Number of Offender Files Closed per Month by Reason for Closure Fiscal Years: 2006 - 2010



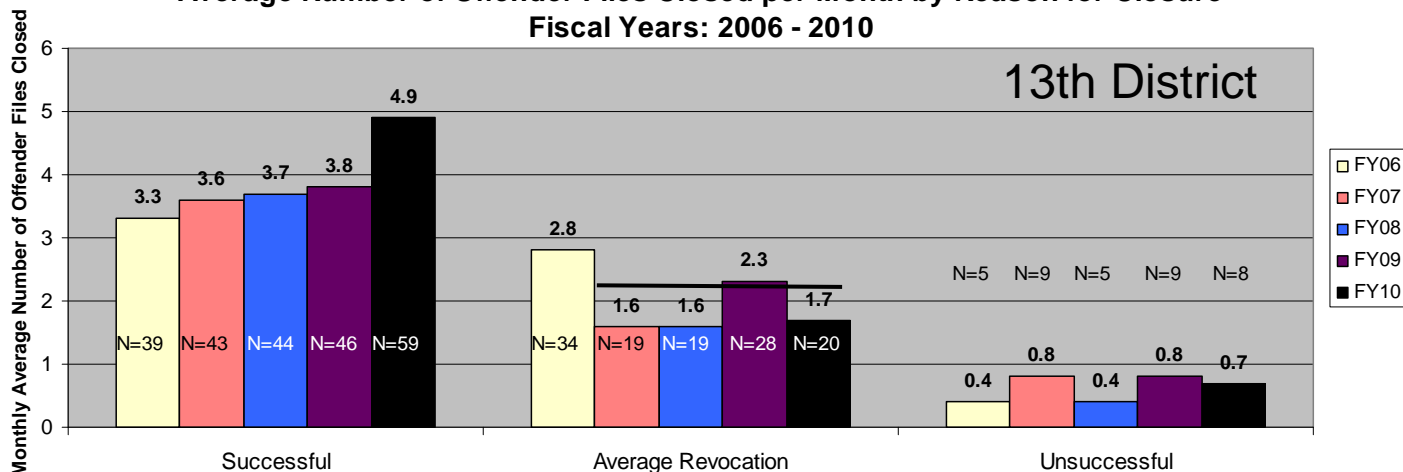
*The line across the Average Revocation closure reason represents where the 20% reduction lies. Any bar that falls at or beneath this line means the agency met the 20% targeted revocation reduction goal when compared to FY06 numbers. (20% Reduction=2.5) Numbers are pulled from the Court Case Sentencing Activity Report from TOADS.

Average Number of Offender Files Closed per Month by Reason for Closure Fiscal Years: 2006 - 2010



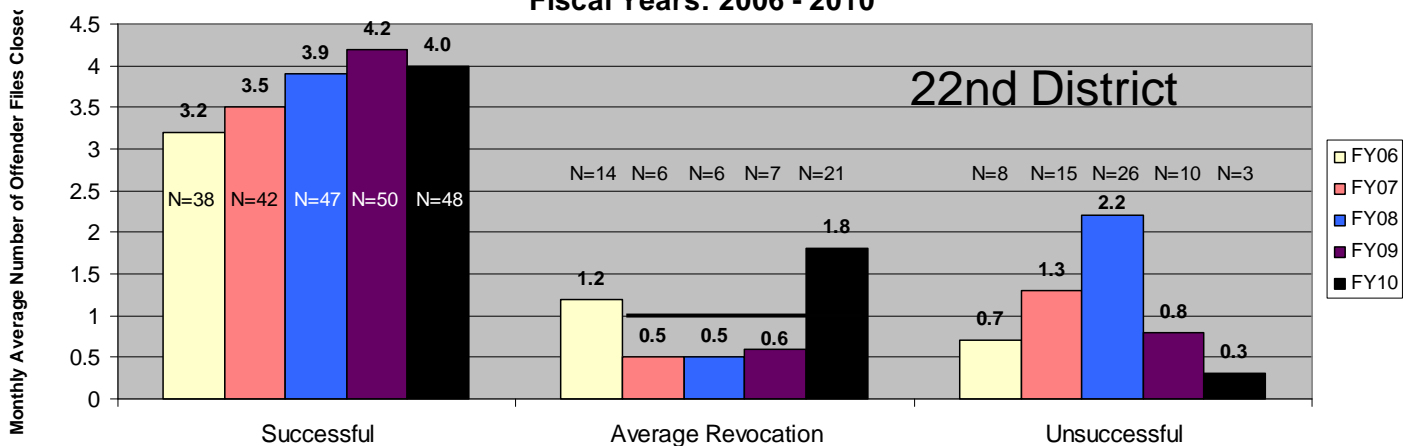
*The line across the Average Revocation closure reason represents where the 20% reduction lies. Any bar that falls at or beneath this line means the agency met the 20% targeted revocation reduction goal when compared to FY06 numbers. (20% Reduction= 0.6) Numbers are pulled from the Court Case Sentencing Activity Report from TOADS.

Average Number of Offender Files Closed per Month by Reason for Closure Fiscal Years: 2006 - 2010



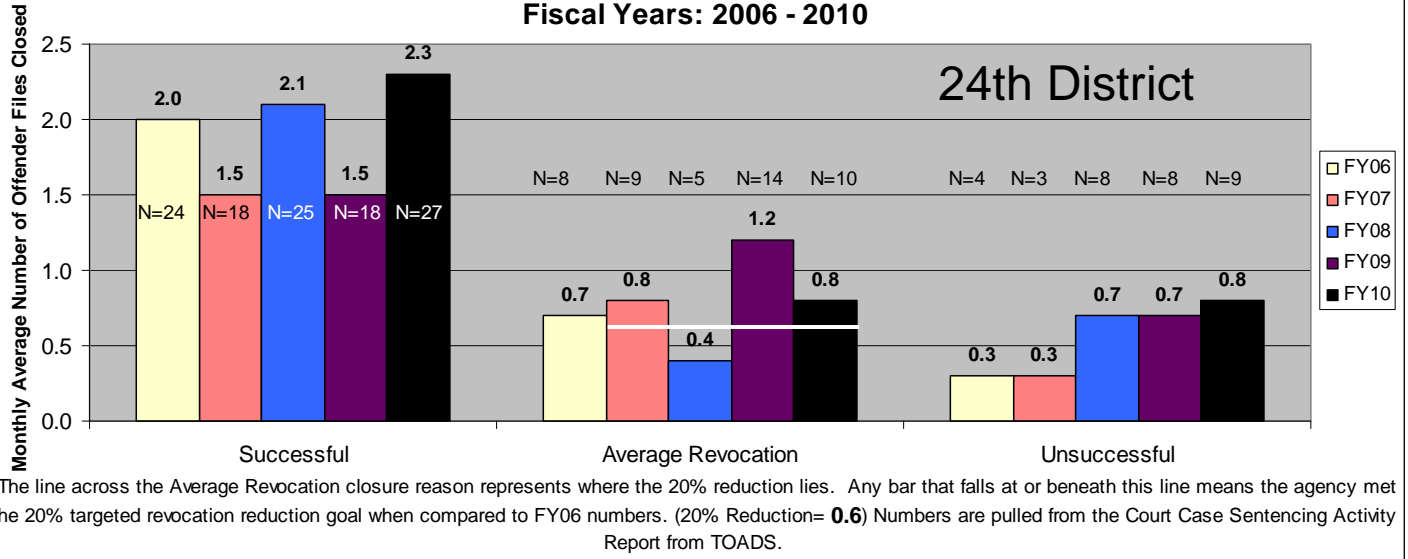
*The line across the Average Revocation closure reason represents where the 20% reduction lies. Any bar that falls at or beneath this line means the agency met the 20% targeted revocation reduction goal when compared to FY06 numbers. (20% Reduction= 2.2) Numbers are pulled from the Court Case Sentencing Activity Report from TOADS.

Average Number of Offender Files Closed per Month by Reason for Closure Fiscal Years: 2006 - 2010

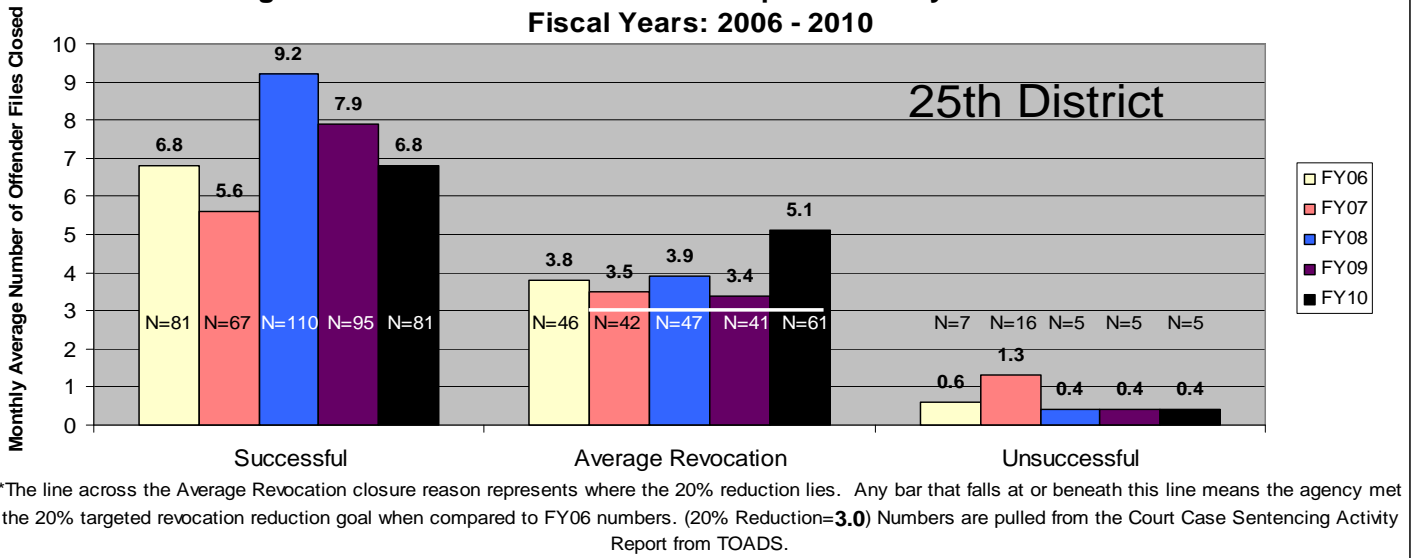


*The line across the Average Revocation closure reason represents where the 20% reduction lies. Any bar that falls at or beneath this line means the agency met the 20% targeted revocation reduction goal when compared to FY06 numbers. (20% Reduction= 1.0). Numbers are pulled from the Court Case Sentencing Activity Report from TOADS.

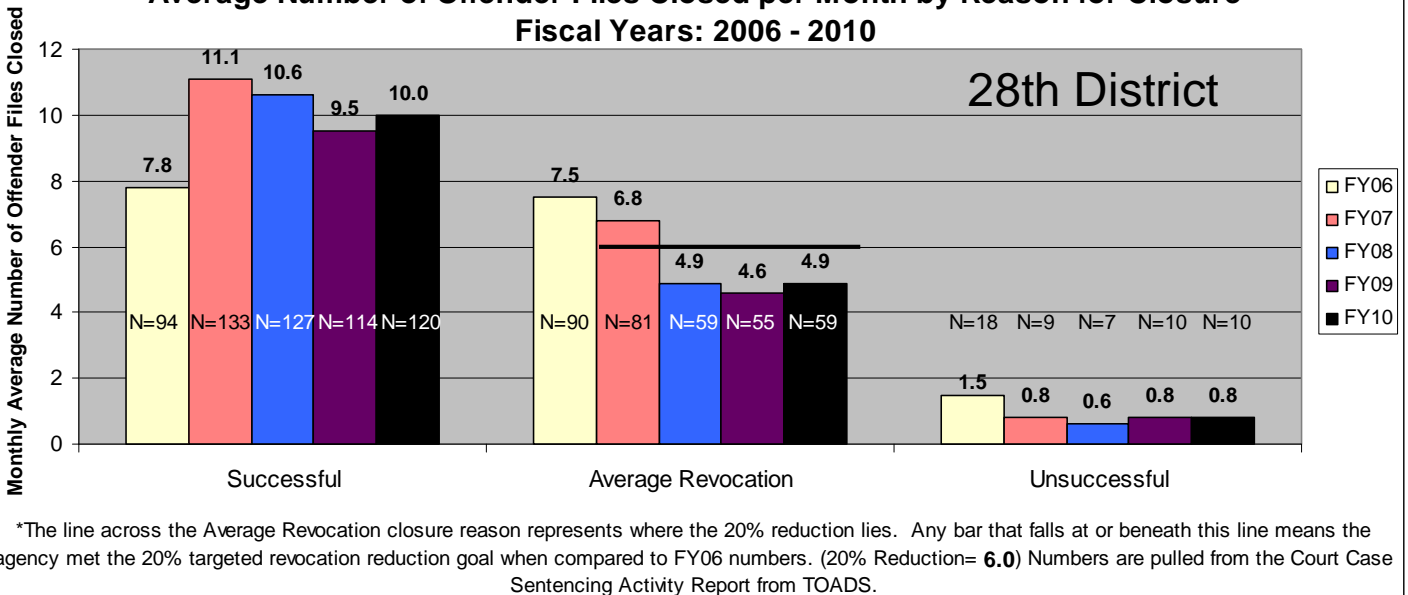
**Average Number of Offender Files Closed per Month by Reason for Closure
Fiscal Years: 2006 - 2010**



**Average Number of Offender Files Closed per Month by Reason for Closure
Fiscal Years: 2006 - 2010**

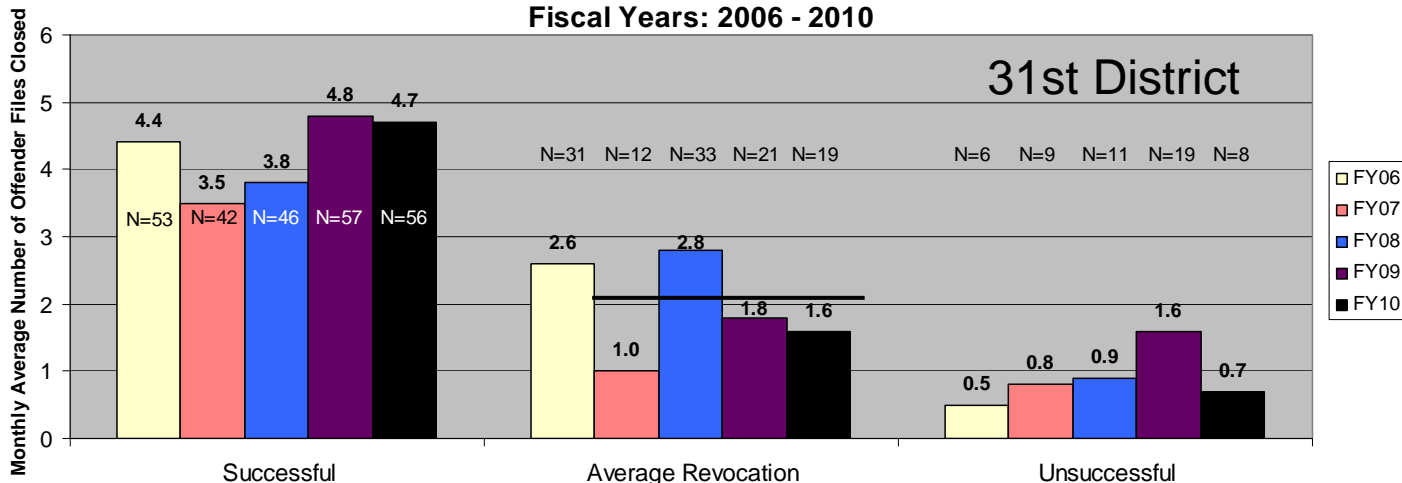


**Average Number of Offender Files Closed per Month by Reason for Closure
Fiscal Years: 2006 - 2010**



Average Number of Offender Files Closed per Month by Reason for Closure Fiscal Years: 2006 - 2010

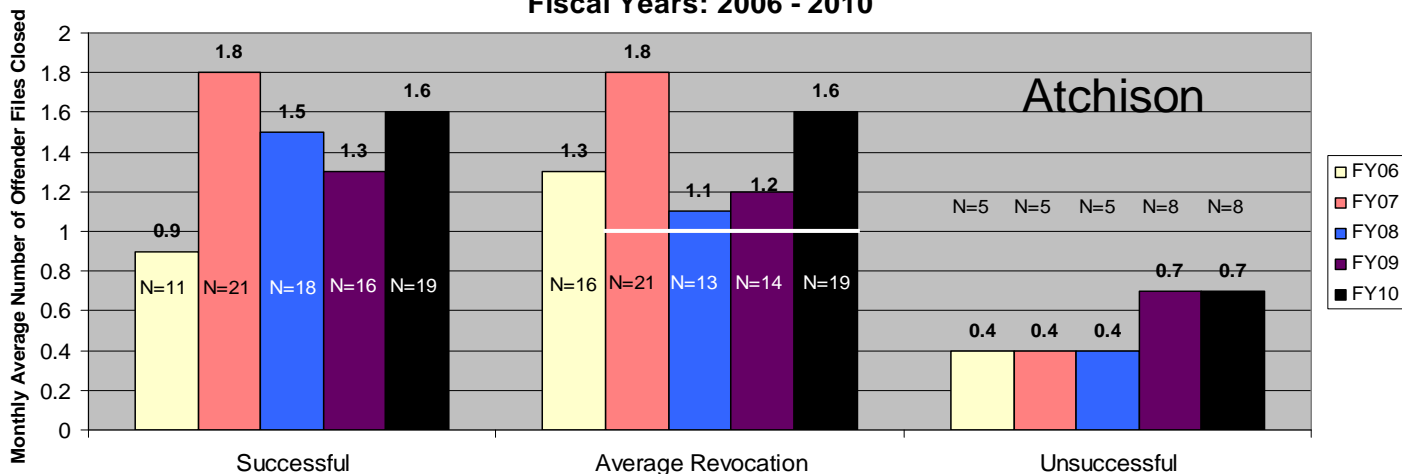
31st District



*The line across the Average Revocation closure reason represents where the 20% reduction lies. Any bar that falls at or beneath this line means the agency met the 20% targeted revocation reduction goal when compared to FY06 numbers. (20% Reduction= 2.1) Numbers are pulled from the Court Case Sentencing Activity Report from TOADS.

Average Number of Offender Files Closed per Month by Reason for Closure Fiscal Years: 2006 - 2010

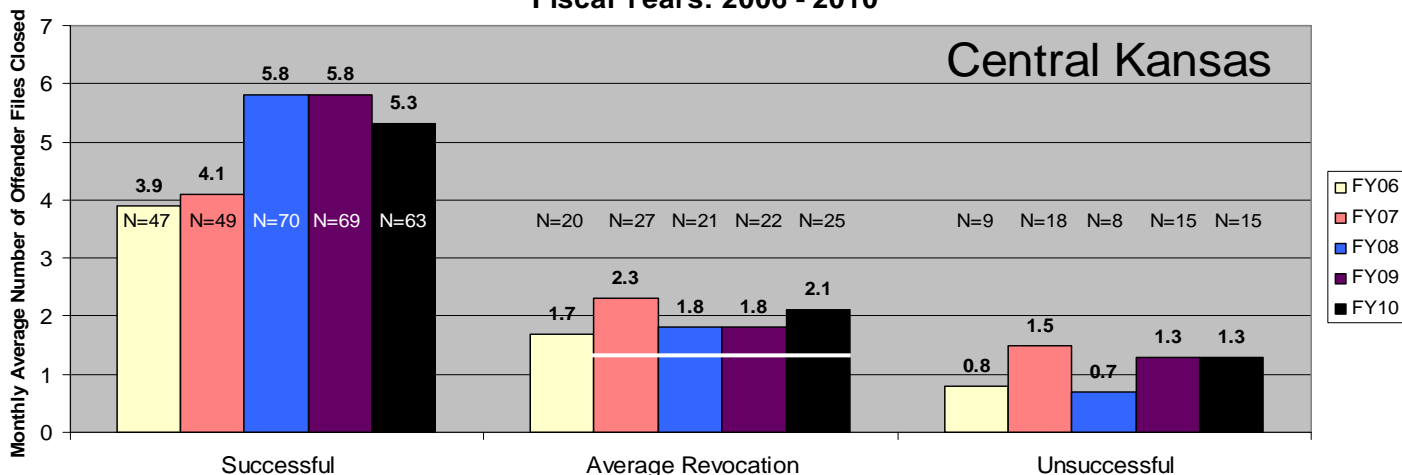
Atchison



*The line across the Average Revocation closure reason represents where the 20% reduction lies. Any bar that falls at or beneath this line means the agency met the 20% targeted revocation reduction goal when compared to FY06 numbers. (20% Reduction= 1.0) Numbers are pulled from the Court Case Sentencing Activity Report from TOADS.

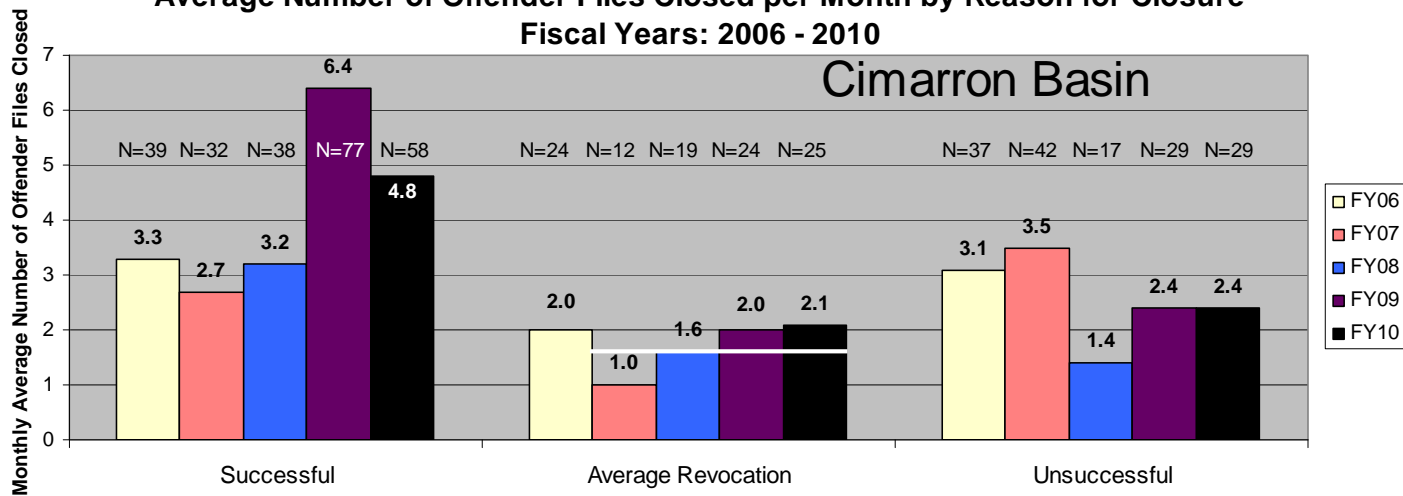
Average Number of Offender Files Closed per Month by Reason for Closure Fiscal Years: 2006 - 2010

Central Kansas



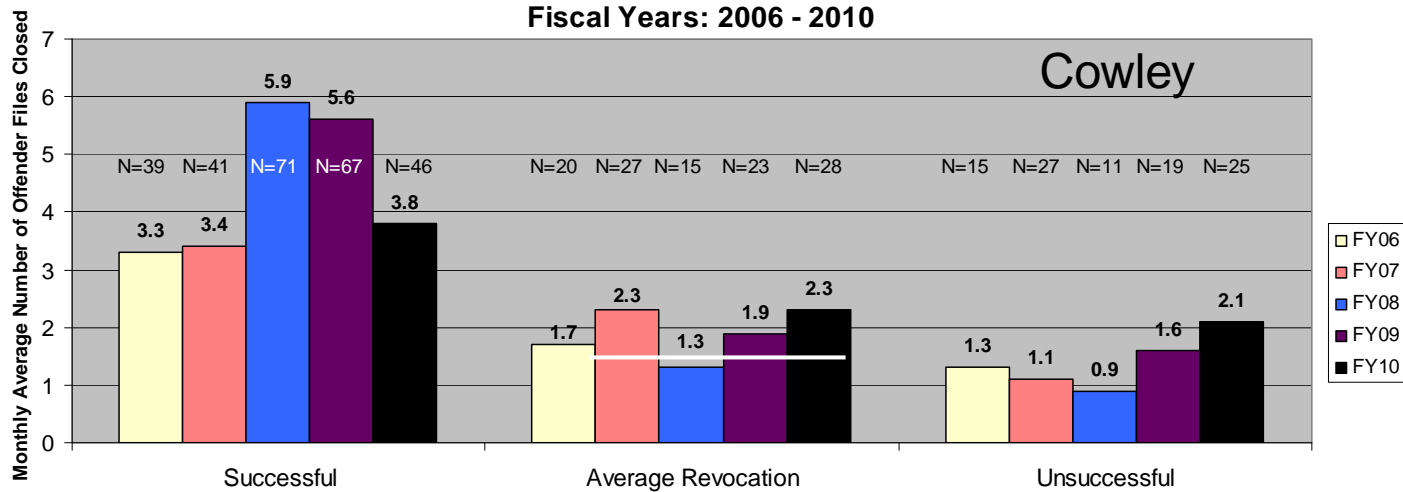
*The line across the Average Revocation closure reason represents where the 20% reduction lies. Any bar that falls at or beneath this line means the agency met the 20% targeted revocation reduction goal when compared to FY06 numbers. (20% Reduction= 1.4) Numbers are pulled from the Court Case Sentencing Activity Report from TOADS.

Average Number of Offender Files Closed per Month by Reason for Closure Fiscal Years: 2006 - 2010



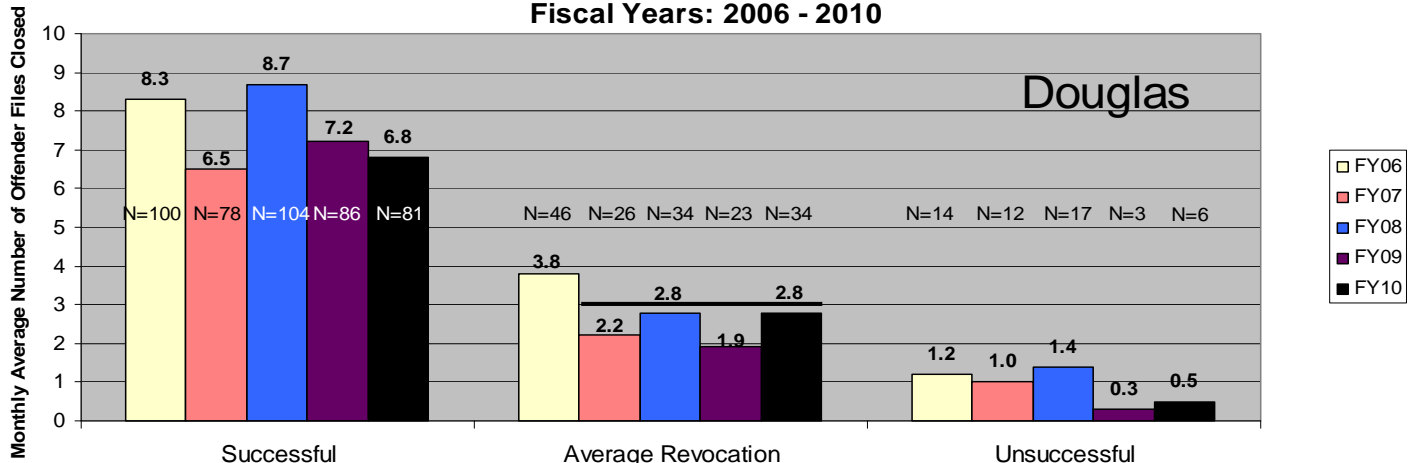
*The line across the Average Revocation closure reason represents where the 20% reduction lies. Any bar that falls at or beneath this line means the agency met the 20% targeted revocation reduction goal when compared to FY06 numbers. (20% Reduction= 1.6) Numbers are pulled from the Court Case Sentencing Activity Report from TOADS.

Average Number of Offender Files Closed per Month by Reason for Closure Fiscal Years: 2006 - 2010

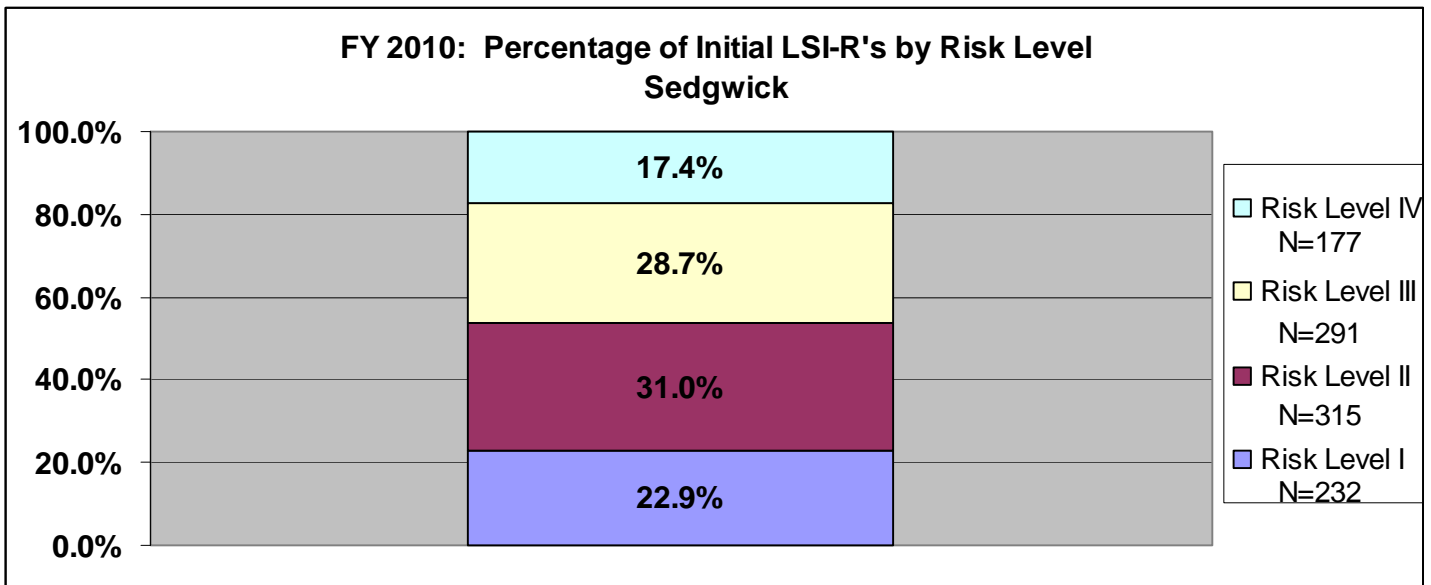
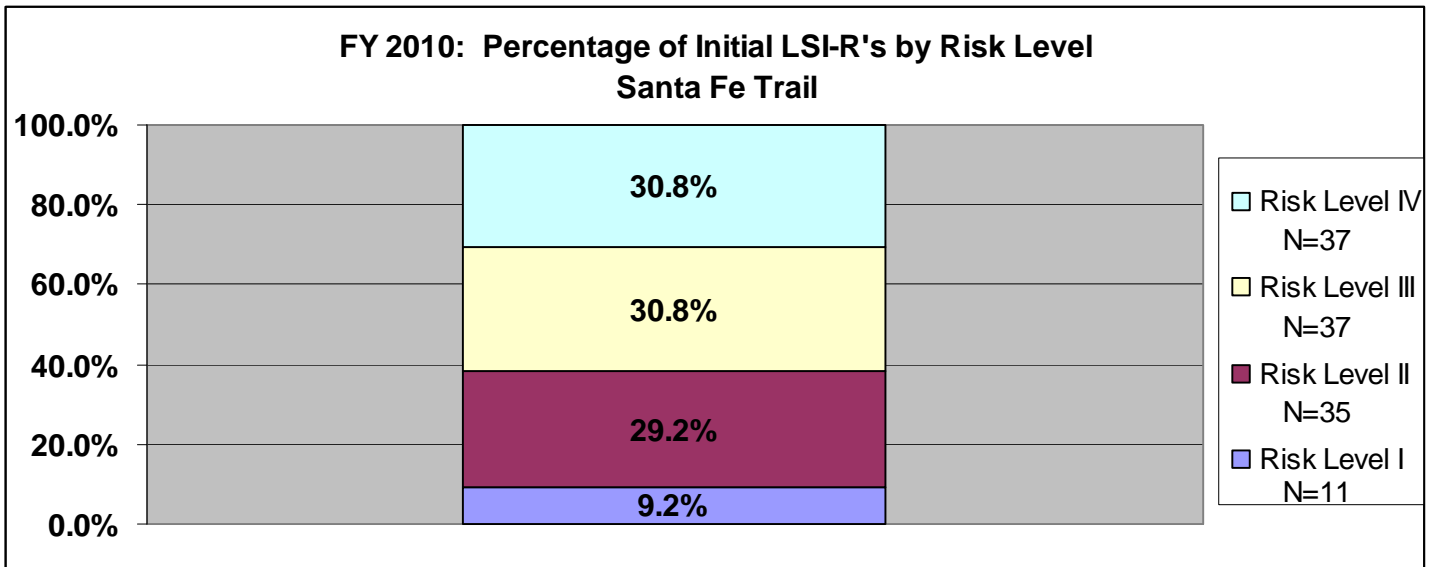
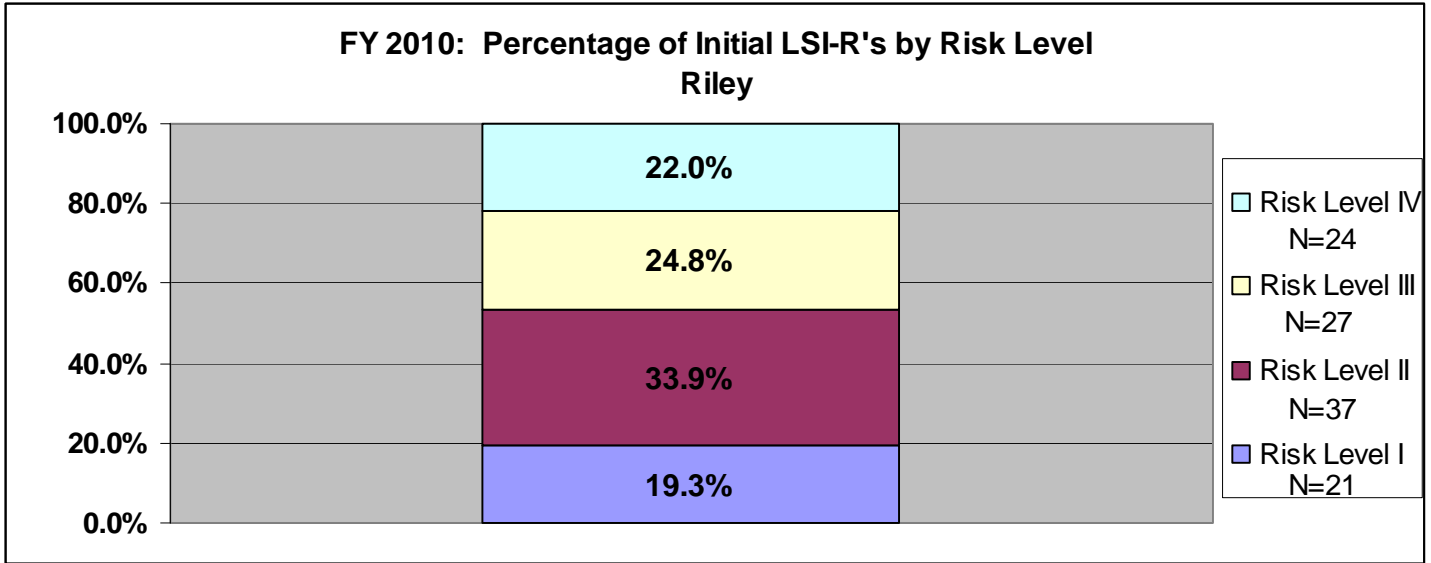


*The line across the Average Revocation closure reason represents where the 20% reduction lies. Any bar that falls at or beneath this line means the agency met the 20% targeted revocation reduction goal when compared to FY06 numbers. (20% Reduction= 1.4) Numbers are pulled from the Court Case Sentencing Activity Report from TOADS.

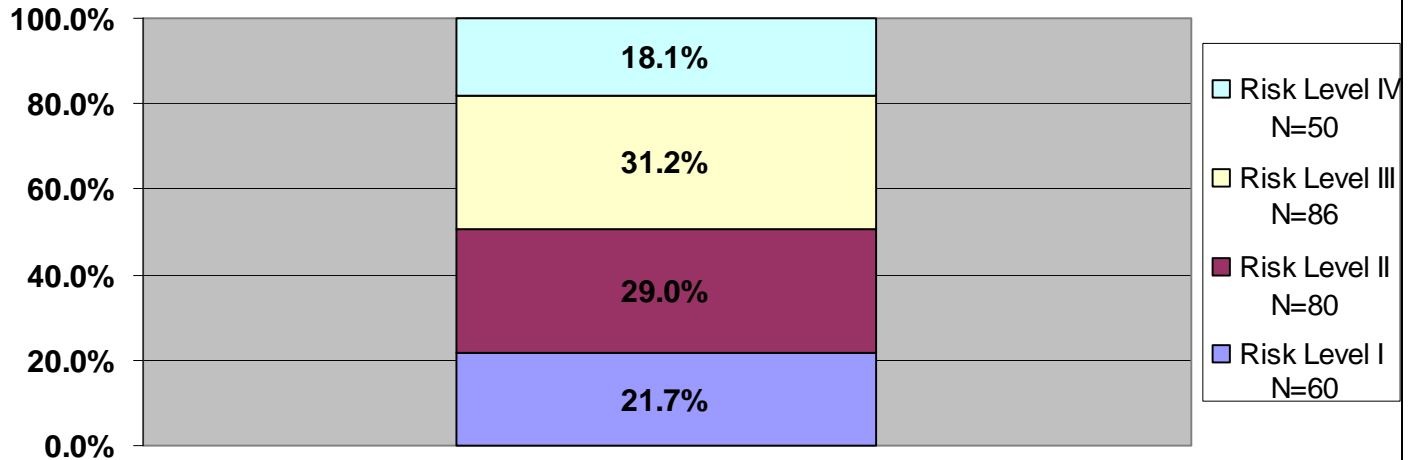
Average Number of Offender Files Closed per Month by Reason for Closure Fiscal Years: 2006 - 2010



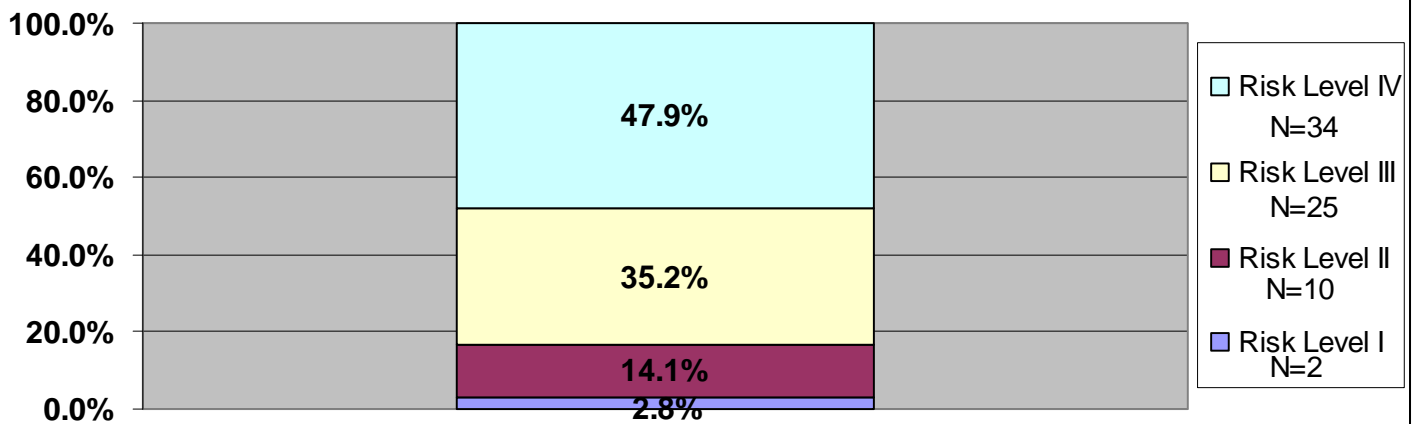
*The line across the Average Revocation closure reason represents where the 20% reduction lies. Any bar that falls at or beneath this line means the agency met the 20% targeted revocation reduction goal when compared to FY06 numbers. (20% Reduction= 3.0) Numbers are pulled from the Court Case Sentencing Activity Report from TOADS.



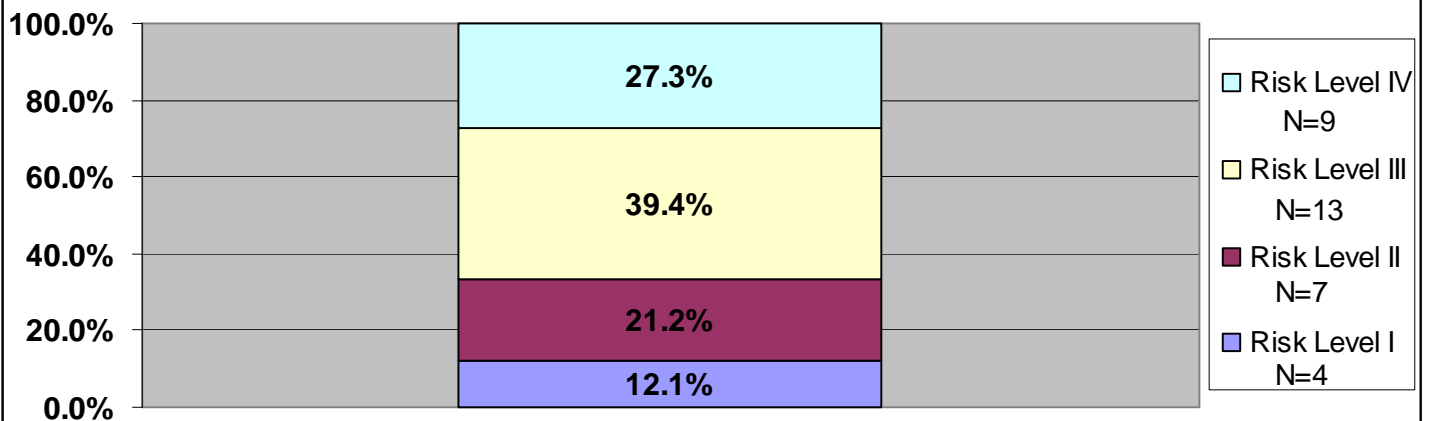
**FY 2010: Percentage of Initial LSI-R's by Risk Level
Shawnee**

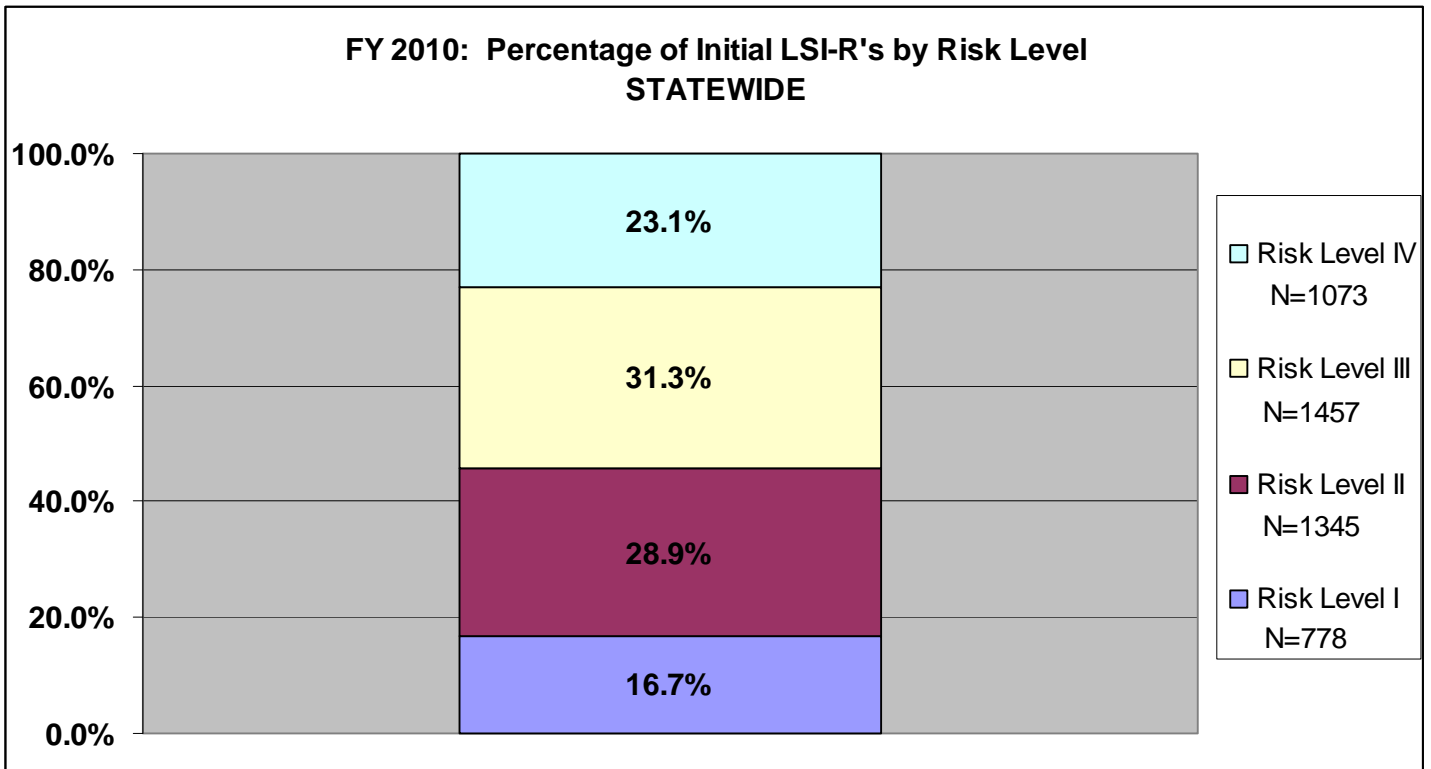
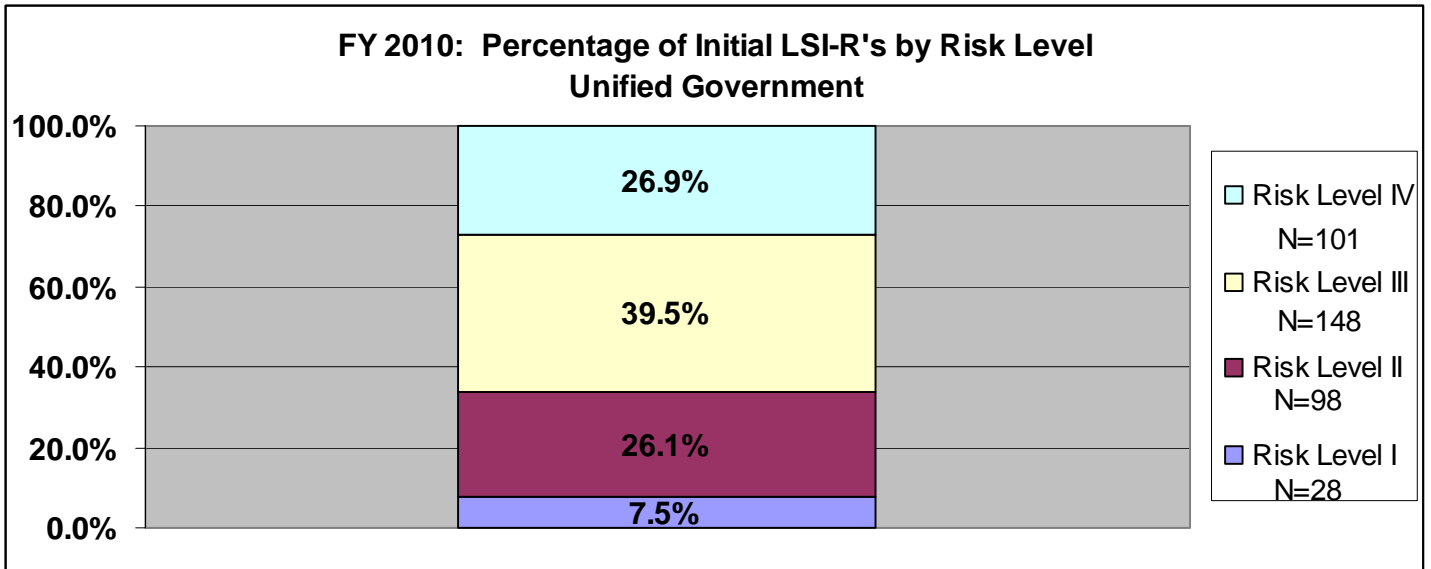


**FY 2010: Percentage of Initial LSI-R's by Risk Level
South Central Kansas**



**FY 2010: Percentage of Initial LSI-R's by Risk Level
Sumner**





SECTION VII: FY2010 LSI-R Data

The last section (pgs. 80-271) contains discharge LSI-R data for offenders whose supervision was terminated during fiscal year 2010. The data is listed by agency, and statewide, and provides the number and percentage of offenders who scored Very Low, Low, Moderate, High, and Very High by LSI-R domain for each termination reason. This does not lump revocations together. Please note that offenders who were Not Sentenced to Community Corrections were not included in this data.

Term Rsn * FINANCIAL

			FINANCIAL			
			VERY LOW	MODERATE	VERY HIGH	Total
Term Rsn	REVOKED - CONDITION	Count	1	8	3	12
		% within Term Rsn	8.3%	66.7%	25.0%	100.0%
	REVOKED - NEW FELONY	Count	0	3	4	7
		% within Term Rsn	.0%	42.9%	57.1%	100.0%
	REVOKED - NEW MISDEMEANOR	Count	0	7	0	7
		% within Term Rsn	.0%	100.0%	.0%	100.0%
	SUCCESSFUL	Count	33	26	17	76
		% within Term Rsn	43.4%	34.2%	22.4%	100.0%
	UNSUCCESSFUL - CLOSED BY COURT	Count	1	10	6	17
		% within Term Rsn	5.9%	58.8%	35.3%	100.0%
	UNSUCCESSFUL - REMANDED TO JAIL	Count	1	1	1	3
		% within Term Rsn	33.3%	33.3%	33.3%	100.0%
Total		Count	36	55	31	122
		% within Term Rsn	29.5%	45.1%	25.4%	100.0%

Term Rsn * FAMILY / MARITAL

			FAMILY / MARITAL					
			VERY LOW	LOW	MODERATE	HIGH	VERY HIGH	Total
Term Rsn	REVOKED - CONDITION	Count	0	3	6	0	3	12
		% within Term Rsn	.0%	25.0%	50.0%	.0%	25.0%	100.0%
	REVOKED - NEW FELONY	Count	0	1	3	2	1	7
		% within Term Rsn	.0%	14.3%	42.9%	28.6%	14.3%	100.0%
	REVOKED - NEW MISDEMEANOR	Count	0	0	2	0	5	7
		% within Term Rsn	.0%	.0%	28.6%	.0%	71.4%	100.0%
	SUCCESSFUL	Count	10	27	27	8	4	76
		% within Term Rsn	13.2%	35.5%	35.5%	10.5%	5.3%	100.0%
	UNSUCCESSFUL - CLOSED BY COURT	Count	0	2	5	7	3	17
		% within Term Rsn	.0%	11.8%	29.4%	41.2%	17.6%	100.0%
	UNSUCCESSFUL - REMANDED TO JAIL	Count	1	0	0	1	1	3
		% within Term Rsn	33.3%	.0%	.0%	33.3%	33.3%	100.0%
Total		Count	11	33	43	18	17	122
		% within Term Rsn	9.0%	27.0%	35.2%	14.8%	13.9%	100.0%

Term Rsn * ACCOMMODATION

			ACCOMMODATION				
			VERY LOW	LOW	HIGH	VERY HIGH	Total
Term Rsn	REVOKED - CONDITION	Count	5	4	2	1	12
		% within Term Rsn	41.7%	33.3%	16.7%	8.3%	100.0%
	REVOKED - NEW FELONY	Count	2	2	2	1	7
		% within Term Rsn	28.6%	28.6%	28.6%	14.3%	100.0%
	REVOKED - NEW MISDEMEANOR	Count	2	3	1	1	7
		% within Term Rsn	28.6%	42.9%	14.3%	14.3%	100.0%
	SUCCESSFUL	Count	55	15	5	1	76
		% within Term Rsn	72.4%	19.7%	6.6%	1.3%	100.0%
	UNSUCCESSFUL - CLOSED BY COURT	Count	7	7	2	1	17
		% within Term Rsn	41.2%	41.2%	11.8%	5.9%	100.0%
	UNSUCCESSFUL - REMANDED TO JAIL	Count	1	0	1	1	3
		% within Term Rsn	33.3%	.0%	33.3%	33.3%	100.0%
Total		Count	72	31	13	6	122
		% within Term Rsn	59.0%	25.4%	10.7%	4.9%	100.0%

Term Rsn * LEISURE / RECREATION

			LEISURE / RECREATION			
			VERY LOW	MODERATE	VERY HIGH	Total
Term Rsn	REVOKED - CONDITION	Count	0	2	10	12
		% within Term Rsn	.0%	16.7%	83.3%	100.0%
	REVOKED - NEW FELONY	Count	0	0	7	7
		% within Term Rsn	.0%	.0%	100.0%	100.0%
	REVOKED - NEW MISDEMEANOR	Count	0	1	6	7
		% within Term Rsn	.0%	14.3%	85.7%	100.0%
	SUCCESSFUL	Count	14	34	28	76
		% within Term Rsn	18.4%	44.7%	36.8%	100.0%
	UNSUCCESSFUL - CLOSED BY COURT	Count	2	5	10	17
		% within Term Rsn	11.8%	29.4%	58.8%	100.0%
	UNSUCCESSFUL - REMANDED TO JAIL	Count	0	0	3	3
		% within Term Rsn	.0%	.0%	100.0%	100.0%
Total		Count	16	42	64	122
		% within Term Rsn	13.1%	34.4%	52.5%	100.0%

Term Rsn * COMPANIONS

			COMPANIONS				
			VERY LOW	LOW	MODERATE	VERY HIGH	Total
Term Rsn	REVOKED - CONDITION	Count	1	2	3	6	12
		% within Term Rsn	8.3%	16.7%	25.0%	50.0%	100.0%
	REVOKED - NEW FELONY	Count	0	0	2	5	7
		% within Term Rsn	.0%	.0%	28.6%	71.4%	100.0%
	REVOKED - NEW MISDEMEANOR	Count	0	1	1	5	7
		% within Term Rsn	.0%	14.3%	14.3%	71.4%	100.0%
	SUCCESSFUL	Count	24	17	25	10	76
		% within Term Rsn	31.6%	22.4%	32.9%	13.2%	100.0%
	UNSUCCESSFUL - CLOSED BY COURT	Count	0	0	3	14	17
		% within Term Rsn	.0%	.0%	17.6%	82.4%	100.0%
	UNSUCCESSFUL - REMANDED TO JAIL	Count	0	0	1	2	3
		% within Term Rsn	.0%	.0%	33.3%	66.7%	100.0%
Total		Count	25	20	35	42	122
		% within Term Rsn	20.5%	16.4%	28.7%	34.4%	100.0%

Term Rsn * ALCOHOL / DRUG PROBLEM

			ALCOHOL / DRUG PROBLEM					
			VERY LOW	LOW	MODERATE	HIGH	VERY HIGH	Total
Term Rsn	REVOKED - CONDITION	Count	0	5	3	4	0	12
		% within Term Rsn	.0%	41.7%	25.0%	33.3%	.0%	100.0%
	REVOKED - NEW FELONY	Count	0	1	3	3	0	7
		% within Term Rsn	.0%	14.3%	42.9%	42.9%	.0%	100.0%
	REVOKED - NEW MISDEMEANOR	Count	1	0	2	2	2	7
		% within Term Rsn	14.3%	.0%	28.6%	28.6%	28.6%	100.0%
	SUCCESSFUL	Count	22	37	15	2	0	76
		% within Term Rsn	28.9%	48.7%	19.7%	2.6%	.0%	100.0%
	UNSUCCESSFUL - CLOSED BY COURT	Count	2	4	4	5	2	17
		% within Term Rsn	11.8%	23.5%	23.5%	29.4%	11.8%	100.0%
	UNSUCCESSFUL - REMANDED TO JAIL	Count	0	0	1	2	0	3
		% within Term Rsn	.0%	.0%	33.3%	66.7%	.0%	100.0%
Total		Count	25	47	28	18	4	122
		% within Term Rsn	20.5%	38.5%	23.0%	14.8%	3.3%	100.0%

Term Rsn * EMOTIONAL / PERSONAL

			EMOTIONAL / PERSONAL				
			VERY LOW	LOW	MODERATE	VERY HIGH	Total
Term Rsn	REVOKED - CONDITION	Count	2	3	3	4	12
		% within Term Rsn	16.7%	25.0%	25.0%	33.3%	100.0%
	REVOKED - NEW FELONY	Count	0	4	3	0	7
		% within Term Rsn	.0%	57.1%	42.9%	.0%	100.0%
	REVOKED - NEW MISDEMEANOR	Count	1	4	2	0	7
		% within Term Rsn	14.3%	57.1%	28.6%	.0%	100.0%
	SUCCESSFUL	Count	28	22	20	6	76
		% within Term Rsn	36.8%	28.9%	26.3%	7.9%	100.0%
	UNSUCCESSFUL - CLOSED BY COURT	Count	2	5	4	6	17
		% within Term Rsn	11.8%	29.4%	23.5%	35.3%	100.0%
	UNSUCCESSFUL - REMANDED TO JAIL	Count	0	3	0	0	3
		% within Term Rsn	.0%	100.0%	.0%	.0%	100.0%
Total	Count	33	41	32	16	122	
	% within Term Rsn	27.0%	33.6%	26.2%	13.1%	100.0%	

Term Rsn * ATTITUDES / ORIENTATION

			ATTITUDES / ORIENTATION					
			VERY LOW	LOW	MODERATE	HIGH	VERY HIGH	Total
Term Rsn	REVOKED - CONDITION	Count	0	0	2	5	5	12
		% within Term Rsn	.0%	.0%	16.7%	41.7%	41.7%	100.0%
	REVOKED - NEW FELONY	Count	0	0	0	1	6	7
		% within Term Rsn	.0%	.0%	.0%	14.3%	85.7%	100.0%
	REVOKED - NEW MISDEMEANOR	Count	0	0	1	2	4	7
		% within Term Rsn	.0%	.0%	14.3%	28.6%	57.1%	100.0%
	SUCCESSFUL	Count	44	13	12	3	4	76
		% within Term Rsn	57.9%	17.1%	15.8%	3.9%	5.3%	100.0%
	UNSUCCESSFUL - CLOSED BY COURT	Count	2	0	1	6	8	17
		% within Term Rsn	11.8%	.0%	5.9%	35.3%	47.1%	100.0%
	UNSUCCESSFUL - REMANDED TO JAIL	Count	0	0	1	0	2	3
		% within Term Rsn	.0%	.0%	33.3%	.0%	66.7%	100.0%
Total	Count	46	13	17	17	29	122	
	% within Term Rsn	37.7%	10.7%	13.9%	13.9%	23.8%	100.0%	

Term Rsn * Supervision Level

			Supervision Level				Total
			ISL I	ISL II	ISL III	ISL IV	
Term Rsn	REVOKED - CONDITION	Count	3	6	3	0	12
		% within Term Rsn	25.0%	50.0%	25.0%	.0%	100.0%
	REVOKED - NEW FELONY	Count	6	1	0	0	7
		% within Term Rsn	85.7%	14.3%	.0%	.0%	100.0%
	REVOKED - NEW MISDEMEANOR	Count	5	2	0	0	7
		% within Term Rsn	71.4%	28.6%	.0%	.0%	100.0%
	SUCCESSFUL	Count	5	12	23	36	76
		% within Term Rsn	6.6%	15.8%	30.3%	47.4%	100.0%
	UNSUCCESSFUL - CLOSED BY COURT	Count	11	4	2	0	17
		% within Term Rsn	64.7%	23.5%	11.8%	.0%	100.0%
	UNSUCCESSFUL - REMANDED TO JAIL	Count	2	0	1	0	3
		% within Term Rsn	66.7%	.0%	33.3%	.0%	100.0%
Total		Count	32	25	29	36	122
		% within Term Rsn	26.2%	20.5%	23.8%	29.5%	100.0%

5TH DISTRICT

TermRsn * CRIMINAL HISTORY

			CRIMINAL HISTORY					Total
			VERY LOW	LOW	MODERATE	HIGH	VERY HIGH	
TermRsn REVOKED - CONDITION	Count	2	1	5	5	8	21	
	% within TermRsn	9.5%	4.8%	23.8%	23.8%	38.1%	100.0%	
REVOKED - NEW FELONY	Count	0	0	0	1	2	3	
	% within TermRsn	.0%	.0%	.0%	33.3%	66.7%	100.0%	
REVOKED - NEW MISDEMEANOR	Count	0	1	1	0	0	2	
	% within TermRsn	.0%	50.0%	50.0%	.0%	.0%	100.0%	
SUCCESSFUL	Count	9	12	20	7	6	54	
	% within TermRsn	16.7%	22.2%	37.0%	13.0%	11.1%	100.0%	
UNSUCCESSFUL - CLOSED BY COURT	Count	1	4	2	3	1	11	
	% within TermRsn	9.1%	36.4%	18.2%	27.3%	9.1%	100.0%	
UNSUCCESSFUL - REMANDED TO JAIL	Count	0	0	1	0	0	1	
	% within TermRsn	.0%	.0%	100.0%	.0%	.0%	100.0%	
Total	Count	12	18	29	16	17	92	
	% within TermRsn	13.0%	19.6%	31.5%	17.4%	18.5%	100.0%	

TermRsn * EDUCATION / EMPLOYMENT

			EDUCATION / EMPLOYMENT					Total
			VERY LOW	LOW	MODERATE	HIGH	VERY HIGH	
TermRsn REVOKED - CONDITION	Count	0	0	7	2	12	21	
	% within TermRsn	.0%	.0%	33.3%	9.5%	57.1%	100.0%	
REVOKED - NEW FELONY	Count	0	0	2	1	0	3	
	% within TermRsn	.0%	.0%	66.7%	33.3%	.0%	100.0%	
REVOKED - NEW MISDEMEANOR	Count	0	1	0	0	1	2	
	% within TermRsn	.0%	50.0%	.0%	.0%	50.0%	100.0%	
SUCCESSFUL	Count	12	21	13	4	4	54	
	% within TermRsn	22.2%	38.9%	24.1%	7.4%	7.4%	100.0%	
UNSUCCESSFUL - CLOSED BY COURT	Count	0	3	4	2	2	11	
	% within TermRsn	.0%	27.3%	36.4%	18.2%	18.2%	100.0%	
UNSUCCESSFUL - REMANDED TO JAIL	Count	0	0	0	0	1	1	
	% within TermRsn	.0%	.0%	.0%	.0%	100.0%	100.0%	
Total	Count	12	25	26	9	20	92	
	% within TermRsn	13.0%	27.2%	28.3%	9.8%	21.7%	100.0%	

TermRsn * FINANCIAL

			FINANCIAL			
			VERY LOW	MODERATE	VERY HIGH	Total
TermRsn REVOKED - CONDITION	Count	2	11	8	21	
	% within TermRsn	9.5%	52.4%	38.1%	100.0%	
REVOKED - NEW FELONY	Count	0	2	1	3	
	% within TermRsn	.0%	66.7%	33.3%	100.0%	
REVOKED - NEW MISDEMEANOR	Count	0	2	0	2	
	% within TermRsn	.0%	100.0%	.0%	100.0%	
SUCCESSFUL	Count	6	25	23	54	
	% within TermRsn	11.1%	46.3%	42.6%	100.0%	
UNSUCCESSFUL - CLOSED BY COURT	Count	3	4	4	11	
	% within TermRsn	27.3%	36.4%	36.4%	100.0%	
UNSUCCESSFUL - REMANDED TO JAIL	Count	0	0	1	1	
	% within TermRsn	.0%	.0%	100.0%	100.0%	
Total	Count	11	44	37	92	
	% within TermRsn	12.0%	47.8%	40.2%	100.0%	

TermRsn * FAMILY / MARITAL

			FAMILY / MARITAL				
			VERY LOW	LOW	MODERATE	HIGH	VERY HIGH
TermRsn REVOKED - CONDITION	Count	1	5	2	3	10	21
	% within TermRsn	4.8%	23.8%	9.5%	14.3%	47.6%	100.0%
REVOKED - NEW FELONY	Count	0	1	1	1	0	3
	% within TermRsn	.0%	33.3%	33.3%	33.3%	.0%	100.0%
REVOKED - NEW MISDEMEANOR	Count	0	0	0	1	1	2
	% within TermRsn	.0%	.0%	.0%	50.0%	50.0%	100.0%
SUCCESSFUL	Count	5	14	20	11	4	54
	% within TermRsn	9.3%	25.9%	37.0%	20.4%	7.4%	100.0%
UNSUCCESSFUL - CLOSED BY COURT	Count	0	4	3	2	2	11
	% within TermRsn	.0%	36.4%	27.3%	18.2%	18.2%	100.0%
UNSUCCESSFUL - REMANDED TO JAIL	Count	0	0	1	0	0	1
	% within TermRsn	.0%	.0%	100.0%	.0%	.0%	100.0%
Total	Count	6	24	27	18	17	92
	% within TermRsn	6.5%	26.1%	29.3%	19.6%	18.5%	100.0%

TermRsn * ACCOMMODATION

			ACCOMMODATION				Total
			VERY LOW	LOW	HIGH	VERY HIGH	
TermRsn	REVOKED - CONDITION	Count	4	5	8	4	21
		% within TermRsn	19.0%	23.8%	38.1%	19.0%	100.0%
REVOKED - NEW FELONY	Count	1	2	0	0	3	
	% within TermRsn	33.3%	66.7%	.0%	.0%	100.0%	
REVOKED - NEW MISDEMEANOR	Count	0	1	1	0	2	
	% within TermRsn	.0%	50.0%	50.0%	.0%	100.0%	
SUCCESSFUL	Count	37	12	4	1	54	
	% within TermRsn	68.5%	22.2%	7.4%	1.9%	100.0%	
UNSUCCESSFUL - CLOSED BY COURT	Count	4	2	4	1	11	
	% within TermRsn	36.4%	18.2%	36.4%	9.1%	100.0%	
UNSUCCESSFUL - REMANDED TO JAIL	Count	1	0	0	0	1	
	% within TermRsn	100.0%	.0%	.0%	.0%	100.0%	
Total	Count	47	22	17	6	92	
	% within TermRsn	51.1%	23.9%	18.5%	6.5%	100.0%	

TermRsn * LEISURE / RECREATION

			LEISURE / RECREATION			Total
			VERY LOW	MODERATE	VERY HIGH	
TermRsn	REVOKED - CONDITION	Count	0	1	20	21
		% within TermRsn	.0%	4.8%	95.2%	100.0%
REVOKED - NEW FELONY	Count	0	1	2	3	
	% within TermRsn	.0%	33.3%	66.7%	100.0%	
REVOKED - NEW MISDEMEANOR	Count	0	0	2	2	
	% within TermRsn	.0%	.0%	100.0%	100.0%	
SUCCESSFUL	Count	8	29	17	54	
	% within TermRsn	14.8%	53.7%	31.5%	100.0%	
UNSUCCESSFUL - CLOSED BY COURT	Count	0	5	6	11	
	% within TermRsn	.0%	45.5%	54.5%	100.0%	
UNSUCCESSFUL - REMANDED TO JAIL	Count	0	0	1	1	
	% within TermRsn	.0%	.0%	100.0%	100.0%	
Total	Count	8	36	48	92	
	% within TermRsn	8.7%	39.1%	52.2%	100.0%	

TermRsn * COMPANIONS

			COMPANIONS				
			VERY LOW	LOW	MODERATE	VERY HIGH	Total
TermRsn	REVOKED - CONDITION	Count	0	0	5	16	21
		% within TermRsn	.0%	.0%	23.8%	76.2%	100.0%
	REVOKED - NEW FELONY	Count	0	2	1	0	3
		% within TermRsn	.0%	66.7%	33.3%	.0%	100.0%
	REVOKED - NEW MISDEMEANOR	Count	0	1	0	1	2
		% within TermRsn	.0%	50.0%	.0%	50.0%	100.0%
	SUCCESSFUL	Count	3	7	34	10	54
		% within TermRsn	5.6%	13.0%	63.0%	18.5%	100.0%
	UNSUCCESSFUL - CLOSED BY COURT	Count	1	1	3	6	11
		% within TermRsn	9.1%	9.1%	27.3%	54.5%	100.0%
	UNSUCCESSFUL - REMANDED TO JAIL	Count	0	0	0	1	1
		% within TermRsn	.0%	.0%	.0%	100.0%	100.0%
Total		Count	4	11	43	34	92
		% within TermRsn	4.3%	12.0%	46.7%	37.0%	100.0%

TermRsn * ALCOHOL / DRUG PROBLEM

			ALCOHOL / DRUG PROBLEM					
			VERY LOW	LOW	MODERATE	HIGH	VERY HIGH	Total
TermRsn	REVOKED - CONDITION	Count	1	1	8	8	3	21
		% within TermRsn	4.8%	4.8%	38.1%	38.1%	14.3%	100.0%
	REVOKED - NEW FELONY	Count	0	0	0	3	0	3
		% within TermRsn	.0%	.0%	.0%	100.0%	.0%	100.0%
	REVOKED - NEW MISDEMEANOR	Count	0	1	0	1	0	2
		% within TermRsn	.0%	50.0%	.0%	50.0%	.0%	100.0%
	SUCCESSFUL	Count	20	19	9	6	0	54
		% within TermRsn	37.0%	35.2%	16.7%	11.1%	.0%	100.0%
	UNSUCCESSFUL - CLOSED BY COURT	Count	2	2	6	1	0	11
		% within TermRsn	18.2%	18.2%	54.5%	9.1%	.0%	100.0%
	UNSUCCESSFUL - REMANDED TO JAIL	Count	0	0	1	0	0	1
		% within TermRsn	.0%	.0%	100.0%	.0%	.0%	100.0%
Total		Count	23	23	24	19	3	92
		% within TermRsn	25.0%	25.0%	26.1%	20.7%	3.3%	100.0%

TermRsn * EMOTIONAL / PERSONAL

			EMOTIONAL / PERSONAL				
			VERY LOW	LOW	MODERATE	VERY HIGH	Total
TermRsn	REVOKED - CONDITION	Count	0	5	9	7	21
		% within TermRsn	.0%	23.8%	42.9%	33.3%	100.0%
REVOKED - NEW FELONY	Count	0	1	1	1	3	
	% within TermRsn	.0%	33.3%	33.3%	33.3%	100.0%	
REVOKED - NEW MISDEMEANOR	Count	1	0	1	0	2	
	% within TermRsn	50.0%	.0%	50.0%	.0%	100.0%	
SUCCESSFUL	Count	13	13	26	2	54	
	% within TermRsn	24.1%	24.1%	48.1%	3.7%	100.0%	
UNSUCCESSFUL - CLOSED BY COURT	Count	3	1	5	2	11	
	% within TermRsn	27.3%	9.1%	45.5%	18.2%	100.0%	
UNSUCCESSFUL - REMANDED TO JAIL	Count	0	0	1	0	1	
	% within TermRsn	.0%	.0%	100.0%	.0%	100.0%	
Total	Count	17	20	43	12	92	
	% within TermRsn	18.5%	21.7%	46.7%	13.0%	100.0%	

TermRsn * ATTITUDES / ORIENTATION

			ATTITUDES / ORIENTATION					
			VERY LOW	LOW	MODERATE	HIGH	VERY HIGH	Total
TermRsn	REVOKED - CONDITION	Count	0	0	3	9	9	21
		% within TermRsn	.0%	.0%	14.3%	42.9%	42.9%	100.0%
REVOKED - NEW FELONY	Count	0	0	0	2	1	3	
	% within TermRsn	.0%	.0%	.0%	66.7%	33.3%	100.0%	
REVOKED - NEW MISDEMEANOR	Count	0	0	0	0	2	2	
	% within TermRsn	.0%	.0%	.0%	.0%	100.0%	100.0%	
SUCCESSFUL	Count	24	12	6	7	5	54	
	% within TermRsn	44.4%	22.2%	11.1%	13.0%	9.3%	100.0%	
UNSUCCESSFUL - CLOSED BY COURT	Count	2	1	2	4	2	11	
	% within TermRsn	18.2%	9.1%	18.2%	36.4%	18.2%	100.0%	
UNSUCCESSFUL - REMANDED TO JAIL	Count	0	0	0	0	1	1	
	% within TermRsn	.0%	.0%	.0%	.0%	100.0%	100.0%	
Total	Count	26	13	11	22	20	92	
	% within TermRsn	28.3%	14.1%	12.0%	23.9%	21.7%	100.0%	

TermRsn * Supervision Level

			Supervision Level				
			ISL I	ISL II	ISL III	ISL IV	Total
TermRsn	REVOKED - CONDITION	Count	16	4	1	0	21
		% within TermRsn	76.2%	19.0%	4.8%	.0%	100.0%
	REVOKED - NEW FELONY	Count	1	2	0	0	3
		% within TermRsn	33.3%	66.7%	.0%	.0%	100.0%
	REVOKED - NEW MISDEMEANOR	Count	1	0	1	0	2
		% within TermRsn	50.0%	.0%	50.0%	.0%	100.0%
	SUCCESSFUL	Count	5	9	19	21	54
		% within TermRsn	9.3%	16.7%	35.2%	38.9%	100.0%
	UNSUCCESSFUL - CLOSED BY COURT	Count	3	3	5	0	11
		% within TermRsn	27.3%	27.3%	45.5%	.0%	100.0%
	UNSUCCESSFUL - REMANDED TO JAIL	Count	1	0	0	0	1
		% within TermRsn	100.0%	.0%	.0%	.0%	100.0%
Total		Count	27	18	26	21	92
		% within TermRsn	29.3%	19.6%	28.3%	22.8%	100.0%

6TH DISTRICT

TermRsn * CRIMINAL HISTORY

		CRIMINAL HISTORY					
		VERY LOW	LOW	MODERATE	HIGH	VERY HIGH	Total
TermRsn DEATH	Count	0	0	1	0	0	1
	% within TermRsn	.0%	.0%	100.0%	.0%	.0%	100.0%
REVOKED - CONDITION	Count	1	1	6	6	2	16
	% within TermRsn	6.3%	6.3%	37.5%	37.5%	12.5%	100.0%
REVOKED - NEW FELONY	Count	0	1	6	1	0	8
	% within TermRsn	.0%	12.5%	75.0%	12.5%	.0%	100.0%
REVOKED - NEW MISDEMEANOR	Count	0	0	1	0	0	1
	% within TermRsn	.0%	.0%	100.0%	.0%	.0%	100.0%
SUCCESSFUL	Count	9	9	18	4	1	41
	% within TermRsn	22.0%	22.0%	43.9%	9.8%	2.4%	100.0%
UNSUCCESSFUL - CLOSED BY COURT	Count	0	1	2	1	0	4
	% within TermRsn	.0%	25.0%	50.0%	25.0%	.0%	100.0%
UNSUCCESSFUL - REMANDED TO JAIL	Count	0	1	1	1	1	4
	% within TermRsn	.0%	25.0%	25.0%	25.0%	25.0%	100.0%
Total	Count	10	13	35	13	4	75
	% within TermRsn	13.3%	17.3%	46.7%	17.3%	5.3%	100.0%

TermRsn * EDUCATION / EMPLOYMENT

		EDUCATION / EMPLOYMENT					
		VERY LOW	LOW	MODERATE	HIGH	VERY HIGH	Total
TermRsn DEATH	Count	0	0	1	0	0	1
	% within TermRsn	.0%	.0%	100.0%	.0%	.0%	100.0%
REVOKED - CONDITION	Count	1	0	7	4	4	16
	% within TermRsn	6.3%	.0%	43.8%	25.0%	25.0%	100.0%
REVOKED - NEW FELONY	Count	1	2	4	0	1	8
	% within TermRsn	12.5%	25.0%	50.0%	.0%	12.5%	100.0%
REVOKED - NEW MISDEMEANOR	Count	0	0	0	0	1	1
	% within TermRsn	.0%	.0%	.0%	.0%	100.0%	100.0%
SUCCESSFUL	Count	16	15	8	1	1	41
	% within TermRsn	39.0%	36.6%	19.5%	2.4%	2.4%	100.0%
UNSUCCESSFUL - CLOSED BY COURT	Count	1	0	0	2	1	4
	% within TermRsn	25.0%	.0%	.0%	50.0%	25.0%	100.0%
UNSUCCESSFUL - REMANDED TO JAIL	Count	0	0	2	1	1	4
	% within TermRsn	.0%	.0%	50.0%	25.0%	25.0%	100.0%
Total	Count	19	17	22	8	9	75
	% within TermRsn	25.3%	22.7%	29.3%	10.7%	12.0%	100.0%

TermRsn * FINANCIAL Crosstabulation

		FINANCIAL			
		VERY LOW	MODERATE	VERY HIGH	Total
TermRsn DEATH	Count	0	1	0	1
	% within TermRsn	.0%	100.0%	.0%	100.0%
REVOKED - CONDITION	Count	0	9	7	16
	% within TermRsn	.0%	56.3%	43.8%	100.0%
REVOKED - NEW FELONY	Count	0	8	0	8
	% within TermRsn	.0%	100.0%	.0%	100.0%
REVOKED - NEW MISDEMEANOR	Count	0	1	0	1
	% within TermRsn	.0%	100.0%	.0%	100.0%
SUCCESSFUL	Count	16	19	6	41
	% within TermRsn	39.0%	46.3%	14.6%	100.0%
UNSUCCESSFUL - CLOSED BY COURT	Count	1	2	1	4
	% within TermRsn	25.0%	50.0%	25.0%	100.0%
UNSUCCESSFUL - REMANDED TO JAIL	Count	1	3	0	4
	% within TermRsn	25.0%	75.0%	.0%	100.0%
Total	Count	18	43	14	75
	% within TermRsn	24.0%	57.3%	18.7%	100.0%

TermRsn * FAMILY / MARITAL

		FAMILY / MARITAL					Total
		VERY LOW	LOW	MODERATE	HIGH	VERY HIGH	
TermRsn DEATH	Count	1	0	0	0	0	1
	% within TermRsn	100.0%	.0%	.0%	.0%	.0%	100.0%
REVOKED - CONDITION	Count	1	4	3	6	2	16
	% within TermRsn	6.3%	25.0%	18.8%	37.5%	12.5%	100.0%
REVOKED - NEW FELONY	Count	0	4	4	0	0	8
	% within TermRsn	.0%	50.0%	50.0%	.0%	.0%	100.0%
REVOKED - NEW MISDEMEANOR	Count	0	0	0	1	0	1
	% within TermRsn	.0%	.0%	.0%	100.0%	.0%	100.0%
SUCCESSFUL	Count	5	21	11	3	1	41
	% within TermRsn	12.2%	51.2%	26.8%	7.3%	2.4%	100.0%
UNSUCCESSFUL - CLOSED BY COURT	Count	0	0	1	2	1	4
	% within TermRsn	.0%	.0%	25.0%	50.0%	25.0%	100.0%
UNSUCCESSFUL - REMANDED TO JAIL	Count	0	2	1	1	0	4
	% within TermRsn	.0%	50.0%	25.0%	25.0%	.0%	100.0%
Total	Count	7	31	20	13	4	75
	% within TermRsn	9.3%	41.3%	26.7%	17.3%	5.3%	100.0%

TermRsn * ACCOMMODATION

			ACCOMMODATION				
			VERY LOW	LOW	HIGH	VERY HIGH	Total
TermRsn DEATH	Count	1	0	0	0	1	
	% within TermRsn	100.0%	.0%	.0%	.0%	100.0%	
REVOKED - CONDITION	Count	7	5	2	2	16	
	% within TermRsn	43.8%	31.3%	12.5%	12.5%	100.0%	
REVOKED - NEW FELONY	Count	4	3	1	0	8	
	% within TermRsn	50.0%	37.5%	12.5%	.0%	100.0%	
REVOKED - NEW MISDEMEANOR	Count	0	0	1	0	1	
	% within TermRsn	.0%	.0%	100.0%	.0%	100.0%	
SUCCESSFUL	Count	35	5	1	0	41	
	% within TermRsn	85.4%	12.2%	2.4%	.0%	100.0%	
UNSUCCESSFUL - CLOSED BY COURT	Count	2	2	0	0	4	
	% within TermRsn	50.0%	50.0%	.0%	.0%	100.0%	
UNSUCCESSFUL - REMANDED TO JAIL	Count	2	2	0	0	4	
	% within TermRsn	50.0%	50.0%	.0%	.0%	100.0%	
Total	Count	51	17	5	2	75	
	% within TermRsn	68.0%	22.7%	6.7%	2.7%	100.0%	

TermRsn * LEISURE / RECREATION

			LEISURE / RECREATION			
			VERY LOW	MODERATE	VERY HIGH	Total
TermRsn DEATH	Count	1	0	0	1	
	% within TermRsn	100.0%	.0%	.0%	100.0%	
REVOKED - CONDITION	Count	1	7	8	16	
	% within TermRsn	6.3%	43.8%	50.0%	100.0%	
REVOKED - NEW FELONY	Count	0	5	3	8	
	% within TermRsn	.0%	62.5%	37.5%	100.0%	
REVOKED - NEW MISDEMEANOR	Count	0	1	0	1	
	% within TermRsn	.0%	100.0%	.0%	100.0%	
SUCCESSFUL	Count	14	13	14	41	
	% within TermRsn	34.1%	31.7%	34.1%	100.0%	
UNSUCCESSFUL - CLOSED BY COURT	Count	0	1	3	4	
	% within TermRsn	.0%	25.0%	75.0%	100.0%	
UNSUCCESSFUL - REMANDED TO JAIL	Count	0	1	3	4	
	% within TermRsn	.0%	25.0%	75.0%	100.0%	
Total	Count	16	28	31	75	
	% within TermRsn	21.3%	37.3%	41.3%	100.0%	

TermRsn * COMPANIONS

			COMPANIONS				
			VERY LOW	LOW	MODERATE	VERY HIGH	Total
TermRsn DEATH	Count	0	0	1	0	1	
	% within TermRsn	.0%	.0%	100.0%	.0%	100.0%	
REVOKED - CONDITION	Count	1	2	4	9	16	
	% within TermRsn	6.3%	12.5%	25.0%	56.3%	100.0%	
REVOKED - NEW FELONY	Count	2	0	0	6	8	
	% within TermRsn	25.0%	.0%	.0%	75.0%	100.0%	
REVOKED - NEW MISDEMEANOR	Count	0	0	1	0	1	
	% within TermRsn	.0%	.0%	100.0%	.0%	100.0%	
SUCCESSFUL	Count	13	11	10	7	41	
	% within TermRsn	31.7%	26.8%	24.4%	17.1%	100.0%	
UNSUCCESSFUL - CLOSED BY COURT	Count	0	0	2	2	4	
	% within TermRsn	.0%	.0%	50.0%	50.0%	100.0%	
UNSUCCESSFUL - REMANDED TO JAIL	Count	0	0	2	2	4	
	% within TermRsn	.0%	.0%	50.0%	50.0%	100.0%	
Total	Count	16	13	20	26	75	
	% within TermRsn	21.3%	17.3%	26.7%	34.7%	100.0%	

TermRsn * ALCOHOL / DRUG PROBLEM

			ALCOHOL / DRUG PROBLEM				
			VERY LOW	LOW	MODERATE	HIGH	VERY HIGH
TermRsn DEATH	Count	0	1	0	0	0	1
	% within TermRsn	.0%	100.0%	.0%	.0%	.0%	100.0%
REVOKED - CONDITION	Count	0	6	6	3	1	16
	% within TermRsn	.0%	37.5%	37.5%	18.8%	6.3%	100.0%
REVOKED - NEW FELONY	Count	2	1	4	1	0	8
	% within TermRsn	25.0%	12.5%	50.0%	12.5%	.0%	100.0%
REVOKED - NEW MISDEMEANOR	Count	0	0	0	0	1	1
	% within TermRsn	.0%	.0%	.0%	.0%	100.0%	100.0%
SUCCESSFUL	Count	16	18	2	3	2	41
	% within TermRsn	39.0%	43.9%	4.9%	7.3%	4.9%	100.0%
UNSUCCESSFUL - CLOSED BY COURT	Count	1	1	1	0	1	4
	% within TermRsn	25.0%	25.0%	25.0%	.0%	25.0%	100.0%
UNSUCCESSFUL - REMANDED TO JAIL	Count	0	1	2	1	0	4
	% within TermRsn	.0%	25.0%	50.0%	25.0%	.0%	100.0%
Total	Count	19	28	15	8	5	75
	% within TermRsn	25.3%	37.3%	20.0%	10.7%	6.7%	100.0%

TermRsn * EMOTIONAL / PERSONAL

			EMOTIONAL / PERSONAL				
			VERY LOW	LOW	MODERATE	VERY HIGH	Total
TermRsn DEATH	Count	1	0	0	0	1	
	% within TermRsn	100.0%	.0%	.0%	.0%	100.0%	
REVOKED - CONDITION	Count	1	4	7	4	16	
	% within TermRsn	6.3%	25.0%	43.8%	25.0%	100.0%	
REVOKED - NEW FELONY	Count	6	1	1	0	8	
	% within TermRsn	75.0%	12.5%	12.5%	.0%	100.0%	
REVOKED - NEW MISDEMEANOR	Count	0	0	1	0	1	
	% within TermRsn	.0%	.0%	100.0%	.0%	100.0%	
SUCCESSFUL	Count	18	16	6	1	41	
	% within TermRsn	43.9%	39.0%	14.6%	2.4%	100.0%	
UNSUCCESSFUL - CLOSED BY COURT	Count	2	1	1	0	4	
	% within TermRsn	50.0%	25.0%	25.0%	.0%	100.0%	
UNSUCCESSFUL - REMANDED TO JAIL	Count	1	3	0	0	4	
	% within TermRsn	25.0%	75.0%	.0%	.0%	100.0%	
Total	Count	29	25	16	5	75	
	% within TermRsn	38.7%	33.3%	21.3%	6.7%	100.0%	

TermRsn * ATTITUDES / ORIENTATION

			ATTITUDES / ORIENTATION				
			VERY LOW	LOW	MODERATE	HIGH	VERY HIGH
TermRsn DEATH	Count	1	0	0	0	0	1
	% within TermRsn	100.0%	.0%	.0%	.0%	.0%	100.0%
REVOKED - CONDITION	Count	1	3	5	4	3	16
	% within TermRsn	6.3%	18.8%	31.3%	25.0%	18.8%	100.0%
REVOKED - NEW FELONY	Count	2	2	2	2	0	8
	% within TermRsn	25.0%	25.0%	25.0%	25.0%	.0%	100.0%
REVOKED - NEW MISDEMEANOR	Count	1	0	0	0	0	1
	% within TermRsn	100.0%	.0%	.0%	.0%	.0%	100.0%
SUCCESSFUL	Count	33	4	0	4	0	41
	% within TermRsn	80.5%	9.8%	.0%	9.8%	.0%	100.0%
UNSUCCESSFUL - CLOSED BY COURT	Count	1	1	0	2	0	4
	% within TermRsn	25.0%	25.0%	.0%	50.0%	.0%	100.0%
UNSUCCESSFUL - REMANDED TO JAIL	Count	2	0	0	1	1	4
	% within TermRsn	50.0%	.0%	.0%	25.0%	25.0%	100.0%
Total	Count	41	10	7	13	4	75
	% within TermRsn	54.7%	13.3%	9.3%	17.3%	5.3%	100.0%

TermRsn * Supervision Level

		Supervision Level				
		ISL I	ISL II	ISL III	ISL IV	Total
TermRsn DEATH	Count	0	0	0	1	1
	% within TermRsn	.0%	.0%	.0%	100.0%	100.0%
REVOKED - CONDITION	Count	9	4	3	0	16
	% within TermRsn	56.3%	25.0%	18.8%	.0%	100.0%
REVOKED - NEW FELONY	Count	0	3	4	1	8
	% within TermRsn	.0%	37.5%	50.0%	12.5%	100.0%
REVOKED - NEW MISDEMEANOR	Count	1	0	0	0	1
	% within TermRsn	100.0%	.0%	.0%	.0%	100.0%
SUCCESSFUL	Count	2	2	7	30	41
	% within TermRsn	4.9%	4.9%	17.1%	73.2%	100.0%
UNSUCCESSFUL - CLOSED BY COURT	Count	1	1	1	1	4
	% within TermRsn	25.0%	25.0%	25.0%	25.0%	100.0%
UNSUCCESSFUL - REMANDED TO JAIL	Count	1	2	1	0	4
	% within TermRsn	25.0%	50.0%	25.0%	.0%	100.0%
Total	Count	14	12	16	33	75
	% within TermRsn	18.7%	16.0%	21.3%	44.0%	100.0%

8TH DISTRICT

TermRsn * CRIMINAL HISTORY

			CRIMINAL HISTORY					Total
			VERY LOW	LOW	MODERATE	HIGH	VERY HIGH	
TermRsn	DEATH	Count	0	2	0	0	0	2
		% within TermRsn	.0%	100.0%	.0%	.0%	.0%	100.0%
	REVOKED - CONDITION	Count	2	8	31	9	7	57
		% within TermRsn	3.5%	14.0%	54.4%	15.8%	12.3%	100.0%
	REVOKED - NEW FELONY	Count	0	0	7	3	3	13
		% within TermRsn	.0%	.0%	53.8%	23.1%	23.1%	100.0%
	REVOKED - NEW MISDEMEANOR	Count	0	2	0	0	0	2
		% within TermRsn	.0%	100.0%	.0%	.0%	.0%	100.0%
	SUCCESSFUL	Count	19	25	50	11	7	112
		% within TermRsn	17.0%	22.3%	44.6%	9.8%	6.3%	100.0%
	UNSUCCESSFUL - CLOSED BY COURT	Count	1	6	14	6	3	30
		% within TermRsn	3.3%	20.0%	46.7%	20.0%	10.0%	100.0%
	UNSUCCESSFUL - REMANDED TO JAIL	Count	0	0	1	0	0	1
		% within TermRsn	.0%	.0%	100.0%	.0%	.0%	100.0%
Total	Count	22	43	103	29	20	217	
	% within TermRsn	10.1%	19.8%	47.5%	13.4%	9.2%	100.0%	

TermRsn * EDUCATION / EMPLOYMENT

			EDUCATION / EMPLOYMENT					Total
			VERY LOW	LOW	MODERATE	HIGH	VERY HIGH	
TermRsn	DEATH	Count	0	2	0	0	0	2
		% within TermRsn	.0%	100.0%	.0%	.0%	.0%	100.0%
	REVOKED - CONDITION	Count	3	15	16	4	19	57
		% within TermRsn	5.3%	26.3%	28.1%	7.0%	33.3%	100.0%
	REVOKED - NEW FELONY	Count	1	3	4	2	3	13
		% within TermRsn	7.7%	23.1%	30.8%	15.4%	23.1%	100.0%
	REVOKED - NEW MISDEMEANOR	Count	0	1	1	0	0	2
		% within TermRsn	.0%	50.0%	50.0%	.0%	.0%	100.0%
	SUCCESSFUL	Count	26	42	34	5	5	112
		% within TermRsn	23.2%	37.5%	30.4%	4.5%	4.5%	100.0%
	UNSUCCESSFUL - CLOSED BY COURT	Count	5	10	9	1	5	30
		% within TermRsn	16.7%	33.3%	30.0%	3.3%	16.7%	100.0%
	UNSUCCESSFUL - REMANDED TO JAIL	Count	0	0	1	0	0	1
		% within TermRsn	.0%	.0%	100.0%	.0%	.0%	100.0%
Total	Count	35	73	65	12	32	217	
	% within TermRsn	16.1%	33.6%	30.0%	5.5%	14.7%	100.0%	

TermRsn * FINANCIAL

			FINANCIAL			
			VERY LOW	MODERATE	VERY HIGH	Total
TermRsn	DEATH	Count	0	1	1	2
		% within TermRsn	.0%	50.0%	50.0%	100.0%
	REVOKED - CONDITION	Count	7	34	16	57
		% within TermRsn	12.3%	59.6%	28.1%	100.0%
	REVOKED - NEW FELONY	Count	1	9	3	13
		% within TermRsn	7.7%	69.2%	23.1%	100.0%
	REVOKED - NEW MISDEMEANOR	Count	0	1	1	2
		% within TermRsn	.0%	50.0%	50.0%	100.0%
	SUCCESSFUL	Count	46	47	19	112
		% within TermRsn	41.1%	42.0%	17.0%	100.0%
	UNSUCCESSFUL - CLOSED BY COURT	Count	2	19	9	30
		% within TermRsn	6.7%	63.3%	30.0%	100.0%
	UNSUCCESSFUL - REMANDED TO JAIL	Count	0	0	1	1
		% within TermRsn	.0%	.0%	100.0%	100.0%
Total		Count	56	111	50	217
		% within TermRsn	25.8%	51.2%	23.0%	100.0%

TermRsn * FAMILY/MARITAL

			FAMILY / MARITAL					
			VERY LOW	LOW	MODERATE	HIGH	VERY HIGH	Total
TermRsn	DEATH	Count	0	2	0	0	0	2
		% within TermRsn	.0%	100.0%	.0%	.0%	.0%	100.0%
	REVOKED - CONDITION	Count	6	16	17	14	4	57
		% within TermRsn	10.5%	28.1%	29.8%	24.6%	7.0%	100.0%
	REVOKED - NEW FELONY	Count	0	7	3	3	0	13
		% within TermRsn	.0%	53.8%	23.1%	23.1%	.0%	100.0%
	REVOKED - NEW MISDEMEANOR	Count	0	1	1	0	0	2
		% within TermRsn	.0%	50.0%	50.0%	.0%	.0%	100.0%
	SUCCESSFUL	Count	17	54	23	11	7	112
		% within TermRsn	15.2%	48.2%	20.5%	9.8%	6.3%	100.0%
	UNSUCCESSFUL - CLOSED BY COURT	Count	2	5	12	7	4	30
		% within TermRsn	6.7%	16.7%	40.0%	23.3%	13.3%	100.0%
	UNSUCCESSFUL - REMANDED TO JAIL	Count	0	0	1	0	0	1
		% within TermRsn	.0%	.0%	100.0%	.0%	.0%	100.0%
Total		Count	25	85	57	35	15	217
		% within TermRsn	11.5%	39.2%	26.3%	16.1%	6.9%	100.0%

TermRsn * ACCOMMODATION

			ACCOMMODATION				
			VERY LOW	LOW	HIGH	VERY HIGH	Total
TermRsn	DEATH	Count	0	2	0	0	2
		% within TermRsn	.0%	100.0%	.0%	.0%	100.0%
	REVOKED - CONDITION	Count	17	16	17	7	57
		% within TermRsn	29.8%	28.1%	29.8%	12.3%	100.0%
	REVOKED - NEW FELONY	Count	7	3	2	1	13
		% within TermRsn	53.8%	23.1%	15.4%	7.7%	100.0%
	REVOKED - NEW MISDEMEANOR	Count	1	1	0	0	2
		% within TermRsn	50.0%	50.0%	.0%	.0%	100.0%
	SUCCESSFUL	Count	71	32	6	3	112
		% within TermRsn	63.4%	28.6%	5.4%	2.7%	100.0%
	UNSUCCESSFUL - CLOSED BY COURT	Count	11	10	5	4	30
		% within TermRsn	36.7%	33.3%	16.7%	13.3%	100.0%
	UNSUCCESSFUL - REMANDED TO JAIL	Count	0	1	0	0	1
		% within TermRsn	.0%	100.0%	.0%	.0%	100.0%
Total		Count	107	65	30	15	217
		% within TermRsn	49.3%	30.0%	13.8%	6.9%	100.0%

TermRsn * LEISURE / RECREATION

			LEISURE / RECREATION			
			VERY LOW	MODERATE	VERY HIGH	Total
TermRsn	DEATH	Count	1	1	0	2
		% within TermRsn	50.0%	50.0%	.0%	100.0%
	REVOKED - CONDITION	Count	4	17	36	57
		% within TermRsn	7.0%	29.8%	63.2%	100.0%
	REVOKED - NEW FELONY	Count	2	5	6	13
		% within TermRsn	15.4%	38.5%	46.2%	100.0%
	REVOKED - NEW MISDEMEANOR	Count	1	1	0	2
		% within TermRsn	50.0%	50.0%	.0%	100.0%
	SUCCESSFUL	Count	16	60	36	112
		% within TermRsn	14.3%	53.6%	32.1%	100.0%
	UNSUCCESSFUL - CLOSED BY COURT	Count	5	9	16	30
		% within TermRsn	16.7%	30.0%	53.3%	100.0%
	UNSUCCESSFUL - REMANDED TO JAIL	Count	1	0	0	1
		% within TermRsn	100.0%	.0%	.0%	100.0%
Total		Count	30	93	94	217
		% within TermRsn	13.8%	42.9%	43.3%	100.0%

TermRsn * COMPANIONS Crosstabulation

			COMPANIONS				
			VERY LOW	LOW	MODERATE	VERY HIGH	Total
TermRsn	DEATH	Count	0	1	1	0	2
		% within TermRsn	.0%	50.0%	50.0%	.0%	100.0%
	REVOKED - CONDITION	Count	4	3	23	27	57
		% within TermRsn	7.0%	5.3%	40.4%	47.4%	100.0%
	REVOKED - NEW FELONY	Count	0	0	8	5	13
		% within TermRsn	.0%	.0%	61.5%	38.5%	100.0%
	REVOKED - NEW MISDEMEANOR	Count	0	1	0	1	2
		% within TermRsn	.0%	50.0%	.0%	50.0%	100.0%
	SUCCESSFUL	Count	28	23	40	21	112
		% within TermRsn	25.0%	20.5%	35.7%	18.8%	100.0%
	UNSUCCESSFUL - CLOSED BY COURT	Count	4	2	10	14	30
		% within TermRsn	13.3%	6.7%	33.3%	46.7%	100.0%
	UNSUCCESSFUL - REMANDED TO JAIL	Count	0	0	0	1	1
		% within TermRsn	.0%	.0%	.0%	100.0%	100.0%
Total		Count	36	30	82	69	217
		% within TermRsn	16.6%	13.8%	37.8%	31.8%	100.0%

TermRsn * ALCOHOL / DRUG PROBLEM

			ALCOHOL / DRUG PROBLEM					
			VERY LOW	LOW	MODERATE	HIGH	VERY HIGH	Total
TermRsn	DEATH	Count	0	1	0	1	0	2
		% within TermRsn	.0%	50.0%	.0%	50.0%	.0%	100.0%
	REVOKED - CONDITION	Count	5	12	24	14	2	57
		% within TermRsn	8.8%	21.1%	42.1%	24.6%	3.5%	100.0%
	REVOKED - NEW FELONY	Count	3	6	3	1	0	13
		% within TermRsn	23.1%	46.2%	23.1%	7.7%	.0%	100.0%
	REVOKED - NEW MISDEMEANOR	Count	0	2	0	0	0	2
		% within TermRsn	.0%	100.0%	.0%	.0%	.0%	100.0%
	SUCCESSFUL	Count	41	37	29	4	1	112
		% within TermRsn	36.6%	33.0%	25.9%	3.6%	.9%	100.0%
	UNSUCCESSFUL - CLOSED BY COURT	Count	5	9	8	7	1	30
		% within TermRsn	16.7%	30.0%	26.7%	23.3%	3.3%	100.0%
	UNSUCCESSFUL - REMANDED TO JAIL	Count	0	0	0	1	0	1
		% within TermRsn	.0%	.0%	.0%	100.0%	.0%	100.0%
Total		Count	54	67	64	28	4	217
		% within TermRsn	24.9%	30.9%	29.5%	12.9%	1.8%	100.0%

TermRsn * EMOTIONAL / PERSONAL

			EMOTIONAL / PERSONAL				
			VERY LOW	LOW	MODERATE	VERY HIGH	Total
TermRsn	DEATH	Count	1	1	0	0	2
		% within TermRsn	50.0%	50.0%	.0%	.0%	100.0%
	REVOKED - CONDITION	Count	19	16	16	6	57
		% within TermRsn	33.3%	28.1%	28.1%	10.5%	100.0%
	REVOKED - NEW FELONY	Count	4	5	2	2	13
		% within TermRsn	30.8%	38.5%	15.4%	15.4%	100.0%
	REVOKED - NEW MISDEMEANOR	Count	0	1	1	0	2
		% within TermRsn	.0%	50.0%	50.0%	.0%	100.0%
	SUCCESSFUL	Count	55	24	26	7	112
		% within TermRsn	49.1%	21.4%	23.2%	6.3%	100.0%
	UNSUCCESSFUL - CLOSED BY COURT	Count	9	10	7	4	30
		% within TermRsn	30.0%	33.3%	23.3%	13.3%	100.0%
	UNSUCCESSFUL - REMANDED TO JAIL	Count	0	0	0	1	1
		% within TermRsn	.0%	.0%	.0%	100.0%	100.0%
Total		Count	88	57	52	20	217
		% within TermRsn	40.6%	26.3%	24.0%	9.2%	100.0%

TermRsn * ATTITUDES / ORIENTATION

			ATTITUDES / ORIENTATION					
			VERY LOW	LOW	MODERATE	HIGH	VERY HIGH	Total
TermRsn	DEATH	Count	0	1	1	0	0	2
		% within TermRsn	.0%	50.0%	50.0%	.0%	.0%	100.0%
	REVOKED - CONDITION	Count	7	9	17	12	12	57
		% within TermRsn	12.3%	15.8%	29.8%	21.1%	21.1%	100.0%
	REVOKED - NEW FELONY	Count	2	2	2	4	3	13
		% within TermRsn	15.4%	15.4%	15.4%	30.8%	23.1%	100.0%
	REVOKED - NEW MISDEMEANOR	Count	1	1	0	0	0	2
		% within TermRsn	50.0%	50.0%	.0%	.0%	.0%	100.0%
	SUCCESSFUL	Count	51	24	19	11	7	112
		% within TermRsn	45.5%	21.4%	17.0%	9.8%	6.3%	100.0%
	UNSUCCESSFUL - CLOSED BY COURT	Count	3	6	6	7	8	30
		% within TermRsn	10.0%	20.0%	20.0%	23.3%	26.7%	100.0%
	UNSUCCESSFUL - REMANDED TO JAIL	Count	0	0	1	0	0	1
		% within TermRsn	.0%	.0%	100.0%	.0%	.0%	100.0%
Total		Count	64	43	46	34	30	217
		% within TermRsn	29.5%	19.8%	21.2%	15.7%	13.8%	100.0%

TermRsn * Supervision Level

			Supervision Level				
			ISL I	ISL II	ISL III	ISL IV	Total
TermRsn	DEATH	Count	0	0	1	1	2
		% within TermRsn	.0%	.0%	50.0%	50.0%	100.0%
	REVOKED - CONDITION	Count	14	22	17	4	57
		% within TermRsn	24.6%	38.6%	29.8%	7.0%	100.0%
	REVOKED - NEW FELONY	Count	3	4	6	0	13
		% within TermRsn	23.1%	30.8%	46.2%	.0%	100.0%
	REVOKED - NEW MISDEMEANOR	Count	0	0	1	1	2
		% within TermRsn	.0%	.0%	50.0%	50.0%	100.0%
	SUCCESSFUL	Count	3	20	29	60	112
		% within TermRsn	2.7%	17.9%	25.9%	53.6%	100.0%
	UNSUCCESSFUL - CLOSED BY COURT	Count	5	14	8	3	30
		% within TermRsn	16.7%	46.7%	26.7%	10.0%	100.0%
	UNSUCCESSFUL - REMANDED TO JAIL	Count	0	1	0	0	1
		% within TermRsn	.0%	100.0%	.0%	.0%	100.0%
Total		Count	25	61	62	69	217
		% within TermRsn	11.5%	28.1%	28.6%	31.8%	100.0%

11TH DISTRICT

TermRsn * CRIMINAL HISTORY

			CRIMINAL HISTORY					
			VERY LOW	LOW	MODERATE	HIGH	VERY HIGH	Total
TermRsn	REVOKED - CONDITION	Count	0	2	13	11	0	26
		% within TermRsn	.0%	7.7%	50.0%	42.3%	.0%	100.0%
	REVOKED - NEW FELONY	Count	0	0	3	4	2	9
		% within TermRsn	.0%	.0%	33.3%	44.4%	22.2%	100.0%
	SUCCESSFUL	Count	6	8	31	11	9	65
		% within TermRsn	9.2%	12.3%	47.7%	16.9%	13.8%	100.0%
	UNSUCCESSFUL - CLOSED BY COURT	Count	0	1	1	1	0	3
		% within TermRsn	.0%	33.3%	33.3%	33.3%	.0%	100.0%
	UNSUCCESSFUL - REMANDED TO JAIL	Count	0	0	0	1	0	1
		% within TermRsn	.0%	.0%	.0%	100.0%	.0%	100.0%
Total		Count	6	11	48	28	11	104
		% within TermRsn	5.8%	10.6%	46.2%	26.9%	10.6%	100.0%

TermRsn * EDUCATION / EMPLOYMENT

			EDUCATION / EMPLOYMENT					
			VERY LOW	LOW	MODERATE	HIGH	VERY HIGH	Total
TermRsn	REVOKED - CONDITION	Count	0	2	5	6	13	26
		% within TermRsn	.0%	7.7%	19.2%	23.1%	50.0%	100.0%
	REVOKED - NEW FELONY	Count	0	0	3	0	6	9
		% within TermRsn	.0%	.0%	33.3%	.0%	66.7%	100.0%
	SUCCESSFUL	Count	11	29	17	3	5	65
		% within TermRsn	16.9%	44.6%	26.2%	4.6%	7.7%	100.0%
	UNSUCCESSFUL - CLOSED BY COURT	Count	0	0	2	0	1	3
		% within TermRsn	.0%	.0%	66.7%	.0%	33.3%	100.0%
	UNSUCCESSFUL - REMANDED TO JAIL	Count	0	0	0	0	1	1
		% within TermRsn	.0%	.0%	.0%	.0%	100.0%	100.0%
Total		Count	11	31	27	9	26	104
		% within TermRsn	10.6%	29.8%	26.0%	8.7%	25.0%	100.0%

TermRsn * FINANCIAL

			FINANCIAL			
			VERY LOW	MODERATE	VERY HIGH	Total
TermRsn	REVOKED - CONDITION	Count	1	17	8	26
		% within TermRsn	3.8%	65.4%	30.8%	100.0%
	REVOKED - NEW FELONY	Count	2	5	2	9
		% within TermRsn	22.2%	55.6%	22.2%	100.0%
	SUCCESSFUL	Count	24	29	12	65
		% within TermRsn	36.9%	44.6%	18.5%	100.0%
	UNSUCCESSFUL - CLOSED BY COURT	Count	0	2	1	3
		% within TermRsn	.0%	66.7%	33.3%	100.0%
	UNSUCCESSFUL - REMANDED TO JAIL	Count	0	1	0	1
		% within TermRsn	.0%	100.0%	.0%	100.0%
Total		Count	27	54	23	104
		% within TermRsn	26.0%	51.9%	22.1%	100.0%

TermRsn * FAMILY / MARITAL

			FAMILY / MARITAL					
			VERY LOW	LOW	MODERATE	HIGH	VERY HIGH	Total
TermRsn	REVOKED - CONDITION	Count	2	2	5	9	8	26
		% within TermRsn	7.7%	7.7%	19.2%	34.6%	30.8%	100.0%
	REVOKED - NEW FELONY	Count	0	2	1	4	2	9
		% within TermRsn	.0%	22.2%	11.1%	44.4%	22.2%	100.0%
	SUCCESSFUL	Count	11	20	14	18	2	65
		% within TermRsn	16.9%	30.8%	21.5%	27.7%	3.1%	100.0%
	UNSUCCESSFUL - CLOSED BY COURT	Count	0	0	0	2	1	3
		% within TermRsn	.0%	.0%	.0%	66.7%	33.3%	100.0%
	UNSUCCESSFUL - REMANDED TO JAIL	Count	0	0	1	0	0	1
		% within TermRsn	.0%	.0%	100.0%	.0%	.0%	100.0%
Total		Count	13	24	21	33	13	104
		% within TermRsn	12.5%	23.1%	20.2%	31.7%	12.5%	100.0%

TermRsn * ACCOMMODATION

			ACCOMMODATION				
			VERY LOW	LOW	HIGH	VERY HIGH	Total
TermRsn	REVOKED - CONDITION	Count	9	7	5	5	26
		% within TermRsn	34.6%	26.9%	19.2%	19.2%	100.0%
	REVOKED - NEW FELONY	Count	4	1	3	1	9
		% within TermRsn	44.4%	11.1%	33.3%	11.1%	100.0%
	SUCCESSFUL	Count	51	12	2	0	65
		% within TermRsn	78.5%	18.5%	3.1%	.0%	100.0%
	UNSUCCESSFUL - CLOSED BY COURT	Count	0	2	0	1	3
		% within TermRsn	.0%	66.7%	.0%	33.3%	100.0%
	UNSUCCESSFUL - REMANDED TO JAIL	Count	0	1	0	0	1
		% within TermRsn	.0%	100.0%	.0%	.0%	100.0%
Total		Count	64	23	10	7	104
		% within TermRsn	61.5%	22.1%	9.6%	6.7%	100.0%

TermRsn * LEISURE / RECREATION

			LEISURE / RECREATION			
			VERY LOW	MODERATE	VERY HIGH	Total
TermRsn	REVOKED - CONDITION	Count	0	2	24	26
		% within TermRsn	.0%	7.7%	92.3%	100.0%
	REVOKED - NEW FELONY	Count	0	0	9	9
		% within TermRsn	.0%	.0%	100.0%	100.0%
	SUCCESSFUL	Count	5	41	19	65
		% within TermRsn	7.7%	63.1%	29.2%	100.0%
	UNSUCCESSFUL - CLOSED BY COURT	Count	0	0	3	3
		% within TermRsn	.0%	.0%	100.0%	100.0%
	UNSUCCESSFUL - REMANDED TO JAIL	Count	0	0	1	1
		% within TermRsn	.0%	.0%	100.0%	100.0%
Total		Count	5	43	56	104
		% within TermRsn	4.8%	41.3%	53.8%	100.0%

TermRsn * COMPANIONS

			COMPANIONS				
			VERY LOW	LOW	MODERATE	VERY HIGH	Total
TermRsn	REVOKED - CONDITION	Count	2	0	2	22	26
		% within TermRsn	7.7%	.0%	7.7%	84.6%	100.0%
	REVOKED - NEW FELONY	Count	0	0	1	8	9
		% within TermRsn	.0%	.0%	11.1%	88.9%	100.0%
	SUCCESSFUL	Count	16	13	23	13	65
		% within TermRsn	24.6%	20.0%	35.4%	20.0%	100.0%
	UNSUCCESSFUL - CLOSED BY COURT	Count	0	1	0	2	3
		% within TermRsn	.0%	33.3%	.0%	66.7%	100.0%
	UNSUCCESSFUL - REMANDED TO JAIL	Count	0	0	0	1	1
		% within TermRsn	.0%	.0%	.0%	100.0%	100.0%
Total		Count	18	14	26	46	104
		% within TermRsn	17.3%	13.5%	25.0%	44.2%	100.0%

TermRsn * ALCOHOL / DRUG PROBLEM

			ALCOHOL / DRUG PROBLEM					
			VERY LOW	LOW	MODERATE	HIGH	VERY HIGH	Total
TermRsn	REVOKED - CONDITION	Count	6	7	6	5	2	26
		% within TermRsn	23.1%	26.9%	23.1%	19.2%	7.7%	100.0%
	REVOKED - NEW FELONY	Count	1	1	2	4	1	9
		% within TermRsn	11.1%	11.1%	22.2%	44.4%	11.1%	100.0%
	SUCCESSFUL	Count	19	31	7	6	2	65
		% within TermRsn	29.2%	47.7%	10.8%	9.2%	3.1%	100.0%
	UNSUCCESSFUL - CLOSED BY COURT	Count	0	0	1	1	1	3
		% within TermRsn	.0%	.0%	33.3%	33.3%	33.3%	100.0%
	UNSUCCESSFUL - REMANDED TO JAIL	Count	0	0	0	1	0	1
		% within TermRsn	.0%	.0%	.0%	100.0%	.0%	100.0%
Total		Count	26	39	16	17	6	104
		% within TermRsn	25.0%	37.5%	15.4%	16.3%	5.8%	100.0%

TermRsn * EMOTIONAL / PERSONAL

			EMOTIONAL / PERSONAL				
			VERY LOW	LOW	MODERATE	VERY HIGH	Total
TermRsn	REVOKED - CONDITION	Count	9	3	9	5	26
		% within TermRsn	34.6%	11.5%	34.6%	19.2%	100.0%
	REVOKED - NEW FELONY	Count	1	3	2	3	9
		% within TermRsn	11.1%	33.3%	22.2%	33.3%	100.0%
	SUCCESSFUL	Count	22	19	20	4	65
		% within TermRsn	33.8%	29.2%	30.8%	6.2%	100.0%
	UNSUCCESSFUL - CLOSED BY COURT	Count	0	0	2	1	3
		% within TermRsn	.0%	.0%	66.7%	33.3%	100.0%
	UNSUCCESSFUL - REMANDED TO JAIL	Count	0	0	1	0	1
		% within TermRsn	.0%	.0%	100.0%	.0%	100.0%
Total		Count	32	25	34	13	104
		% within TermRsn	30.8%	24.0%	32.7%	12.5%	100.0%

TermRsn * ATTITUDES / ORIENTATION

			ATTITUDES / ORIENTATION					
			VERY LOW	LOW	MODERATE	HIGH	VERY HIGH	Total
TermRsn	REVOKED - CONDITION	Count	0	1	3	18	4	26
		% within TermRsn	.0%	3.8%	11.5%	69.2%	15.4%	100.0%
	REVOKED - NEW FELONY	Count	0	1	1	5	2	9
		% within TermRsn	.0%	11.1%	11.1%	55.6%	22.2%	100.0%
	SUCCESSFUL	Count	35	11	4	12	3	65
		% within TermRsn	53.8%	16.9%	6.2%	18.5%	4.6%	100.0%
	UNSUCCESSFUL - CLOSED BY COURT	Count	0	0	0	0	3	3
		% within TermRsn	.0%	.0%	.0%	.0%	100.0%	100.0%
	UNSUCCESSFUL - REMANDED TO JAIL	Count	0	0	0	1	0	1
		% within TermRsn	.0%	.0%	.0%	100.0%	.0%	100.0%
Total		Count	35	13	8	36	12	104
		% within TermRsn	33.7%	12.5%	7.7%	34.6%	11.5%	100.0%

TermRsn * Supervision Level

			Supervision Level				
			ISL I	ISL II	ISL III	ISL IV	Total
TermRsn	REVOKED - CONDITION	Count	13	10	3	0	26
		% within TermRsn	50.0%	38.5%	11.5%	.0%	100.0%
	REVOKED - NEW FELONY	Count	7	2	0	0	9
		% within TermRsn	77.8%	22.2%	.0%	.0%	100.0%
	SUCCESSFUL	Count	4	15	18	28	65
		% within TermRsn	6.2%	23.1%	27.7%	43.1%	100.0%
	UNSUCCESSFUL - CLOSED BY COURT	Count	3	0	0	0	3
		% within TermRsn	100.0%	.0%	.0%	.0%	100.0%
	UNSUCCESSFUL - REMANDED TO JAIL	Count	1	0	0	0	1
		% within TermRsn	100.0%	.0%	.0%	.0%	100.0%
Total		Count	28	27	21	28	104
		% within TermRsn	26.9%	26.0%	20.2%	26.9%	100.0%

12TH DISTRICT

TermRsn * CRIMINAL HISTORY

			CRIMINAL HISTORY					
			VERY LOW	LOW	MODERATE	HIGH	VERY HIGH	Total
TermRsn	REVOKED - CONDITION	Count	0	2	3	2	1	8
		% within TermRsn	.0%	25.0%	37.5%	25.0%	12.5%	100.0%
	REVOKED - NEW FELONY	Count	0	1	1	1	1	4
		% within TermRsn	.0%	25.0%	25.0%	25.0%	25.0%	100.0%
	REVOKED - NEW MISDEMEANOR	Count	0	0	1	0	0	1
		% within TermRsn	.0%	.0%	100.0%	.0%	.0%	100.0%
	SUCCESSFUL	Count	5	6	7	2	2	22
		% within TermRsn	22.7%	27.3%	31.8%	9.1%	9.1%	100.0%
	UNSUCCESSFUL - CLOSED BY COURT	Count	0	1	0	0	0	1
		% within TermRsn	.0%	100.0%	.0%	.0%	.0%	100.0%
	UNSUCCESSFUL - REMANDED TO JAIL	Count	0	0	0	0	1	1
		% within TermRsn	.0%	.0%	.0%	.0%	100.0%	100.0%
Total		Count	5	10	12	5	5	37
		% within TermRsn	13.5%	27.0%	32.4%	13.5%	13.5%	100.0%

TermRsn * EDUCATION / EMPLOYMENT

			EDUCATION / EMPLOYMENT					
			VERY LOW	LOW	MODERATE	HIGH	VERY HIGH	Total
TermRsn	REVOKED - CONDITION	Count	0	2	1	1	4	8
		% within TermRsn	.0%	25.0%	12.5%	12.5%	50.0%	100.0%
	REVOKED - NEW FELONY	Count	1	1	0	1	1	4
		% within TermRsn	25.0%	25.0%	.0%	25.0%	25.0%	100.0%
	REVOKED - NEW MISDEMEANOR	Count	0	1	0	0	0	1
		% within TermRsn	.0%	100.0%	.0%	.0%	.0%	100.0%
	SUCCESSFUL	Count	8	8	5	0	1	22
		% within TermRsn	36.4%	36.4%	22.7%	.0%	4.5%	100.0%
	UNSUCCESSFUL - CLOSED BY COURT	Count	0	0	0	0	1	1
		% within TermRsn	.0%	.0%	.0%	.0%	100.0%	100.0%
	UNSUCCESSFUL - REMANDED TO JAIL	Count	0	0	0	1	0	1
		% within TermRsn	.0%	.0%	.0%	100.0%	.0%	100.0%
Total		Count	9	12	6	3	7	37
		% within TermRsn	24.3%	32.4%	16.2%	8.1%	18.9%	100.0%

TermRsn * FINANCIAL

			FINANCIAL			
			VERY LOW	MODERATE	VERY HIGH	Total
TermRsn REVOKED - CONDITION	Count	1	5	2	8	
	% within TermRsn	12.5%	62.5%	25.0%	100.0%	
REVOKED - NEW FELONY	Count	1	3	0	4	
	% within TermRsn	25.0%	75.0%	.0%	100.0%	
REVOKED - NEW MISDEMEANOR	Count	1	0	0	1	
	% within TermRsn	100.0%	.0%	.0%	100.0%	
SUCCESSFUL	Count	10	11	1	22	
	% within TermRsn	45.5%	50.0%	4.5%	100.0%	
UNSUCCESSFUL - CLOSED BY COURT	Count	0	0	1	1	
	% within TermRsn	.0%	.0%	100.0%	100.0%	
UNSUCCESSFUL - REMANDED TO JAIL	Count	0	1	0	1	
	% within TermRsn	.0%	100.0%	.0%	100.0%	
Total	Count	13	20	4	37	
	% within TermRsn	35.1%	54.1%	10.8%	100.0%	

TermRsn * FAMILY / MARITAL

			FAMILY / MARITAL				
			VERY LOW	LOW	MODERATE	HIGH	VERY HIGH
TermRsn REVOKED - CONDITION	Count	0	4	1	2	1	8
	% within TermRsn	.0%	50.0%	12.5%	25.0%	12.5%	100.0%
REVOKED - NEW FELONY	Count	0	1	0	2	1	4
	% within TermRsn	.0%	25.0%	.0%	50.0%	25.0%	100.0%
REVOKED - NEW MISDEMEANOR	Count	0	0	1	0	0	1
	% within TermRsn	.0%	.0%	100.0%	.0%	.0%	100.0%
SUCCESSFUL	Count	4	14	4	0	0	22
	% within TermRsn	18.2%	63.6%	18.2%	.0%	.0%	100.0%
UNSUCCESSFUL - CLOSED BY COURT	Count	0	0	0	1	0	1
	% within TermRsn	.0%	.0%	.0%	100.0%	.0%	100.0%
UNSUCCESSFUL - REMANDED TO JAIL	Count	0	0	0	1	0	1
	% within TermRsn	.0%	.0%	.0%	100.0%	.0%	100.0%
Total	Count	4	19	6	6	2	37
	% within TermRsn	10.8%	51.4%	16.2%	16.2%	5.4%	100.0%

TermRsn * ACCOMMODATION

			ACCOMMODATION				
			VERY LOW	LOW	HIGH	VERY HIGH	Total
TermRsn	REVOKED - CONDITION	Count	4	3	0	1	8
		% within TermRsn	50.0%	37.5%	.0%	12.5%	100.0%
	REVOKED - NEW FELONY	Count	2	1	1	0	4
		% within TermRsn	50.0%	25.0%	25.0%	.0%	100.0%
	REVOKED - NEW MISDEMEANOR	Count	0	0	1	0	1
		% within TermRsn	.0%	.0%	100.0%	.0%	100.0%
	SUCCESSFUL	Count	20	1	1	0	22
		% within TermRsn	90.9%	4.5%	4.5%	.0%	100.0%
	UNSUCCESSFUL - CLOSED BY COURT	Count	0	0	1	0	1
		% within TermRsn	.0%	.0%	100.0%	.0%	100.0%
	UNSUCCESSFUL - REMANDED TO JAIL	Count	0	0	1	0	1
		% within TermRsn	.0%	.0%	100.0%	.0%	100.0%
Total		Count	26	5	5	1	37
		% within TermRsn	70.3%	13.5%	13.5%	2.7%	100.0%

TermRsn * LEISURE / RECREATION

			LEISURE / RECREATION			
			VERY LOW	MODERATE	VERY HIGH	Total
TermRsn	REVOKED - CONDITION	Count	0	3	5	8
		% within TermRsn	.0%	37.5%	62.5%	100.0%
	REVOKED - NEW FELONY	Count	1	2	1	4
		% within TermRsn	25.0%	50.0%	25.0%	100.0%
	REVOKED - NEW MISDEMEANOR	Count	0	0	1	1
		% within TermRsn	.0%	.0%	100.0%	100.0%
	SUCCESSFUL	Count	8	13	1	22
		% within TermRsn	36.4%	59.1%	4.5%	100.0%
	UNSUCCESSFUL - CLOSED BY COURT	Count	0	1	0	1
		% within TermRsn	.0%	100.0%	.0%	100.0%
	UNSUCCESSFUL - REMANDED TO JAIL	Count	0	0	1	1
		% within TermRsn	.0%	.0%	100.0%	100.0%
Total		Count	9	19	9	37
		% within TermRsn	24.3%	51.4%	24.3%	100.0%

TermRsn * COMPANIONS

			COMPANIONS				
			VERY LOW	LOW	MODERATE	VERY HIGH	Total
TermRsn	REVOKED - CONDITION	Count	0	1	3	4	8
		% within TermRsn	.0%	12.5%	37.5%	50.0%	100.0%
	REVOKED - NEW FELONY	Count	0	0	3	1	4
		% within TermRsn	.0%	.0%	75.0%	25.0%	100.0%
	REVOKED - NEW MISDEMEANOR	Count	0	0	0	1	1
		% within TermRsn	.0%	.0%	.0%	100.0%	100.0%
	SUCCESSFUL	Count	4	9	8	1	22
		% within TermRsn	18.2%	40.9%	36.4%	4.5%	100.0%
	UNSUCCESSFUL - CLOSED BY COURT	Count	0	0	1	0	1
		% within TermRsn	.0%	.0%	100.0%	.0%	100.0%
	UNSUCCESSFUL - REMANDED TO JAIL	Count	0	0	1	0	1
		% within TermRsn	.0%	.0%	100.0%	.0%	100.0%
Total	Count	4	10	16	7	37	
	% within TermRsn	10.8%	27.0%	43.2%	18.9%	100.0%	

TermRsn * ALCOHOL / DRUG PROBLEM

			ALCOHOL / DRUG PROBLEM				
			VERY LOW	LOW	MODERATE	HIGH	Total
TermRsn	REVOKED - CONDITION	Count	2	0	5	1	8
		% within TermRsn	25.0%	.0%	62.5%	12.5%	100.0%
	REVOKED - NEW FELONY	Count	0	2	0	2	4
		% within TermRsn	.0%	50.0%	.0%	50.0%	100.0%
	REVOKED - NEW MISDEMEANOR	Count	0	0	1	0	1
		% within TermRsn	.0%	.0%	100.0%	.0%	100.0%
	SUCCESSFUL	Count	6	12	4	0	22
		% within TermRsn	27.3%	54.5%	18.2%	.0%	100.0%
	UNSUCCESSFUL - CLOSED BY COURT	Count	0	0	1	0	1
		% within TermRsn	.0%	.0%	100.0%	.0%	100.0%
	UNSUCCESSFUL - REMANDED TO JAIL	Count	1	0	0	0	1
		% within TermRsn	100.0%	.0%	.0%	.0%	100.0%
Total	Count	9	14	11	3	37	
	% within TermRsn	24.3%	37.8%	29.7%	8.1%	100.0%	

TermRsn * EMOTIONAL / PERSONAL

			EMOTIONAL / PERSONAL				
			VERY LOW	LOW	MODERATE	VERY HIGH	Total
TermRsn	REVOKED - CONDITION	Count	1	1	4	2	8
		% within TermRsn	12.5%	12.5%	50.0%	25.0%	100.0%
	REVOKED - NEW FELONY	Count	0	2	2	0	4
		% within TermRsn	.0%	50.0%	50.0%	.0%	100.0%
	REVOKED - NEW MISDEMEANOR	Count	0	1	0	0	1
		% within TermRsn	.0%	100.0%	.0%	.0%	100.0%
	SUCCESSFUL	Count	5	9	7	1	22
		% within TermRsn	22.7%	40.9%	31.8%	4.5%	100.0%
	UNSUCCESSFUL - CLOSED BY COURT	Count	0	0	1	0	1
		% within TermRsn	.0%	.0%	100.0%	.0%	100.0%
	UNSUCCESSFUL - REMANDED TO JAIL	Count	0	1	0	0	1
		% within TermRsn	.0%	100.0%	.0%	.0%	100.0%
Total	Count	6	14	14	3	37	
	% within TermRsn	16.2%	37.8%	37.8%	8.1%	100.0%	

TermRsn * ATTITUDES / ORIENTATION

			ATTITUDES / ORIENTATION					
			VERY LOW	LOW	MODERATE	HIGH	VERY HIGH	Total
TermRsn	REVOKED - CONDITION	Count	1	0	3	1	3	8
		% within TermRsn	12.5%	.0%	37.5%	12.5%	37.5%	100.0%
	REVOKED - NEW FELONY	Count	1	2	0	1	0	4
		% within TermRsn	25.0%	50.0%	.0%	25.0%	.0%	100.0%
	REVOKED - NEW MISDEMEANOR	Count	0	0	1	0	0	1
		% within TermRsn	.0%	.0%	100.0%	.0%	.0%	100.0%
	SUCCESSFUL	Count	10	8	4	0	0	22
		% within TermRsn	45.5%	36.4%	18.2%	.0%	.0%	100.0%
	UNSUCCESSFUL - CLOSED BY COURT	Count	0	1	0	0	0	1
		% within TermRsn	.0%	100.0%	.0%	.0%	.0%	100.0%
	UNSUCCESSFUL - REMANDED TO JAIL	Count	0	0	0	1	0	1
		% within TermRsn	.0%	.0%	.0%	100.0%	.0%	100.0%
Total	Count	12	11	8	3	3	37	
	% within TermRsn	32.4%	29.7%	21.6%	8.1%	8.1%	100.0%	

TermRsn * Supervision Level

			Supervision Level				
			ISL I	ISL II	ISL III	ISL IV	Total
TermRsn	REVOKED - CONDITION	Count	2	5	0	1	8
		% within TermRsn	25.0%	62.5%	.0%	12.5%	100.0%
	REVOKED - NEW FELONY	Count	0	2	2	0	4
		% within TermRsn	.0%	50.0%	50.0%	.0%	100.0%
	REVOKED - NEW MISDEMEANOR	Count	0	1	0	0	1
		% within TermRsn	.0%	100.0%	.0%	.0%	100.0%
	SUCCESSFUL	Count	0	0	6	16	22
		% within TermRsn	.0%	.0%	27.3%	72.7%	100.0%
	UNSUCCESSFUL - CLOSED BY COURT	Count	0	1	0	0	1
		% within TermRsn	.0%	100.0%	.0%	.0%	100.0%
	UNSUCCESSFUL - REMANDED TO JAIL	Count	0	1	0	0	1
		% within TermRsn	.0%	100.0%	.0%	.0%	100.0%
Total		Count	2	10	8	17	37
		% within TermRsn	5.4%	27.0%	21.6%	45.9%	100.0%

13TH DISTRICT

TermRsn * CRIMINAL HISTORY

			CRIMINAL HISTORY					
			VERY LOW	LOW	MODERATE	HIGH	VERY HIGH	Total
TermRsn DEATH	Count		0	0	1	0	0	1
	% within TermRsn		.0%	.0%	100.0%	.0%	.0%	100.0%
REVOKED - CONDITION	Count		0	2	8	0	3	13
	% within TermRsn		.0%	15.4%	61.5%	.0%	23.1%	100.0%
REVOKED - NEW FELONY	Count		0	0	2	0	0	2
	% within TermRsn		.0%	.0%	100.0%	.0%	.0%	100.0%
REVOKED - NEW MISDEMEANOR	Count		0	0	2	1	0	3
	% within TermRsn		.0%	.0%	66.7%	33.3%	.0%	100.0%
SUCCESSFUL	Count		17	7	26	6	4	60
	% within TermRsn		28.3%	11.7%	43.3%	10.0%	6.7%	100.0%
UNSUCCESSFUL - CLOSED BY COURT	Count		0	0	5	0	1	6
	% within TermRsn		.0%	.0%	83.3%	.0%	16.7%	100.0%
UNSUCCESSFUL - REMANDED TO JAIL	Count		0	0	1	0	0	1
	% within TermRsn		.0%	.0%	100.0%	.0%	.0%	100.0%
Total	Count		17	9	45	7	8	86
	% within TermRsn		19.8%	10.5%	52.3%	8.1%	9.3%	100.0%

TermRsn * EDUCATION / EMPLOYMENT

			EDUCATION / EMPLOYMENT					
			VERY LOW	LOW	MODERATE	HIGH	VERY HIGH	Total
TermRsn DEATH	Count		0	0	1	0	0	1
	% within TermRsn		.0%	.0%	100.0%	.0%	.0%	100.0%
REVOKED - CONDITION	Count		1	0	2	4	6	13
	% within TermRsn		7.7%	.0%	15.4%	30.8%	46.2%	100.0%
REVOKED - NEW FELONY	Count		1	0	1	0	0	2
	% within TermRsn		50.0%	.0%	50.0%	.0%	.0%	100.0%
REVOKED - NEW MISDEMEANOR	Count		0	0	2	0	1	3
	% within TermRsn		.0%	.0%	66.7%	.0%	33.3%	100.0%
SUCCESSFUL	Count		20	14	17	5	4	60
	% within TermRsn		33.3%	23.3%	28.3%	8.3%	6.7%	100.0%
UNSUCCESSFUL - CLOSED BY COURT	Count		0	1	3	1	1	6
	% within TermRsn		.0%	16.7%	50.0%	16.7%	16.7%	100.0%
UNSUCCESSFUL - REMANDED TO JAIL	Count		0	0	0	0	1	1
	% within TermRsn		.0%	.0%	.0%	.0%	100.0%	100.0%
Total	Count		22	15	26	10	13	86
	% within TermRsn		25.6%	17.4%	30.2%	11.6%	15.1%	100.0%

TermRsn * FINANCIAL

			FINANCIAL			
			VERY LOW	MODERATE	VERY HIGH	Total
TermRsn	DEATH	Count	0	1	0	1
		% within TermRsn	.0%	100.0%	.0%	100.0%
	REVOKED - CONDITION	Count	5	4	4	13
		% within TermRsn	38.5%	30.8%	30.8%	100.0%
	REVOKED - NEW FELONY	Count	1	1	0	2
		% within TermRsn	50.0%	50.0%	.0%	100.0%
	REVOKED - NEW MISDEMEANOR	Count	0	3	0	3
		% within TermRsn	.0%	100.0%	.0%	100.0%
	SUCCESSFUL	Count	31	19	10	60
		% within TermRsn	51.7%	31.7%	16.7%	100.0%
	UNSUCCESSFUL - CLOSED BY COURT	Count	3	2	1	6
		% within TermRsn	50.0%	33.3%	16.7%	100.0%
	UNSUCCESSFUL - REMANDED TO JAIL	Count	0	1	0	1
		% within TermRsn	.0%	100.0%	.0%	100.0%
Total		Count	40	31	15	86
		% within TermRsn	46.5%	36.0%	17.4%	100.0%

TermRsn * FAMILY / MARITAL

			FAMILY / MARITAL					
			VERY LOW	LOW	MODERATE	HIGH	VERY HIGH	Total
TermRsn	DEATH	Count	0	0	1	0	0	1
		% within TermRsn	.0%	.0%	100.0%	.0%	.0%	100.0%
	REVOKED - CONDITION	Count	0	5	4	4	0	13
		% within TermRsn	.0%	38.5%	30.8%	30.8%	.0%	100.0%
	REVOKED - NEW FELONY	Count	2	0	0	0	0	2
		% within TermRsn	100.0%	.0%	.0%	.0%	.0%	100.0%
	REVOKED - NEW MISDEMEANOR	Count	0	1	0	0	2	3
		% within TermRsn	.0%	33.3%	.0%	.0%	66.7%	100.0%
	SUCCESSFUL	Count	18	17	16	8	1	60
		% within TermRsn	30.0%	28.3%	26.7%	13.3%	1.7%	100.0%
	UNSUCCESSFUL - CLOSED BY COURT	Count	0	2	2	2	0	6
		% within TermRsn	.0%	33.3%	33.3%	33.3%	.0%	100.0%
	UNSUCCESSFUL - REMANDED TO JAIL	Count	0	0	0	1	0	1
		% within TermRsn	.0%	.0%	.0%	100.0%	.0%	100.0%
Total		Count	20	25	23	15	3	86
		% within TermRsn	23.3%	29.1%	26.7%	17.4%	3.5%	100.0%

TermRsn * ACCOMMODATION

			ACCOMMODATION				
			VERY LOW	LOW	HIGH	VERY HIGH	Total
TermRsn DEATH	Count	1	0	0	0	1	
	% within TermRsn	100.0%	.0%	.0%	.0%	100.0%	
REVOKED - CONDITION	Count	5	6	2	0	13	
	% within TermRsn	38.5%	46.2%	15.4%	.0%	100.0%	
REVOKED - NEW FELONY	Count	1	0	0	1	2	
	% within TermRsn	50.0%	.0%	.0%	50.0%	100.0%	
REVOKED - NEW MISDEMEANOR	Count	1	0	2	0	3	
	% within TermRsn	33.3%	.0%	66.7%	.0%	100.0%	
SUCCESSFUL	Count	43	15	1	1	60	
	% within TermRsn	71.7%	25.0%	1.7%	1.7%	100.0%	
UNSUCCESSFUL - CLOSED BY COURT	Count	5	0	0	1	6	
	% within TermRsn	83.3%	.0%	.0%	16.7%	100.0%	
UNSUCCESSFUL - REMANDED TO JAIL	Count	0	1	0	0	1	
	% within TermRsn	.0%	100.0%	.0%	.0%	100.0%	
Total	Count	56	22	5	3	86	
	% within TermRsn	65.1%	25.6%	5.8%	3.5%	100.0%	

TermRsn * LEISURE / RECREATION

			LEISURE / RECREATION			
			VERY LOW	MODERATE	VERY HIGH	Total
TermRsn DEATH	Count	0	0	1	1	
	% within TermRsn	.0%	.0%	100.0%	100.0%	
REVOKED - CONDITION	Count	1	3	9	13	
	% within TermRsn	7.7%	23.1%	69.2%	100.0%	
REVOKED - NEW FELONY	Count	0	1	1	2	
	% within TermRsn	.0%	50.0%	50.0%	100.0%	
REVOKED - NEW MISDEMEANOR	Count	0	1	2	3	
	% within TermRsn	.0%	33.3%	66.7%	100.0%	
SUCCESSFUL	Count	10	30	20	60	
	% within TermRsn	16.7%	50.0%	33.3%	100.0%	
UNSUCCESSFUL - CLOSED BY COURT	Count	1	3	2	6	
	% within TermRsn	16.7%	50.0%	33.3%	100.0%	
UNSUCCESSFUL - REMANDED TO JAIL	Count	0	0	1	1	
	% within TermRsn	.0%	.0%	100.0%	100.0%	
Total	Count	12	38	36	86	
	% within TermRsn	14.0%	44.2%	41.9%	100.0%	

TermRsn * COMPANIONS

			COMPANIONS				
			VERY LOW	LOW	MODERATE	VERY HIGH	Total
TermRsn	DEATH	Count	0	0	0	1	1
		% within TermRsn	.0%	.0%	.0%	100.0%	100.0%
	REVOKED - CONDITION	Count	0	1	0	12	13
		% within TermRsn	.0%	7.7%	.0%	92.3%	100.0%
	REVOKED - NEW FELONY	Count	0	0	1	1	2
		% within TermRsn	.0%	.0%	50.0%	50.0%	100.0%
	REVOKED - NEW MISDEMEANOR	Count	0	0	1	2	3
		% within TermRsn	.0%	.0%	33.3%	66.7%	100.0%
	SUCCESSFUL	Count	20	13	18	9	60
		% within TermRsn	33.3%	21.7%	30.0%	15.0%	100.0%
	UNSUCCESSFUL - CLOSED BY COURT	Count	2	0	3	1	6
		% within TermRsn	33.3%	.0%	50.0%	16.7%	100.0%
	UNSUCCESSFUL - REMANDED TO JAIL	Count	0	0	0	1	1
		% within TermRsn	.0%	.0%	.0%	100.0%	100.0%
Total		Count	22	14	23	27	86
		% within TermRsn	25.6%	16.3%	26.7%	31.4%	100.0%

TermRsn * ALCOHOL / DRUG PROBLEM

			ALCOHOL / DRUG PROBLEM					
			VERY LOW	LOW	MODERATE	HIGH	VERY HIGH	Total
TermRsn	DEATH	Count	0	1	0	0	0	1
		% within TermRsn	.0%	100.0%	.0%	.0%	.0%	100.0%
	REVOKED - CONDITION	Count	1	4	5	2	1	13
		% within TermRsn	7.7%	30.8%	38.5%	15.4%	7.7%	100.0%
	REVOKED - NEW FELONY	Count	0	0	1	0	1	2
		% within TermRsn	.0%	.0%	50.0%	.0%	50.0%	100.0%
	REVOKED - NEW MISDEMEANOR	Count	0	0	1	1	1	3
		% within TermRsn	.0%	.0%	33.3%	33.3%	33.3%	100.0%
	SUCCESSFUL	Count	25	23	8	3	1	60
		% within TermRsn	41.7%	38.3%	13.3%	5.0%	1.7%	100.0%
	UNSUCCESSFUL - CLOSED BY COURT	Count	0	4	2	0	0	6
		% within TermRsn	.0%	66.7%	33.3%	.0%	.0%	100.0%
	UNSUCCESSFUL - REMANDED TO JAIL	Count	0	1	0	0	0	1
		% within TermRsn	.0%	100.0%	.0%	.0%	.0%	100.0%
Total		Count	26	33	17	6	4	86
		% within TermRsn	30.2%	38.4%	19.8%	7.0%	4.7%	100.0%

TermRsn * EMOTIONAL / PERSONAL

			EMOTIONAL / PERSONAL				
			VERY LOW	LOW	MODERATE	VERY HIGH	Total
TermRsn	DEATH	Count	0	1	0	0	1
		% within TermRsn	.0%	100.0%	.0%	.0%	100.0%
	REVOKED - CONDITION	Count	5	3	4	1	13
		% within TermRsn	38.5%	23.1%	30.8%	7.7%	100.0%
	REVOKED - NEW FELONY	Count	1	0	1	0	2
		% within TermRsn	50.0%	.0%	50.0%	.0%	100.0%
	REVOKED - NEW MISDEMEANOR	Count	1	0	2	0	3
		% within TermRsn	33.3%	.0%	66.7%	.0%	100.0%
	SUCCESSFUL	Count	27	14	17	2	60
		% within TermRsn	45.0%	23.3%	28.3%	3.3%	100.0%
	UNSUCCESSFUL - CLOSED BY COURT	Count	4	2	0	0	6
		% within TermRsn	66.7%	33.3%	.0%	.0%	100.0%
	UNSUCCESSFUL - REMANDED TO JAIL	Count	1	0	0	0	1
		% within TermRsn	100.0%	.0%	.0%	.0%	100.0%
Total		Count	39	20	24	3	86
		% within TermRsn	45.3%	23.3%	27.9%	3.5%	100.0%

TermRsn * ATTITUDES / ORIENTATION

			ATTITUDES / ORIENTATION					
			VERY LOW	LOW	MODERATE	HIGH	VERY HIGH	Total
TermRsn	DEATH	Count	0	0	0	0	1	1
		% within TermRsn	.0%	.0%	.0%	.0%	100.0%	100.0%
	REVOKED - CONDITION	Count	3	0	4	5	1	13
		% within TermRsn	23.1%	.0%	30.8%	38.5%	7.7%	100.0%
	REVOKED - NEW FELONY	Count	1	0	0	1	0	2
		% within TermRsn	50.0%	.0%	.0%	50.0%	.0%	100.0%
	REVOKED - NEW MISDEMEANOR	Count	0	0	1	2	0	3
		% within TermRsn	.0%	.0%	33.3%	66.7%	.0%	100.0%
	SUCCESSFUL	Count	37	13	5	3	2	60
		% within TermRsn	61.7%	21.7%	8.3%	5.0%	3.3%	100.0%
	UNSUCCESSFUL - CLOSED BY COURT	Count	2	0	1	3	0	6
		% within TermRsn	33.3%	.0%	16.7%	50.0%	.0%	100.0%
	UNSUCCESSFUL - REMANDED TO JAIL	Count	0	0	1	0	0	1
		% within TermRsn	.0%	.0%	100.0%	.0%	.0%	100.0%
Total		Count	43	13	12	14	4	86
		% within TermRsn	50.0%	15.1%	14.0%	16.3%	4.7%	100.0%

TermRsn * Supervision Level

			Supervision Level				
			ISL I	ISL II	ISL III	ISL IV	Total
TermRsn DEATH	Count	0	1	0	0	1	
	% within TermRsn	.0%	100.0%	.0%	.0%	100.0%	
REVOKED - CONDITION	Count	5	6	1	1	13	
	% within TermRsn	38.5%	46.2%	7.7%	7.7%	100.0%	
REVOKED - NEW FELONY	Count	1	0	0	1	2	
	% within TermRsn	50.0%	.0%	.0%	50.0%	100.0%	
REVOKED - NEW MISDEMEANOR	Count	1	2	0	0	3	
	% within TermRsn	33.3%	66.7%	.0%	.0%	100.0%	
SUCCESSFUL	Count	1	9	16	34	60	
	% within TermRsn	1.7%	15.0%	26.7%	56.7%	100.0%	
UNSUCCESSFUL - CLOSED BY COURT	Count	1	1	3	1	6	
	% within TermRsn	16.7%	16.7%	50.0%	16.7%	100.0%	
UNSUCCESSFUL - REMANDED TO JAIL	Count	0	1	0	0	1	
	% within TermRsn	.0%	100.0%	.0%	.0%	100.0%	
Total	Count	9	20	20	37	86	
	% within TermRsn	10.5%	23.3%	23.3%	43.0%	100.0%	

22ND DISTRICT

TermRsn * CRIMINAL HISTORY

			CRIMINAL HISTORY					
			VERY LOW	LOW	MODERATE	HIGH	VERY HIGH	Total
TermRsn DEATH	Count		0	0	1	0	0	1
	% within TermRsn		.0%	.0%	100.0%	.0%	.0%	100.0%
REVOKED - CONDITION	Count		0	1	12	3	1	17
	% within TermRsn		.0%	5.9%	70.6%	17.6%	5.9%	100.0%
REVOKED - NEW FELONY	Count		0	1	0	1	0	2
	% within TermRsn		.0%	50.0%	.0%	50.0%	.0%	100.0%
SUCCESSFUL	Count		8	8	24	3	2	45
	% within TermRsn		17.8%	17.8%	53.3%	6.7%	4.4%	100.0%
UNSUCCESSFUL - CLOSED BY COURT	Count		0	0	1	0	0	1
	% within TermRsn		.0%	.0%	100.0%	.0%	.0%	100.0%
UNSUCCESSFUL - REMANDED TO JAIL	Count		0	0	0	0	2	2
	% within TermRsn		.0%	.0%	.0%	.0%	100.0%	100.0%
Total	Count		8	10	38	7	5	68
	% within TermRsn		11.8%	14.7%	55.9%	10.3%	7.4%	100.0%

TermRsn * EDUCATION / EMPLOYMENT

			EDUCATION / EMPLOYMENT					
			VERY LOW	LOW	MODERATE	HIGH	VERY HIGH	Total
TermRsn DEATH	Count		1	0	0	0	0	1
	% within TermRsn		100.0%	.0%	.0%	.0%	.0%	100.0%
REVOKED - CONDITION	Count		2	1	6	4	4	17
	% within TermRsn		11.8%	5.9%	35.3%	23.5%	23.5%	100.0%
REVOKED - NEW FELONY	Count		1	0	0	0	1	2
	% within TermRsn		50.0%	.0%	.0%	.0%	50.0%	100.0%
SUCCESSFUL	Count		13	14	14	2	2	45
	% within TermRsn		28.9%	31.1%	31.1%	4.4%	4.4%	100.0%
UNSUCCESSFUL - CLOSED BY COURT	Count		0	0	1	0	0	1
	% within TermRsn		.0%	.0%	100.0%	.0%	.0%	100.0%
UNSUCCESSFUL - REMANDED TO JAIL	Count		0	0	0	2	0	2
	% within TermRsn		.0%	.0%	.0%	100.0%	.0%	100.0%
Total	Count		17	15	21	8	7	68
	% within TermRsn		25.0%	22.1%	30.9%	11.8%	10.3%	100.0%

TermRsn * FINANCIAL

		FINANCIAL			
		VERY LOW	MODERATE	VERY HIGH	Total
TermRsn DEATH	Count	0	1	0	1
	% within TermRsn	.0%	100.0%	.0%	100.0%
REVOKED - CONDITION	Count	1	11	5	17
	% within TermRsn	5.9%	64.7%	29.4%	100.0%
REVOKED - NEW FELONY	Count	1	1	0	2
	% within TermRsn	50.0%	50.0%	.0%	100.0%
SUCCESSFUL	Count	13	20	12	45
	% within TermRsn	28.9%	44.4%	26.7%	100.0%
UNSUCCESSFUL - CLOSED BY COURT	Count	0	0	1	1
	% within TermRsn	.0%	.0%	100.0%	100.0%
UNSUCCESSFUL - REMANDED TO JAIL	Count	2	0	0	2
	% within TermRsn	100.0%	.0%	.0%	100.0%
Total	Count	17	33	18	68
	% within TermRsn	25.0%	48.5%	26.5%	100.0%

TermRsn * FAMILY / MARITAL

		FAMILY / MARITAL					Total
		VERY LOW	LOW	MODERATE	HIGH	VERY HIGH	
TermRsn DEATH	Count	1	0	0	0	0	1
	% within TermRsn	100.0%	.0%	.0%	.0%	.0%	100.0%
REVOKED - CONDITION	Count	3	6	4	3	1	17
	% within TermRsn	17.6%	35.3%	23.5%	17.6%	5.9%	100.0%
REVOKED - NEW FELONY	Count	0	1	1	0	0	2
	% within TermRsn	.0%	50.0%	50.0%	.0%	.0%	100.0%
SUCCESSFUL	Count	9	17	12	6	1	45
	% within TermRsn	20.0%	37.8%	26.7%	13.3%	2.2%	100.0%
UNSUCCESSFUL - CLOSED BY COURT	Count	1	0	0	0	0	1
	% within TermRsn	100.0%	.0%	.0%	.0%	.0%	100.0%
UNSUCCESSFUL - REMANDED TO JAIL	Count	1	1	0	0	0	2
	% within TermRsn	50.0%	50.0%	.0%	.0%	.0%	100.0%
Total	Count	15	25	17	9	2	68
	% within TermRsn	22.1%	36.8%	25.0%	13.2%	2.9%	100.0%

TermRsn * ACCOMMODATION

			ACCOMMODATION				
			VERY LOW	LOW	HIGH	VERY HIGH	Total
TermRsn DEATH	Count		0	1	0	0	1
	% within TermRsn		.0%	100.0%	.0%	.0%	100.0%
REVOKED - CONDITION	Count		9	3	4	1	17
	% within TermRsn		52.9%	17.6%	23.5%	5.9%	100.0%
REVOKED - NEW FELONY	Count		2	0	0	0	2
	% within TermRsn		100.0%	.0%	.0%	.0%	100.0%
SUCCESSFUL	Count		29	8	4	4	45
	% within TermRsn		64.4%	17.8%	8.9%	8.9%	100.0%
UNSUCCESSFUL - CLOSED BY COURT	Count		0	1	0	0	1
	% within TermRsn		.0%	100.0%	.0%	.0%	100.0%
UNSUCCESSFUL - REMANDED TO JAIL	Count		2	0	0	0	2
	% within TermRsn		100.0%	.0%	.0%	.0%	100.0%
Total	Count		42	13	8	5	68
	% within TermRsn		61.8%	19.1%	11.8%	7.4%	100.0%

TermRsn * LEISURE / RECREATION

			LEISURE / RECREATION			
			VERY LOW	MODERATE	VERY HIGH	Total
TermRsn DEATH	Count		0	1	0	1
	% within TermRsn		.0%	100.0%	.0%	100.0%
REVOKED - CONDITION	Count		2	5	10	17
	% within TermRsn		11.8%	29.4%	58.8%	100.0%
REVOKED - NEW FELONY	Count		0	0	2	2
	% within TermRsn		.0%	.0%	100.0%	100.0%
SUCCESSFUL	Count		10	26	9	45
	% within TermRsn		22.2%	57.8%	20.0%	100.0%
UNSUCCESSFUL - CLOSED BY COURT	Count		0	1	0	1
	% within TermRsn		.0%	100.0%	.0%	100.0%
UNSUCCESSFUL - REMANDED TO JAIL	Count		0	1	1	2
	% within TermRsn		.0%	50.0%	50.0%	100.0%
Total	Count		12	34	22	68
	% within TermRsn		17.6%	50.0%	32.4%	100.0%

TermRsn * COMPANIONS

		COMPANIONS					
		VERY LOW	LOW	MODERATE	VERY HIGH	Total	
TermRsn DEATH	Count	0	0	1	0	1	
	% within TermRsn	.0%	.0%	100.0%	.0%	100.0%	
REVOKED - CONDITION	Count	2	3	4	8	17	
	% within TermRsn	11.8%	17.6%	23.5%	47.1%	100.0%	
REVOKED - NEW FELONY	Count	0	0	2	0	2	
	% within TermRsn	.0%	.0%	100.0%	.0%	100.0%	
SUCCESSFUL	Count	14	13	9	9	45	
	% within TermRsn	31.1%	28.9%	20.0%	20.0%	100.0%	
UNSUCCESSFUL - CLOSED BY COURT	Count	1	0	0	0	1	
	% within TermRsn	100.0%	.0%	.0%	.0%	100.0%	
UNSUCCESSFUL - REMANDED TO JAIL	Count	0	1	0	1	2	
	% within TermRsn	.0%	50.0%	.0%	50.0%	100.0%	
Total	Count	17	17	16	18	68	
	% within TermRsn	25.0%	25.0%	23.5%	26.5%	100.0%	

TermRsn * ALCOHOL / DRUG PROBLEM

		ALCOHOL / DRUG PROBLEM					
		VERY LOW	LOW	MODERATE	HIGH	VERY HIGH	Total
TermRsn DEATH	Count	0	0	1	0	0	1
	% within TermRsn	.0%	.0%	100.0%	.0%	.0%	100.0%
REVOKED - CONDITION	Count	2	2	4	4	5	17
	% within TermRsn	11.8%	11.8%	23.5%	23.5%	29.4%	100.0%
REVOKED - NEW FELONY	Count	0	0	1	0	1	2
	% within TermRsn	.0%	.0%	50.0%	.0%	50.0%	100.0%
SUCCESSFUL	Count	14	16	8	6	1	45
	% within TermRsn	31.1%	35.6%	17.8%	13.3%	2.2%	100.0%
UNSUCCESSFUL - CLOSED BY COURT	Count	0	0	1	0	0	1
	% within TermRsn	.0%	.0%	100.0%	.0%	.0%	100.0%
UNSUCCESSFUL - REMANDED TO JAIL	Count	0	1	0	0	1	2
	% within TermRsn	.0%	50.0%	.0%	.0%	50.0%	100.0%
Total	Count	16	19	15	10	8	68
	% within TermRsn	23.5%	27.9%	22.1%	14.7%	11.8%	100.0%

TermRsn * EMOTIONAL / PERSONAL

		EMOTIONAL / PERSONAL				
		VERY LOW	LOW	MODERATE	VERY HIGH	Total
TermRsn DEATH	Count	0	0	1	0	1
	% within TermRsn	.0%	.0%	100.0%	.0%	100.0%
REVOKED - CONDITION	Count	3	3	9	2	17
	% within TermRsn	17.6%	17.6%	52.9%	11.8%	100.0%
REVOKED - NEW FELONY	Count	0	1	1	0	2
	% within TermRsn	.0%	50.0%	50.0%	.0%	100.0%
SUCCESSFUL	Count	16	19	6	4	45
	% within TermRsn	35.6%	42.2%	13.3%	8.9%	100.0%
UNSUCCESSFUL - CLOSED BY COURT	Count	0	0	1	0	1
	% within TermRsn	.0%	.0%	100.0%	.0%	100.0%
UNSUCCESSFUL - REMANDED TO JAIL	Count	0	1	1	0	2
	% within TermRsn	.0%	50.0%	50.0%	.0%	100.0%
Total	Count	19	24	19	6	68
	% within TermRsn	27.9%	35.3%	27.9%	8.8%	100.0%

TermRsn * ATTITUDES / ORIENTATION

		ATTITUDES / ORIENTATION					
		VERY LOW	LOW	MODERATE	HIGH	VERY HIGH	Total
TermRsn DEATH	Count	1	0	0	0	0	1
	% within TermRsn	100.0%	.0%	.0%	.0%	.0%	100.0%
REVOKED - CONDITION	Count	2	4	6	4	1	17
	% within TermRsn	11.8%	23.5%	35.3%	23.5%	5.9%	100.0%
REVOKED - NEW FELONY	Count	0	1	1	0	0	2
	% within TermRsn	.0%	50.0%	50.0%	.0%	.0%	100.0%
SUCCESSFUL	Count	27	8	6	3	1	45
	% within TermRsn	60.0%	17.8%	13.3%	6.7%	2.2%	100.0%
UNSUCCESSFUL - CLOSED BY COURT	Count	0	1	0	0	0	1
	% within TermRsn	.0%	100.0%	.0%	.0%	.0%	100.0%
UNSUCCESSFUL - REMANDED TO JAIL	Count	1	0	1	0	0	2
	% within TermRsn	50.0%	.0%	50.0%	.0%	.0%	100.0%
Total	Count	31	14	14	7	2	68
	% within TermRsn	45.6%	20.6%	20.6%	10.3%	2.9%	100.0%

TermRsn * Supervision Level

		Supervision Level				
		ISL I	ISL II	ISL III	ISL IV	Total
TermRsn DEATH	Count	0	0	0	1	1
	% within TermRsn	.0%	.0%	.0%	100.0%	100.0%
REVOKED - CONDITION	Count	6	5	5	1	17
	% within TermRsn	35.3%	29.4%	29.4%	5.9%	100.0%
REVOKED - NEW FELONY	Count	1	0	1	0	2
	% within TermRsn	50.0%	.0%	50.0%	.0%	100.0%
SUCCESSFUL	Count	3	3	20	19	45
	% within TermRsn	6.7%	6.7%	44.4%	42.2%	100.0%
UNSUCCESSFUL - CLOSED BY COURT	Count	0	0	1	0	1
	% within TermRsn	.0%	.0%	100.0%	.0%	100.0%
UNSUCCESSFUL - REMANDED TO JAIL	Count	1	0	1	0	2
	% within TermRsn	50.0%	.0%	50.0%	.0%	100.0%
Total	Count	11	8	28	21	68
	% within TermRsn	16.2%	11.8%	41.2%	30.9%	100.0%

24TH DISTRICT

TermRsn * CRIMINAL HISTORY

			CRIMINAL HISTORY					
			VERY LOW	LOW	MODERATE	HIGH	VERY HIGH	Total
TermRsn	DEATH	Count	0	1	0	0	0	1
		% within TermRsn	.0%	100.0%	.0%	.0%	.0%	100.0%
	REVOKED - CONDITION	Count	0	0	0	0	2	2
		% within TermRsn	.0%	.0%	.0%	.0%	100.0%	100.0%
	REVOKED - NEW FELONY	Count	0	0	1	1	1	3
		% within TermRsn	.0%	.0%	33.3%	33.3%	33.3%	100.0%
	REVOKED - NEW MISDEMEANOR	Count	0	0	1	1	0	2
		% within TermRsn	.0%	.0%	50.0%	50.0%	.0%	100.0%
	SUCCESSFUL	Count	1	3	14	5	3	26
		% within TermRsn	3.8%	11.5%	53.8%	19.2%	11.5%	100.0%
	UNSUCCESSFUL - CLOSED BY COURT	Count	0	0	3	2	1	6
		% within TermRsn	.0%	.0%	50.0%	33.3%	16.7%	100.0%
	UNSUCCESSFUL - REMANDED TO JAIL	Count	0	0	0	2	0	2
		% within TermRsn	.0%	.0%	.0%	100.0%	.0%	100.0%
Total		Count	1	4	19	11	7	42
		% within TermRsn	2.4%	9.5%	45.2%	26.2%	16.7%	100.0%

TermRsn * EDUCATION / EMPLOYMENT

			EDUCATION / EMPLOYMENT					
			VERY LOW	LOW	MODERATE	HIGH	VERY HIGH	Total
TermRsn	DEATH	Count	0	1	0	0	0	1
		% within TermRsn	.0%	100.0%	.0%	.0%	.0%	100.0%
	REVOKED - CONDITION	Count	0	1	0	0	1	2
		% within TermRsn	.0%	50.0%	.0%	.0%	50.0%	100.0%
	REVOKED - NEW FELONY	Count	0	0	1	1	1	3
		% within TermRsn	.0%	.0%	33.3%	33.3%	33.3%	100.0%
	REVOKED - NEW MISDEMEANOR	Count	0	0	1	0	1	2
		% within TermRsn	.0%	.0%	50.0%	.0%	50.0%	100.0%
	SUCCESSFUL	Count	7	10	8	0	1	26
		% within TermRsn	26.9%	38.5%	30.8%	.0%	3.8%	100.0%
	UNSUCCESSFUL - CLOSED BY COURT	Count	0	1	2	2	1	6
		% within TermRsn	.0%	16.7%	33.3%	33.3%	16.7%	100.0%
	UNSUCCESSFUL - REMANDED TO JAIL	Count	0	0	1	1	0	2
		% within TermRsn	.0%	.0%	50.0%	50.0%	.0%	100.0%
Total		Count	7	13	13	4	5	42
		% within TermRsn	16.7%	31.0%	31.0%	9.5%	11.9%	100.0%

TermRsn * FINANCIAL

			FINANCIAL			
			VERY LOW	MODERATE	VERY HIGH	Total
TermRsn DEATH	Count	1	0	0	1	
	% within TermRsn	100.0%	.0%	.0%	100.0%	
REVOKED - CONDITION	Count	0	1	1	2	
	% within TermRsn	.0%	50.0%	50.0%	100.0%	
REVOKED - NEW FELONY	Count	0	3	0	3	
	% within TermRsn	.0%	100.0%	.0%	100.0%	
REVOKED - NEW MISDEMEANOR	Count	0	2	0	2	
	% within TermRsn	.0%	100.0%	.0%	100.0%	
SUCCESSFUL	Count	11	9	6	26	
	% within TermRsn	42.3%	34.6%	23.1%	100.0%	
UNSUCCESSFUL - CLOSED BY COURT	Count	0	4	2	6	
	% within TermRsn	.0%	66.7%	33.3%	100.0%	
UNSUCCESSFUL - REMANDED TO JAIL	Count	0	2	0	2	
	% within TermRsn	.0%	100.0%	.0%	100.0%	
Total	Count	12	21	9	42	
	% within TermRsn	28.6%	50.0%	21.4%	100.0%	

TermRsn * FAMILY / MARITAL

			FAMILY / MARITAL				
			VERY LOW	LOW	MODERATE	HIGH	VERY HIGH
TermRsn DEATH	Count	0	1	0	0	0	1
	% within TermRsn	.0%	100.0%	.0%	.0%	.0%	100.0%
REVOKED - CONDITION	Count	0	1	0	0	1	2
	% within TermRsn	.0%	50.0%	.0%	.0%	50.0%	100.0%
REVOKED - NEW FELONY	Count	0	1	0	2	0	3
	% within TermRsn	.0%	33.3%	.0%	66.7%	.0%	100.0%
REVOKED - NEW MISDEMEANOR	Count	0	0	0	2	0	2
	% within TermRsn	.0%	.0%	.0%	100.0%	.0%	100.0%
SUCCESSFUL	Count	1	14	9	1	1	26
	% within TermRsn	3.8%	53.8%	34.6%	3.8%	3.8%	100.0%
UNSUCCESSFUL - CLOSED BY COURT	Count	0	1	2	3	0	6
	% within TermRsn	.0%	16.7%	33.3%	50.0%	.0%	100.0%
UNSUCCESSFUL - REMANDED TO JAIL	Count	0	0	1	1	0	2
	% within TermRsn	.0%	.0%	50.0%	50.0%	.0%	100.0%
Total	Count	1	18	12	9	2	42
	% within TermRsn	2.4%	42.9%	28.6%	21.4%	4.8%	100.0%

TermRsn * ACCOMMODATION

			ACCOMMODATION				
			VERY LOW	LOW	HIGH	VERY HIGH	Total
TermRsn	DEATH	Count	0	1	0	0	1
		% within TermRsn	.0%	100.0%	.0%	.0%	100.0%
	REVOKED - CONDITION	Count	0	1	0	1	2
		% within TermRsn	.0%	50.0%	.0%	50.0%	100.0%
	REVOKED - NEW FELONY	Count	1	2	0	0	3
		% within TermRsn	33.3%	66.7%	.0%	.0%	100.0%
	REVOKED - NEW MISDEMEANOR	Count	0	1	1	0	2
		% within TermRsn	.0%	50.0%	50.0%	.0%	100.0%
	SUCCESSFUL	Count	16	6	3	1	26
		% within TermRsn	61.5%	23.1%	11.5%	3.8%	100.0%
	UNSUCCESSFUL - CLOSED BY COURT	Count	3	1	2	0	6
		% within TermRsn	50.0%	16.7%	33.3%	.0%	100.0%
	UNSUCCESSFUL - REMANDED TO JAIL	Count	1	0	0	1	2
		% within TermRsn	50.0%	.0%	.0%	50.0%	100.0%
Total		Count	21	12	6	3	42
		% within TermRsn	50.0%	28.6%	14.3%	7.1%	100.0%

TermRsn * LEISURE / RECREATION

			LEISURE / RECREATION			
			VERY LOW	MODERATE	VERY HIGH	Total
TermRsn	DEATH	Count	0	1	0	1
		% within TermRsn	.0%	100.0%	.0%	100.0%
	REVOKED - CONDITION	Count	0	1	1	2
		% within TermRsn	.0%	50.0%	50.0%	100.0%
	REVOKED - NEW FELONY	Count	0	2	1	3
		% within TermRsn	.0%	66.7%	33.3%	100.0%
	REVOKED - NEW MISDEMEANOR	Count	0	1	1	2
		% within TermRsn	.0%	50.0%	50.0%	100.0%
	SUCCESSFUL	Count	8	14	4	26
		% within TermRsn	30.8%	53.8%	15.4%	100.0%
	UNSUCCESSFUL - CLOSED BY COURT	Count	1	3	2	6
		% within TermRsn	16.7%	50.0%	33.3%	100.0%
	UNSUCCESSFUL - REMANDED TO JAIL	Count	0	1	1	2
		% within TermRsn	.0%	50.0%	50.0%	100.0%
Total		Count	9	23	10	42
		% within TermRsn	21.4%	54.8%	23.8%	100.0%

TermRsn * COMPANIONS

			COMPANIONS				
			VERY LOW	LOW	MODERATE	VERY HIGH	Total
TermRsn	DEATH	Count	0	0	1	0	1
		% within TermRsn	.0%	.0%	100.0%	.0%	100.0%
	REVOKED - CONDITION	Count	0	0	1	1	2
		% within TermRsn	.0%	.0%	50.0%	50.0%	100.0%
	REVOKED - NEW FELONY	Count	0	0	0	3	3
		% within TermRsn	.0%	.0%	.0%	100.0%	100.0%
	REVOKED - NEW MISDEMEANOR	Count	0	0	0	2	2
		% within TermRsn	.0%	.0%	.0%	100.0%	100.0%
	SUCCESSFUL	Count	4	5	13	4	26
		% within TermRsn	15.4%	19.2%	50.0%	15.4%	100.0%
	UNSUCCESSFUL - CLOSED BY COURT	Count	0	0	2	4	6
		% within TermRsn	.0%	.0%	33.3%	66.7%	100.0%
	UNSUCCESSFUL - REMANDED TO JAIL	Count	0	0	0	2	2
		% within TermRsn	.0%	.0%	.0%	100.0%	100.0%
Total		Count	4	5	17	16	42
		% within TermRsn	9.5%	11.9%	40.5%	38.1%	100.0%

TermRsn * ALCOHOL / DRUG PROBLEM

			ALCOHOL / DRUG PROBLEM				
			VERY LOW	LOW	MODERATE	HIGH	Total
TermRsn	DEATH	Count	0	1	0	0	1
		% within TermRsn	.0%	100.0%	.0%	.0%	100.0%
	REVOKED - CONDITION	Count	0	1	0	1	2
		% within TermRsn	.0%	50.0%	.0%	50.0%	100.0%
	REVOKED - NEW FELONY	Count	0	0	2	1	3
		% within TermRsn	.0%	.0%	66.7%	33.3%	100.0%
	REVOKED - NEW MISDEMEANOR	Count	0	0	1	1	2
		% within TermRsn	.0%	.0%	50.0%	50.0%	100.0%
	SUCCESSFUL	Count	1	18	6	1	26
		% within TermRsn	3.8%	69.2%	23.1%	3.8%	100.0%
	UNSUCCESSFUL - CLOSED BY COURT	Count	1	2	2	1	6
		% within TermRsn	16.7%	33.3%	33.3%	16.7%	100.0%
	UNSUCCESSFUL - REMANDED TO JAIL	Count	0	0	0	2	2
		% within TermRsn	.0%	.0%	.0%	100.0%	100.0%
Total		Count	2	22	11	7	42
		% within TermRsn	4.8%	52.4%	26.2%	16.7%	100.0%

TermRsn * EMOTIONAL / PERSONAL

			EMOTIONAL / PERSONAL				
			VERY LOW	LOW	MODERATE	VERY HIGH	Total
TermRsn	DEATH	Count	0	0	1	0	1
		% within TermRsn	.0%	.0%	100.0%	.0%	100.0%
	REVOKED - CONDITION	Count	0	0	1	1	2
		% within TermRsn	.0%	.0%	50.0%	50.0%	100.0%
	REVOKED - NEW FELONY	Count	0	0	2	1	3
		% within TermRsn	.0%	.0%	66.7%	33.3%	100.0%
	REVOKED - NEW MISDEMEANOR	Count	0	0	1	1	2
		% within TermRsn	.0%	.0%	50.0%	50.0%	100.0%
	SUCCESSFUL	Count	5	11	7	3	26
		% within TermRsn	19.2%	42.3%	26.9%	11.5%	100.0%
	UNSUCCESSFUL - CLOSED BY COURT	Count	0	3	2	1	6
		% within TermRsn	.0%	50.0%	33.3%	16.7%	100.0%
	UNSUCCESSFUL - REMANDED TO JAIL	Count	0	0	1	1	2
		% within TermRsn	.0%	.0%	50.0%	50.0%	100.0%
Total		Count	5	14	15	8	42
		% within TermRsn	11.9%	33.3%	35.7%	19.0%	100.0%

TermRsn * ATTITUDES / ORIENTATION

			ATTITUDES / ORIENTATION					
			VERY LOW	LOW	MODERATE	HIGH	VERY HIGH	Total
TermRsn	DEATH	Count	0	0	0	1	0	1
		% within TermRsn	.0%	.0%	.0%	100.0%	.0%	100.0%
	REVOKED - CONDITION	Count	0	0	0	0	2	2
		% within TermRsn	.0%	.0%	.0%	.0%	100.0%	100.0%
	REVOKED - NEW FELONY	Count	0	0	0	0	3	3
		% within TermRsn	.0%	.0%	.0%	.0%	100.0%	100.0%
	REVOKED - NEW MISDEMEANOR	Count	0	0	0	1	1	2
		% within TermRsn	.0%	.0%	.0%	50.0%	50.0%	100.0%
	SUCCESSFUL	Count	17	4	5	0	0	26
		% within TermRsn	65.4%	15.4%	19.2%	.0%	.0%	100.0%
	UNSUCCESSFUL - CLOSED BY COURT	Count	1	1	0	2	2	6
		% within TermRsn	16.7%	16.7%	.0%	33.3%	33.3%	100.0%
	UNSUCCESSFUL - REMANDED TO JAIL	Count	0	0	0	0	2	2
		% within TermRsn	.0%	.0%	.0%	.0%	100.0%	100.0%
Total		Count	18	5	5	4	10	42
		% within TermRsn	42.9%	11.9%	11.9%	9.5%	23.8%	100.0%

TermRsn * Supervision Level

			Supervision Level				
			ISL I	ISL II	ISL III	ISL IV	Total
TermRsn	DEATH	Count	0	0	0	1	1
		% within TermRsn	.0%	.0%	.0%	100.0%	100.0%
	REVOKED - CONDITION	Count	2	0	0	0	2
		% within TermRsn	100.0%	.0%	.0%	.0%	100.0%
	REVOKED - NEW FELONY	Count	2	1	0	0	3
		% within TermRsn	66.7%	33.3%	.0%	.0%	100.0%
	REVOKED - NEW MISDEMEANOR	Count	2	0	0	0	2
		% within TermRsn	100.0%	.0%	.0%	.0%	100.0%
	SUCCESSFUL	Count	2	3	10	11	26
		% within TermRsn	7.7%	11.5%	38.5%	42.3%	100.0%
	UNSUCCESSFUL - CLOSED BY COURT	Count	2	3	1	0	6
		% within TermRsn	33.3%	50.0%	16.7%	.0%	100.0%
	UNSUCCESSFUL - REMANDED TO JAIL	Count	2	0	0	0	2
		% within TermRsn	100.0%	.0%	.0%	.0%	100.0%
Total		Count	12	7	11	12	42
		% within TermRsn	28.6%	16.7%	26.2%	28.6%	100.0%

25TH DISTRICT

TermRsn * CRIMINAL HISTORY

			CRIMINAL HISTORY					
			VERY LOW	LOW	MODERATE	HIGH	VERY HIGH	Total
TermRsn	REVOKED - CONDITION	Count	0	4	26	9	7	46
		% within TermRsn	.0%	8.7%	56.5%	19.6%	15.2%	100.0%
	REVOKED - NEW FELONY	Count	0	1	5	1	2	9
		% within TermRsn	.0%	11.1%	55.6%	11.1%	22.2%	100.0%
	SUCCESSFUL	Count	5	13	33	8	6	65
		% within TermRsn	7.7%	20.0%	50.8%	12.3%	9.2%	100.0%
	UNSUCCESSFUL - CLOSED BY COURT	Count	0	0	2	1	0	3
		% within TermRsn	.0%	.0%	66.7%	33.3%	.0%	100.0%
Total		Count	5	18	66	19	15	123
		% within TermRsn	4.1%	14.6%	53.7%	15.4%	12.2%	100.0%

TermRsn * EDUCATION / EMPLOYMENT

			EDUCATION / EMPLOYMENT					
			VERY LOW	LOW	MODERATE	HIGH	VERY HIGH	Total
TermRsn	REVOKED - CONDITION	Count	0	3	12	14	17	46
		% within TermRsn	.0%	6.5%	26.1%	30.4%	37.0%	100.0%
	REVOKED - NEW FELONY	Count	0	1	4	1	3	9
		% within TermRsn	.0%	11.1%	44.4%	11.1%	33.3%	100.0%
	SUCCESSFUL	Count	13	35	11	3	3	65
		% within TermRsn	20.0%	53.8%	16.9%	4.6%	4.6%	100.0%
	UNSUCCESSFUL - CLOSED BY COURT	Count	1	0	0	1	1	3
		% within TermRsn	33.3%	.0%	.0%	33.3%	33.3%	100.0%
Total		Count	14	39	27	19	24	123
		% within TermRsn	11.4%	31.7%	22.0%	15.4%	19.5%	100.0%

TermRsn * FINANCIAL

			FINANCIAL			
			VERY LOW	MODERATE	VERY HIGH	Total
TermRsn	REVOKED - CONDITION	Count	3	39	4	46
		% within TermRsn	6.5%	84.8%	8.7%	100.0%
	REVOKED - NEW FELONY	Count	1	7	1	9
		% within TermRsn	11.1%	77.8%	11.1%	100.0%
	SUCCESSFUL	Count	38	24	3	65
		% within TermRsn	58.5%	36.9%	4.6%	100.0%
	UNSUCCESSFUL - CLOSED BY COURT	Count	2	1	0	3
		% within TermRsn	66.7%	33.3%	.0%	100.0%
Total		Count	44	71	8	123
		% within TermRsn	35.8%	57.7%	6.5%	100.0%

TermRsn * FAMILY / MARITAL Crosstabulation

			FAMILY / MARITAL					
			VERY LOW	LOW	MODERATE	HIGH	VERY HIGH	Total
TermRsn	REVOKED - CONDITION	Count	5	15	9	13	4	46
		% within TermRsn	10.9%	32.6%	19.6%	28.3%	8.7%	100.0%
	REVOKED - NEW FELONY	Count	2	3	2	2	0	9
		% within TermRsn	22.2%	33.3%	22.2%	22.2%	.0%	100.0%
	SUCCESSFUL	Count	10	31	17	6	1	65
		% within TermRsn	15.4%	47.7%	26.2%	9.2%	1.5%	100.0%
	UNSUCCESSFUL - CLOSED BY COURT	Count	0	1	2	0	0	3
		% within TermRsn	.0%	33.3%	66.7%	.0%	.0%	100.0%
Total		Count	17	50	30	21	5	123
		% within TermRsn	13.8%	40.7%	24.4%	17.1%	4.1%	100.0%

TermRsn * ACCOMMODATION

			ACCOMMODATION				Total
			VERY LOW	LOW	HIGH	VERY HIGH	
TermRsn	REVOKED - CONDITION	Count	16	19	11	0	46
		% within TermRsn	34.8%	41.3%	23.9%	.0%	100.0%
	REVOKED - NEW FELONY	Count	3	3	2	1	9
		% within TermRsn	33.3%	33.3%	22.2%	11.1%	100.0%
	SUCCESSFUL	Count	36	24	4	1	65
		% within TermRsn	55.4%	36.9%	6.2%	1.5%	100.0%
	UNSUCCESSFUL - CLOSED BY COURT	Count	2	1	0	0	3
		% within TermRsn	66.7%	33.3%	.0%	.0%	100.0%
Total		Count	57	47	17	2	123
		% within TermRsn	46.3%	38.2%	13.8%	1.6%	100.0%

TermRsn * LEISURE / RECREATION

			LEISURE / RECREATION			Total
			VERY LOW	MODERATE	VERY HIGH	
TermRsn	REVOKED - CONDITION	Count	3	8	35	46
		% within TermRsn	6.5%	17.4%	76.1%	100.0%
	REVOKED - NEW FELONY	Count	1	5	3	9
		% within TermRsn	11.1%	55.6%	33.3%	100.0%
	SUCCESSFUL	Count	22	21	22	65
		% within TermRsn	33.8%	32.3%	33.8%	100.0%
	UNSUCCESSFUL - CLOSED BY COURT	Count	0	1	2	3
		% within TermRsn	.0%	33.3%	66.7%	100.0%
Total		Count	26	35	62	123
		% within TermRsn	21.1%	28.5%	50.4%	100.0%

TermRsn * COMPANIONS

			COMPANIONS				
			VERY LOW	LOW	MODERATE	VERY HIGH	Total
TermRsn	REVOKED - CONDITION	Count	0	2	15	29	46
		% within TermRsn	.0%	4.3%	32.6%	63.0%	100.0%
	REVOKED - NEW FELONY	Count	0	1	3	5	9
		% within TermRsn	.0%	11.1%	33.3%	55.6%	100.0%
	SUCCESSFUL	Count	29	8	19	9	65
		% within TermRsn	44.6%	12.3%	29.2%	13.8%	100.0%
	UNSUCCESSFUL - CLOSED BY COURT	Count	0	0	2	1	3
		% within TermRsn	.0%	.0%	66.7%	33.3%	100.0%
Total		Count	29	11	39	44	123
		% within TermRsn	23.6%	8.9%	31.7%	35.8%	100.0%

TermRsn * ALCOHOL / DRUG PROBLEM

			ALCOHOL / DRUG PROBLEM					
			VERY LOW	LOW	MODERATE	HIGH	VERY HIGH	Total
TermRsn	REVOKED - CONDITION	Count	4	14	20	7	1	46
		% within TermRsn	8.7%	30.4%	43.5%	15.2%	2.2%	100.0%
	REVOKED - NEW FELONY	Count	3	1	2	3	0	9
		% within TermRsn	33.3%	11.1%	22.2%	33.3%	.0%	100.0%
	SUCCESSFUL	Count	20	34	10	1	0	65
		% within TermRsn	30.8%	52.3%	15.4%	1.5%	.0%	100.0%
	UNSUCCESSFUL - CLOSED BY COURT	Count	0	1	1	1	0	3
		% within TermRsn	.0%	33.3%	33.3%	33.3%	.0%	100.0%
Total		Count	27	50	33	12	1	123
		% within TermRsn	22.0%	40.7%	26.8%	9.8%	.8%	100.0%

TermRsn * EMOTIONAL / PERSONAL

			EMOTIONAL / PERSONAL				
			VERY LOW	LOW	MODERATE	VERY HIGH	Total
TermRsn	REVOKED - CONDITION	Count	19	19	8	0	46
		% within TermRsn	41.3%	41.3%	17.4%	.0%	100.0%
	REVOKED - NEW FELONY	Count	3	3	2	1	9
		% within TermRsn	33.3%	33.3%	22.2%	11.1%	100.0%
	SUCCESSFUL	Count	36	21	7	1	65
		% within TermRsn	55.4%	32.3%	10.8%	1.5%	100.0%
	UNSUCCESSFUL - CLOSED BY COURT	Count	2	0	1	0	3
		% within TermRsn	66.7%	.0%	33.3%	.0%	100.0%
Total		Count	60	43	18	2	123
		% within TermRsn	48.8%	35.0%	14.6%	1.6%	100.0%

TermRsn * ATTITUDES / ORIENTATION

			ATTITUDES / ORIENTATION					
			VERY LOW	LOW	MODERATE	HIGH	VERY HIGH	Total
TermRsn	REVOKED - CONDITION	Count	4	2	5	11	24	46
		% within TermRsn	8.7%	4.3%	10.9%	23.9%	52.2%	100.0%
	REVOKED - NEW FELONY	Count	1	0	1	2	5	9
		% within TermRsn	11.1%	.0%	11.1%	22.2%	55.6%	100.0%
	SUCCESSFUL	Count	41	11	7	2	4	65
		% within TermRsn	63.1%	16.9%	10.8%	3.1%	6.2%	100.0%
	UNSUCCESSFUL - CLOSED BY COURT	Count	0	0	0	2	1	3
		% within TermRsn	.0%	.0%	.0%	66.7%	33.3%	100.0%
Total		Count	46	13	13	17	34	123
		% within TermRsn	37.4%	10.6%	10.6%	13.8%	27.6%	100.0%

TermRsn * Supervision Level

			Supervision Level				
			ISL I	ISL II	ISL III	ISL IV	Total
TermRsn	REVOKED - CONDITION	Count	10	30	6	0	46
		% within TermRsn	21.7%	65.2%	13.0%	.0%	100.0%
	REVOKED - NEW FELONY	Count	2	7	0	0	9
		% within TermRsn	22.2%	77.8%	.0%	.0%	100.0%
	SUCCESSFUL	Count	0	5	21	39	65
		% within TermRsn	.0%	7.7%	32.3%	60.0%	100.0%
	UNSUCCESSFUL - CLOSED BY COURT	Count	1	1	1	0	3
		% within TermRsn	33.3%	33.3%	33.3%	.0%	100.0%
Total		Count	13	43	28	39	123
		% within TermRsn	10.6%	35.0%	22.8%	31.7%	100.0%

28TH DISTRICT

TermRsn * CRIMINAL HISTORY

			CRIMINAL HISTORY					Total
			VERY LOW	LOW	MODERATE	HIGH	VERY HIGH	
TermRsn	DEATH	Count	1	0	0	0	0	1
		% within TermRsn	100.0%	.0%	.0%	.0%	.0%	100.0%
	REVOKED - CONDITION	Count	0	3	17	6	7	33
		% within TermRsn	.0%	9.1%	51.5%	18.2%	21.2%	100.0%
	REVOKED - NEW FELONY	Count	0	1	6	4	6	17
		% within TermRsn	.0%	5.9%	35.3%	23.5%	35.3%	100.0%
	REVOKED - NEW MISDEMEANOR	Count	0	0	0	1	3	4
		% within TermRsn	.0%	.0%	.0%	25.0%	75.0%	100.0%
	SUCCESSFUL	Count	8	18	59	13	14	112
		% within TermRsn	7.1%	16.1%	52.7%	11.6%	12.5%	100.0%
	UNSUCCESSFUL - CLOSED BY COURT	Count	0	1	2	4	2	9
		% within TermRsn	.0%	11.1%	22.2%	44.4%	22.2%	100.0%
Total		Count	9	23	84	28	32	176
		% within TermRsn	5.1%	13.1%	47.7%	15.9%	18.2%	100.0%

TermRsn * EDUCATION / EMPLOYMENT Crosstabulation

			EDUCATION / EMPLOYMENT					Total
			VERY LOW	LOW	MODERATE	HIGH	VERY HIGH	
TermRsn	DEATH	Count	1	0	0	0	0	1
		% within TermRsn	100.0%	.0%	.0%	.0%	.0%	100.0%
	REVOKED - CONDITION	Count	2	2	3	7	19	33
		% within TermRsn	6.1%	6.1%	9.1%	21.2%	57.6%	100.0%
	REVOKED - NEW FELONY	Count	0	4	1	3	9	17
		% within TermRsn	.0%	23.5%	5.9%	17.6%	52.9%	100.0%
	REVOKED - NEW MISDEMEANOR	Count	0	0	1	1	2	4
		% within TermRsn	.0%	.0%	25.0%	25.0%	50.0%	100.0%
	SUCCESSFUL	Count	34	40	23	8	7	112
		% within TermRsn	30.4%	35.7%	20.5%	7.1%	6.3%	100.0%
	UNSUCCESSFUL - CLOSED BY COURT	Count	1	1	4	1	2	9
		% within TermRsn	11.1%	11.1%	44.4%	11.1%	22.2%	100.0%
Total		Count	38	47	32	20	39	176
		% within TermRsn	21.6%	26.7%	18.2%	11.4%	22.2%	100.0%

TermRsn * FINANCIAL

			FINANCIAL			
			VERY LOW	MODERATE	VERY HIGH	Total
TermRsn	DEATH	Count	1	0	0	1
		% within TermRsn	100.0%	.0%	.0%	100.0%
	REVOKED - CONDITION	Count	1	16	16	33
		% within TermRsn	3.0%	48.5%	48.5%	100.0%
	REVOKED - NEW FELONY	Count	2	7	8	17
		% within TermRsn	11.8%	41.2%	47.1%	100.0%
	REVOKED - NEW MISDEMEANOR	Count	0	2	2	4
		% within TermRsn	.0%	50.0%	50.0%	100.0%
	SUCCESSFUL	Count	58	39	15	112
		% within TermRsn	51.8%	34.8%	13.4%	100.0%
	UNSUCCESSFUL - CLOSED BY COURT	Count	1	5	3	9
		% within TermRsn	11.1%	55.6%	33.3%	100.0%
Total		Count	63	69	44	176
		% within TermRsn	35.8%	39.2%	25.0%	100.0%

TermRsn * FAMILY / MARITAL

			FAMILY / MARITAL					
			VERY LOW	LOW	MODERATE	HIGH	VERY HIGH	Total
TermRsn	DEATH	Count	1	0	0	0	0	1
		% within TermRsn	100.0%	.0%	.0%	.0%	.0%	100.0%
	REVOKED - CONDITION	Count	1	1	6	9	16	33
		% within TermRsn	3.0%	3.0%	18.2%	27.3%	48.5%	100.0%
	REVOKED - NEW FELONY	Count	3	1	1	4	8	17
		% within TermRsn	17.6%	5.9%	5.9%	23.5%	47.1%	100.0%
	REVOKED - NEW MISDEMEANOR	Count	0	0	0	1	3	4
		% within TermRsn	.0%	.0%	.0%	25.0%	75.0%	100.0%
	SUCCESSFUL	Count	19	43	30	15	5	112
		% within TermRsn	17.0%	38.4%	26.8%	13.4%	4.5%	100.0%
	UNSUCCESSFUL - CLOSED BY COURT	Count	1	1	3	4	0	9
		% within TermRsn	11.1%	11.1%	33.3%	44.4%	.0%	100.0%
Total		Count	25	46	40	33	32	176
		% within TermRsn	14.2%	26.1%	22.7%	18.8%	18.2%	100.0%

TermRsn * ACCOMMODATION

			ACCOMMODATION				
			VERY LOW	LOW	HIGH	VERY HIGH	Total
TermRsn	DEATH	Count	1	0	0	0	1
		% within TermRsn	100.0%	.0%	.0%	.0%	100.0%
	REVOKED - CONDITION	Count	6	5	9	13	33
		% within TermRsn	18.2%	15.2%	27.3%	39.4%	100.0%
	REVOKED - NEW FELONY	Count	4	7	5	1	17
		% within TermRsn	23.5%	41.2%	29.4%	5.9%	100.0%
	REVOKED - NEW MISDEMEANOR	Count	0	0	1	3	4
		% within TermRsn	.0%	.0%	25.0%	75.0%	100.0%
	SUCCESSFUL	Count	78	22	11	1	112
		% within TermRsn	69.6%	19.6%	9.8%	.9%	100.0%
	UNSUCCESSFUL - CLOSED BY COURT	Count	1	4	3	1	9
		% within TermRsn	11.1%	44.4%	33.3%	11.1%	100.0%
Total		Count	90	38	29	19	176
		% within TermRsn	51.1%	21.6%	16.5%	10.8%	100.0%

TermRsn * LEISURE / RECREATION

			LEISURE / RECREATION			
			VERY LOW	MODERATE	VERY HIGH	Total
TermRsn	DEATH	Count	1	0	0	1
		% within TermRsn	100.0%	.0%	.0%	100.0%
	REVOKED - CONDITION	Count	0	4	29	33
		% within TermRsn	.0%	12.1%	87.9%	100.0%
	REVOKED - NEW FELONY	Count	1	4	12	17
		% within TermRsn	5.9%	23.5%	70.6%	100.0%
	REVOKED - NEW MISDEMEANOR	Count	0	0	4	4
		% within TermRsn	.0%	.0%	100.0%	100.0%
	SUCCESSFUL	Count	16	69	27	112
		% within TermRsn	14.3%	61.6%	24.1%	100.0%
	UNSUCCESSFUL - CLOSED BY COURT	Count	0	2	7	9
		% within TermRsn	.0%	22.2%	77.8%	100.0%
Total		Count	18	79	79	176
		% within TermRsn	10.2%	44.9%	44.9%	100.0%

TermRsn * COMPANIONS

			COMPANIONS				
			VERY LOW	LOW	MODERATE	VERY HIGH	Total
TermRsn	DEATH	Count	1	0	0	0	1
		% within TermRsn	100.0%	.0%	.0%	.0%	100.0%
	REVOKED - CONDITION	Count	0	0	13	20	33
		% within TermRsn	.0%	.0%	39.4%	60.6%	100.0%
	REVOKED - NEW FELONY	Count	2	1	6	8	17
		% within TermRsn	11.8%	5.9%	35.3%	47.1%	100.0%
	REVOKED - NEW MISDEMEANOR	Count	0	0	1	3	4
		% within TermRsn	.0%	.0%	25.0%	75.0%	100.0%
	SUCCESSFUL	Count	26	22	46	18	112
		% within TermRsn	23.2%	19.6%	41.1%	16.1%	100.0%
	UNSUCCESSFUL - CLOSED BY COURT	Count	0	0	5	4	9
		% within TermRsn	.0%	.0%	55.6%	44.4%	100.0%
Total		Count	29	23	71	53	176
		% within TermRsn	16.5%	13.1%	40.3%	30.1%	100.0%

TermRsn * ALCOHOL / DRUG PROBLEM

			ALCOHOL / DRUG PROBLEM					
			VERY LOW	LOW	MODERATE	HIGH	VERY HIGH	Total
TermRsn	DEATH	Count	1	0	0	0	0	1
		% within TermRsn	100.0%	.0%	.0%	.0%	.0%	100.0%
	REVOKED - CONDITION	Count	1	8	12	10	2	33
		% within TermRsn	3.0%	24.2%	36.4%	30.3%	6.1%	100.0%
	REVOKED - NEW FELONY	Count	8	0	3	6	0	17
		% within TermRsn	47.1%	.0%	17.6%	35.3%	.0%	100.0%
	REVOKED - NEW MISDEMEANOR	Count	0	1	2	1	0	4
		% within TermRsn	.0%	25.0%	50.0%	25.0%	.0%	100.0%
	SUCCESSFUL	Count	44	49	19	0	0	112
		% within TermRsn	39.3%	43.8%	17.0%	.0%	.0%	100.0%
	UNSUCCESSFUL - CLOSED BY COURT	Count	0	5	4	0	0	9
		% within TermRsn	.0%	55.6%	44.4%	.0%	.0%	100.0%
Total		Count	54	63	40	17	2	176
		% within TermRsn	30.7%	35.8%	22.7%	9.7%	1.1%	100.0%

TermRsn * EMOTIONAL / PERSONAL

			EMOTIONAL / PERSONAL				
			VERY LOW	LOW	MODERATE	VERY HIGH	Total
TermRsn	DEATH	Count	0	0	0	1	1
		% within TermRsn	.0%	.0%	.0%	100.0%	100.0%
	REVOKED - CONDITION	Count	9	5	10	9	33
		% within TermRsn	27.3%	15.2%	30.3%	27.3%	100.0%
	REVOKED - NEW FELONY	Count	4	7	5	1	17
		% within TermRsn	23.5%	41.2%	29.4%	5.9%	100.0%
	REVOKED - NEW MISDEMEANOR	Count	1	1	0	2	4
		% within TermRsn	25.0%	25.0%	.0%	50.0%	100.0%
	SUCCESSFUL	Count	23	58	25	6	112
		% within TermRsn	20.5%	51.8%	22.3%	5.4%	100.0%
	UNSUCCESSFUL - CLOSED BY COURT	Count	3	1	4	1	9
		% within TermRsn	33.3%	11.1%	44.4%	11.1%	100.0%
Total		Count	40	72	44	20	176
		% within TermRsn	22.7%	40.9%	25.0%	11.4%	100.0%

TermRsn * ATTITUDES / ORIENTATION

			ATTITUDES / ORIENTATION					
			VERY LOW	LOW	MODERATE	HIGH	VERY HIGH	Total
TermRsn	DEATH	Count	1	0	0	0	0	1
		% within TermRsn	100.0%	.0%	.0%	.0%	.0%	100.0%
	REVOKED - CONDITION	Count	0	0	4	19	10	33
		% within TermRsn	.0%	.0%	12.1%	57.6%	30.3%	100.0%
	REVOKED - NEW FELONY	Count	1	0	2	11	3	17
		% within TermRsn	5.9%	.0%	11.8%	64.7%	17.6%	100.0%
	REVOKED - NEW MISDEMEANOR	Count	0	0	2	2	0	4
		% within TermRsn	.0%	.0%	50.0%	50.0%	.0%	100.0%
	SUCCESSFUL	Count	70	17	10	14	1	112
		% within TermRsn	62.5%	15.2%	8.9%	12.5%	.9%	100.0%
	UNSUCCESSFUL - CLOSED BY COURT	Count	0	1	2	3	3	9
		% within TermRsn	.0%	11.1%	22.2%	33.3%	33.3%	100.0%
Total		Count	72	18	20	49	17	176
		% within TermRsn	40.9%	10.2%	11.4%	27.8%	9.7%	100.0%

TermRsn * Supervision Level

			Supervision Level				
			ISL I	ISL II	ISL III	ISL IV	Total
TermRsn	DEATH	Count	0	0	0	1	1
		% within TermRsn	.0%	.0%	.0%	100.0%	100.0%
	REVOKED - CONDITION	Count	23	9	1	0	33
		% within TermRsn	69.7%	27.3%	3.0%	.0%	100.0%
	REVOKED - NEW FELONY	Count	6	7	3	1	17
		% within TermRsn	35.3%	41.2%	17.6%	5.9%	100.0%
	REVOKED - NEW MISDEMEANOR	Count	4	0	0	0	4
		% within TermRsn	100.0%	.0%	.0%	.0%	100.0%
	SUCCESSFUL	Count	0	15	39	58	112
		% within TermRsn	.0%	13.4%	34.8%	51.8%	100.0%
	UNSUCCESSFUL - CLOSED BY COURT	Count	4	3	2	0	9
		% within TermRsn	44.4%	33.3%	22.2%	.0%	100.0%
Total		Count	37	34	45	60	176
		% within TermRsn	21.0%	19.3%	25.6%	34.1%	100.0%

31ST DISTRICT

TermRsn * CRIMINAL HISTORY

			CRIMINAL HISTORY					
			VERY LOW	LOW	MODERATE	HIGH	VERY HIGH	Total
TermRsn	DEATH	Count	0	0	1	0	0	1
		% within TermRsn	.0%	.0%	100.0%	.0%	.0%	100.0%
	REVOKED - CONDITION	Count	0	0	6	4	2	12
		% within TermRsn	.0%	.0%	50.0%	33.3%	16.7%	100.0%
	REVOKED - NEW FELONY	Count	0	1	1	1	1	4
		% within TermRsn	.0%	25.0%	25.0%	25.0%	25.0%	100.0%
	REVOKED - NEW MISDEMEANOR	Count	0	0	1	1	0	2
		% within TermRsn	.0%	.0%	50.0%	50.0%	.0%	100.0%
	SUCCESSFUL	Count	5	12	28	10	3	58
		% within TermRsn	8.6%	20.7%	48.3%	17.2%	5.2%	100.0%
	UNSUCCESSFUL - CLOSED BY COURT	Count	1	1	3	1	3	9
		% within TermRsn	11.1%	11.1%	33.3%	11.1%	33.3%	100.0%
Total		Count	6	14	40	17	9	86
		% within TermRsn	7.0%	16.3%	46.5%	19.8%	10.5%	100.0%

TermRsn * EDUCATION / EMPLOYMENT

			EDUCATION / EMPLOYMENT					
			VERY LOW	LOW	MODERATE	HIGH	VERY HIGH	Total
TermRsn	DEATH	Count	0	1	0	0	0	1
		% within TermRsn	.0%	100.0%	.0%	.0%	.0%	100.0%
	REVOKED - CONDITION	Count	0	2	1	3	6	12
		% within TermRsn	.0%	16.7%	8.3%	25.0%	50.0%	100.0%
	REVOKED - NEW FELONY	Count	0	0	2	0	2	4
		% within TermRsn	.0%	.0%	50.0%	.0%	50.0%	100.0%
	REVOKED - NEW MISDEMEANOR	Count	0	0	0	1	1	2
		% within TermRsn	.0%	.0%	.0%	50.0%	50.0%	100.0%
	SUCCESSFUL	Count	15	24	11	3	5	58
		% within TermRsn	25.9%	41.4%	19.0%	5.2%	8.6%	100.0%
	UNSUCCESSFUL - CLOSED BY COURT	Count	0	3	4	0	2	9
		% within TermRsn	.0%	33.3%	44.4%	.0%	22.2%	100.0%
Total		Count	15	30	18	7	16	86
		% within TermRsn	17.4%	34.9%	20.9%	8.1%	18.6%	100.0%

TermRsn * FINANCIAL

			FINANCIAL			
			VERY LOW	MODERATE	VERY HIGH	Total
TermRsn DEATH	Count	0	0	1	1	
	% within TermRsn	.0%	.0%	100.0%	100.0%	
REVOKED - CONDITION	Count	2	7	3	12	
	% within TermRsn	16.7%	58.3%	25.0%	100.0%	
REVOKED - NEW FELONY	Count	0	3	1	4	
	% within TermRsn	.0%	75.0%	25.0%	100.0%	
REVOKED - NEW MISDEMEANOR	Count	0	1	1	2	
	% within TermRsn	.0%	50.0%	50.0%	100.0%	
SUCCESSFUL	Count	29	18	11	58	
	% within TermRsn	50.0%	31.0%	19.0%	100.0%	
UNSUCCESSFUL - CLOSED BY COURT	Count	2	6	1	9	
	% within TermRsn	22.2%	66.7%	11.1%	100.0%	
Total	Count	33	35	18	86	
	% within TermRsn	38.4%	40.7%	20.9%	100.0%	

TermRsn * FAMILY / MARITAL

			FAMILY / MARITAL				
			VERY LOW	LOW	MODERATE	HIGH	VERY HIGH
TermRsn DEATH	Count	0	0	1	0	0	1
	% within TermRsn	.0%	.0%	100.0%	.0%	.0%	100.0%
REVOKED - CONDITION	Count	1	2	1	3	5	12
	% within TermRsn	8.3%	16.7%	8.3%	25.0%	41.7%	100.0%
REVOKED - NEW FELONY	Count	0	1	0	1	2	4
	% within TermRsn	.0%	25.0%	.0%	25.0%	50.0%	100.0%
REVOKED - NEW MISDEMEANOR	Count	0	0	0	0	2	2
	% within TermRsn	.0%	.0%	.0%	.0%	100.0%	100.0%
SUCCESSFUL	Count	6	17	20	11	4	58
	% within TermRsn	10.3%	29.3%	34.5%	19.0%	6.9%	100.0%
UNSUCCESSFUL - CLOSED BY COURT	Count	0	2	2	3	2	9
	% within TermRsn	.0%	22.2%	22.2%	33.3%	22.2%	100.0%
Total	Count	7	22	24	18	15	86
	% within TermRsn	8.1%	25.6%	27.9%	20.9%	17.4%	100.0%

TermRsn * ACCOMMODATION

			ACCOMMODATION				
			VERY LOW	LOW	HIGH	VERY HIGH	Total
TermRsn	DEATH	Count	1	0	0	0	1
		% within TermRsn	100.0%	.0%	.0%	.0%	100.0%
	REVOKED - CONDITION	Count	3	3	3	3	12
		% within TermRsn	25.0%	25.0%	25.0%	25.0%	100.0%
	REVOKED - NEW FELONY	Count	1	0	2	1	4
		% within TermRsn	25.0%	.0%	50.0%	25.0%	100.0%
	REVOKED - NEW MISDEMEANOR	Count	2	0	0	0	2
		% within TermRsn	100.0%	.0%	.0%	.0%	100.0%
	SUCCESSFUL	Count	45	10	3	0	58
		% within TermRsn	77.6%	17.2%	5.2%	.0%	100.0%
	UNSUCCESSFUL - CLOSED BY COURT	Count	2	2	3	2	9
		% within TermRsn	22.2%	22.2%	33.3%	22.2%	100.0%
Total		Count	54	15	11	6	86
		% within TermRsn	62.8%	17.4%	12.8%	7.0%	100.0%

TermRsn * LEISURE / RECREATION

			LEISURE / RECREATION			
			VERY LOW	MODERATE	VERY HIGH	Total
TermRsn	DEATH	Count	0	0	1	1
		% within TermRsn	.0%	.0%	100.0%	100.0%
	REVOKED - CONDITION	Count	0	1	11	12
		% within TermRsn	.0%	8.3%	91.7%	100.0%
	REVOKED - NEW FELONY	Count	0	2	2	4
		% within TermRsn	.0%	50.0%	50.0%	100.0%
	REVOKED - NEW MISDEMEANOR	Count	0	0	2	2
		% within TermRsn	.0%	.0%	100.0%	100.0%
	SUCCESSFUL	Count	12	26	20	58
		% within TermRsn	20.7%	44.8%	34.5%	100.0%
	UNSUCCESSFUL - CLOSED BY COURT	Count	1	2	6	9
		% within TermRsn	11.1%	22.2%	66.7%	100.0%
Total		Count	13	31	42	86
		% within TermRsn	15.1%	36.0%	48.8%	100.0%

TermRsn * COMPANIONS

			COMPANIONS				
			VERY LOW	LOW	MODERATE	VERY HIGH	Total
TermRsn DEATH	Count		0	0	0	1	1
	% within TermRsn		.0%	.0%	.0%	100.0%	100.0%
REVOKED - CONDITION	Count		0	1	2	9	12
	% within TermRsn		.0%	8.3%	16.7%	75.0%	100.0%
REVOKED - NEW FELONY	Count		0	0	0	4	4
	% within TermRsn		.0%	.0%	.0%	100.0%	100.0%
REVOKED - NEW MISDEMEANOR	Count		0	0	1	1	2
	% within TermRsn		.0%	.0%	50.0%	50.0%	100.0%
SUCCESSFUL	Count		15	6	27	10	58
	% within TermRsn		25.9%	10.3%	46.6%	17.2%	100.0%
UNSUCCESSFUL - CLOSED BY COURT	Count		1	1	3	4	9
	% within TermRsn		11.1%	11.1%	33.3%	44.4%	100.0%
Total	Count		16	8	33	29	86
	% within TermRsn		18.6%	9.3%	38.4%	33.7%	100.0%

TermRsn * ALCOHOL / DRUG PROBLEM

			ALCOHOL / DRUG PROBLEM					
			VERY LOW	LOW	MODERATE	HIGH	VERY HIGH	Total
TermRsn DEATH	Count		0	0	1	0	0	1
	% within TermRsn		.0%	.0%	100.0%	.0%	.0%	100.0%
REVOKED - CONDITION	Count		3	0	1	6	2	12
	% within TermRsn		25.0%	.0%	8.3%	50.0%	16.7%	100.0%
REVOKED - NEW FELONY	Count		1	0	1	2	0	4
	% within TermRsn		25.0%	.0%	25.0%	50.0%	.0%	100.0%
REVOKED - NEW MISDEMEANOR	Count		0	0	1	1	0	2
	% within TermRsn		.0%	.0%	50.0%	50.0%	.0%	100.0%
SUCCESSFUL	Count		19	28	5	6	0	58
	% within TermRsn		32.8%	48.3%	8.6%	10.3%	.0%	100.0%
UNSUCCESSFUL - CLOSED BY COURT	Count		3	2	1	3	0	9
	% within TermRsn		33.3%	22.2%	11.1%	33.3%	.0%	100.0%
Total	Count		26	30	10	18	2	86
	% within TermRsn		30.2%	34.9%	11.6%	20.9%	2.3%	100.0%

TermRsn * EMOTIONAL / PERSONAL

			EMOTIONAL / PERSONAL				
			VERY LOW	LOW	MODERATE	VERY HIGH	Total
TermRsn	DEATH	Count	0	1	0	0	1
		% within TermRsn	.0%	100.0%	.0%	.0%	100.0%
	REVOKED - CONDITION	Count	0	3	8	1	12
		% within TermRsn	.0%	25.0%	66.7%	8.3%	100.0%
	REVOKED - NEW FELONY	Count	2	1	0	1	4
		% within TermRsn	50.0%	25.0%	.0%	25.0%	100.0%
	REVOKED - NEW MISDEMEANOR	Count	0	1	1	0	2
		% within TermRsn	.0%	50.0%	50.0%	.0%	100.0%
	SUCCESSFUL	Count	21	21	13	3	58
		% within TermRsn	36.2%	36.2%	22.4%	5.2%	100.0%
	UNSUCCESSFUL - CLOSED BY COURT	Count	2	4	2	1	9
		% within TermRsn	22.2%	44.4%	22.2%	11.1%	100.0%
Total		Count	25	31	24	6	86
		% within TermRsn	29.1%	36.0%	27.9%	7.0%	100.0%

TermRsn * ATTITUDES / ORIENTATION

			ATTITUDES / ORIENTATION					
			VERY LOW	LOW	MODERATE	HIGH	VERY HIGH	Total
TermRsn	DEATH	Count	0	0	1	0	0	1
		% within TermRsn	.0%	.0%	100.0%	.0%	.0%	100.0%
	REVOKED - CONDITION	Count	0	0	1	6	5	12
		% within TermRsn	.0%	.0%	8.3%	50.0%	41.7%	100.0%
	REVOKED - NEW FELONY	Count	0	1	0	2	1	4
		% within TermRsn	.0%	25.0%	.0%	50.0%	25.0%	100.0%
	REVOKED - NEW MISDEMEANOR	Count	0	0	0	1	1	2
		% within TermRsn	.0%	.0%	.0%	50.0%	50.0%	100.0%
	SUCCESSFUL	Count	35	8	8	5	2	58
		% within TermRsn	60.3%	13.8%	13.8%	8.6%	3.4%	100.0%
	UNSUCCESSFUL - CLOSED BY COURT	Count	3	1	1	1	3	9
		% within TermRsn	33.3%	11.1%	11.1%	11.1%	33.3%	100.0%
Total		Count	38	10	11	15	12	86
		% within TermRsn	44.2%	11.6%	12.8%	17.4%	14.0%	100.0%

TermRsn * Supervision Level

			Supervision Level				
			ISL I	ISL II	ISL III	ISL IV	Total
TermRsn DEATH	Count		0	0	1	0	1
	% within TermRsn		.0%	.0%	100.0%	.0%	100.0%
REVOKED - CONDITION	Count		7	5	0	0	12
	% within TermRsn		58.3%	41.7%	.0%	.0%	100.0%
REVOKED - NEW FELONY	Count		1	3	0	0	4
	% within TermRsn		25.0%	75.0%	.0%	.0%	100.0%
REVOKED - NEW MISDEMEANOR	Count		2	0	0	0	2
	% within TermRsn		100.0%	.0%	.0%	.0%	100.0%
SUCCESSFUL	Count		4	8	21	25	58
	% within TermRsn		6.9%	13.8%	36.2%	43.1%	100.0%
UNSUCCESSFUL - CLOSED BY COURT	Count		3	2	2	2	9
	% within TermRsn		33.3%	22.2%	22.2%	22.2%	100.0%
Total	Count		17	18	24	27	86
	% within TermRsn		19.8%	20.9%	27.9%	31.4%	100.0%

ATCHISON

TermRsn * CRIMINAL HISTORY

			CRIMINAL HISTORY					
			VERY LOW	LOW	MODERATE	HIGH	VERY HIGH	Total
TermRsn	DEATH	Count	0	0	1	0	0	1
		% within TermRsn	.0%	.0%	100.0%	.0%	.0%	100.0%
	REVOKED - CONDITION	Count	0	2	8	1	1	12
		% within TermRsn	.0%	16.7%	66.7%	8.3%	8.3%	100.0%
	REVOKED - NEW FELONY	Count	0	0	3	0	0	3
		% within TermRsn	.0%	.0%	100.0%	.0%	.0%	100.0%
	REVOKED - NEW MISDEMEANOR	Count	0	0	0	2	0	2
		% within TermRsn	.0%	.0%	.0%	100.0%	.0%	100.0%
	SUCCESSFUL	Count	3	3	11	2	0	19
		% within TermRsn	15.8%	15.8%	57.9%	10.5%	.0%	100.0%
	UNSUCCESSFUL - CLOSED BY COURT	Count	0	0	4	1	2	7
		% within TermRsn	.0%	.0%	57.1%	14.3%	28.6%	100.0%
	UNSUCCESSFUL - REMANDED TO JAIL	Count	0	0	1	0	0	1
		% within TermRsn	.0%	.0%	100.0%	.0%	.0%	100.0%
Total		Count	3	5	28	6	3	45
		% within TermRsn	6.7%	11.1%	62.2%	13.3%	6.7%	100.0%

TermRsn * EDUCATION / EMPLOYMENT

			EDUCATION / EMPLOYMENT					
			VERY LOW	LOW	MODERATE	HIGH	VERY HIGH	Total
TermRsn	DEATH	Count	0	0	0	0	1	1
		% within TermRsn	.0%	.0%	.0%	.0%	100.0%	100.0%
	REVOKED - CONDITION	Count	1	1	5	2	3	12
		% within TermRsn	8.3%	8.3%	41.7%	16.7%	25.0%	100.0%
	REVOKED - NEW FELONY	Count	0	0	1	1	1	3
		% within TermRsn	.0%	.0%	33.3%	33.3%	33.3%	100.0%
	REVOKED - NEW MISDEMEANOR	Count	0	0	1	1	0	2
		% within TermRsn	.0%	.0%	50.0%	50.0%	.0%	100.0%
	SUCCESSFUL	Count	4	4	8	1	2	19
		% within TermRsn	21.1%	21.1%	42.1%	5.3%	10.5%	100.0%
	UNSUCCESSFUL - CLOSED BY COURT	Count	0	2	2	3	0	7
		% within TermRsn	.0%	28.6%	28.6%	42.9%	.0%	100.0%
	UNSUCCESSFUL - REMANDED TO JAIL	Count	0	1	0	0	0	1
		% within TermRsn	.0%	100.0%	.0%	.0%	.0%	100.0%
Total		Count	5	8	17	8	7	45
		% within TermRsn	11.1%	17.8%	37.8%	17.8%	15.6%	100.0%

TermRsn * FINANCIAL

			FINANCIAL			
			VERY LOW	MODERATE	VERY HIGH	Total
TermRsn	DEATH	Count	1	0	0	1
		% within TermRsn	100.0%	.0%	.0%	100.0%
	REVOKED - CONDITION	Count	1	7	4	12
		% within TermRsn	8.3%	58.3%	33.3%	100.0%
	REVOKED - NEW FELONY	Count	1	1	1	3
		% within TermRsn	33.3%	33.3%	33.3%	100.0%
	REVOKED - NEW MISDEMEANOR	Count	0	2	0	2
		% within TermRsn	.0%	100.0%	.0%	100.0%
	SUCCESSFUL	Count	8	10	1	19
		% within TermRsn	42.1%	52.6%	5.3%	100.0%
	UNSUCCESSFUL - CLOSED BY COURT	Count	2	3	2	7
		% within TermRsn	28.6%	42.9%	28.6%	100.0%
	UNSUCCESSFUL - REMANDED TO JAIL	Count	0	1	0	1
		% within TermRsn	.0%	100.0%	.0%	100.0%
Total		Count	13	24	8	45
		% within TermRsn	28.9%	53.3%	17.8%	100.0%

TermRsn * FAMILY / MARITAL

			FAMILY / MARITAL					
			VERY LOW	LOW	MODERATE	HIGH	VERY HIGH	Total
TermRsn	DEATH	Count	0	0	0	0	1	1
		% within TermRsn	.0%	.0%	.0%	.0%	100.0%	100.0%
	REVOKED - CONDITION	Count	0	0	5	4	3	12
		% within TermRsn	.0%	.0%	41.7%	33.3%	25.0%	100.0%
	REVOKED - NEW FELONY	Count	0	0	1	1	1	3
		% within TermRsn	.0%	.0%	33.3%	33.3%	33.3%	100.0%
	REVOKED - NEW MISDEMEANOR	Count	1	1	0	0	0	2
		% within TermRsn	50.0%	50.0%	.0%	.0%	.0%	100.0%
	SUCCESSFUL	Count	1	12	5	1	0	19
		% within TermRsn	5.3%	63.2%	26.3%	5.3%	.0%	100.0%
	UNSUCCESSFUL - CLOSED BY COURT	Count	0	4	1	2	0	7
		% within TermRsn	.0%	57.1%	14.3%	28.6%	.0%	100.0%
	UNSUCCESSFUL - REMANDED TO JAIL	Count	0	1	0	0	0	1
		% within TermRsn	.0%	100.0%	.0%	.0%	.0%	100.0%
Total		Count	2	18	12	8	5	45
		% within TermRsn	4.4%	40.0%	26.7%	17.8%	11.1%	100.0%

TermRsn * ACCOMMODATION

			ACCOMMODATION				
			VERY LOW	LOW	HIGH	VERY HIGH	Total
TermRsn	DEATH	Count	0	1	0	0	1
		% within TermRsn	.0%	100.0%	.0%	.0%	100.0%
	REVOKED - CONDITION	Count	2	2	2	6	12
		% within TermRsn	16.7%	16.7%	16.7%	50.0%	100.0%
	REVOKED - NEW FELONY	Count	2	0	1	0	3
		% within TermRsn	66.7%	.0%	33.3%	.0%	100.0%
	REVOKED - NEW MISDEMEANOR	Count	1	1	0	0	2
		% within TermRsn	50.0%	50.0%	.0%	.0%	100.0%
	SUCCESSFUL	Count	15	2	2	0	19
		% within TermRsn	78.9%	10.5%	10.5%	.0%	100.0%
	UNSUCCESSFUL - CLOSED BY COURT	Count	2	2	2	1	7
		% within TermRsn	28.6%	28.6%	28.6%	14.3%	100.0%
	UNSUCCESSFUL - REMANDED TO JAIL	Count	1	0	0	0	1
		% within TermRsn	100.0%	.0%	.0%	.0%	100.0%
Total		Count	23	8	7	7	45
		% within TermRsn	51.1%	17.8%	15.6%	15.6%	100.0%

TermRsn * LEISURE / RECREATION

			LEISURE / RECREATION			
			VERY LOW	MODERATE	VERY HIGH	Total
TermRsn	DEATH	Count	0	0	1	1
		% within TermRsn	.0%	.0%	100.0%	100.0%
	REVOKED - CONDITION	Count	2	0	10	12
		% within TermRsn	16.7%	.0%	83.3%	100.0%
	REVOKED - NEW FELONY	Count	0	0	3	3
		% within TermRsn	.0%	.0%	100.0%	100.0%
	REVOKED - NEW MISDEMEANOR	Count	0	1	1	2
		% within TermRsn	.0%	50.0%	50.0%	100.0%
	SUCCESSFUL	Count	6	5	8	19
		% within TermRsn	31.6%	26.3%	42.1%	100.0%
	UNSUCCESSFUL - CLOSED BY COURT	Count	1	0	6	7
		% within TermRsn	14.3%	.0%	85.7%	100.0%
	UNSUCCESSFUL - REMANDED TO JAIL	Count	0	0	1	1
		% within TermRsn	.0%	.0%	100.0%	100.0%
Total		Count	9	6	30	45
		% within TermRsn	20.0%	13.3%	66.7%	100.0%

TermRsn * COMPANIONS

			COMPANIONS				
			VERY LOW	LOW	MODERATE	VERY HIGH	Total
TermRsn	DEATH	Count	0	0	0	1	1
		% within TermRsn	.0%	.0%	.0%	100.0%	100.0%
	REVOKED - CONDITION	Count	0	1	6	5	12
		% within TermRsn	.0%	8.3%	50.0%	41.7%	100.0%
	REVOKED - NEW FELONY	Count	0	0	2	1	3
		% within TermRsn	.0%	.0%	66.7%	33.3%	100.0%
	REVOKED - NEW MISDEMEANOR	Count	0	0	1	1	2
		% within TermRsn	.0%	.0%	50.0%	50.0%	100.0%
	SUCCESSFUL	Count	3	1	10	5	19
		% within TermRsn	15.8%	5.3%	52.6%	26.3%	100.0%
	UNSUCCESSFUL - CLOSED BY COURT	Count	0	0	2	5	7
		% within TermRsn	.0%	.0%	28.6%	71.4%	100.0%
	UNSUCCESSFUL - REMANDED TO JAIL	Count	0	0	1	0	1
		% within TermRsn	.0%	.0%	100.0%	.0%	100.0%
Total		Count	3	2	22	18	45
		% within TermRsn	6.7%	4.4%	48.9%	40.0%	100.0%

TermRsn * ALCOHOL / DRUG PROBLEM

			ALCOHOL / DRUG PROBLEM					
			VERY LOW	LOW	MODERATE	HIGH	VERY HIGH	Total
TermRsn	DEATH	Count	0	0	0	1	0	1
		% within TermRsn	.0%	.0%	.0%	100.0%	.0%	100.0%
	REVOKED - CONDITION	Count	0	2	5	4	1	12
		% within TermRsn	.0%	16.7%	41.7%	33.3%	8.3%	100.0%
	REVOKED - NEW FELONY	Count	0	3	0	0	0	3
		% within TermRsn	.0%	100.0%	.0%	.0%	.0%	100.0%
	REVOKED - NEW MISDEMEANOR	Count	0	0	2	0	0	2
		% within TermRsn	.0%	.0%	100.0%	.0%	.0%	100.0%
	SUCCESSFUL	Count	9	10	0	0	0	19
		% within TermRsn	47.4%	52.6%	.0%	.0%	.0%	100.0%
	UNSUCCESSFUL - CLOSED BY COURT	Count	2	1	3	1	0	7
		% within TermRsn	28.6%	14.3%	42.9%	14.3%	.0%	100.0%
	UNSUCCESSFUL - REMANDED TO JAIL	Count	0	1	0	0	0	1
		% within TermRsn	.0%	100.0%	.0%	.0%	.0%	100.0%
Total		Count	11	17	10	6	1	45
		% within TermRsn	24.4%	37.8%	22.2%	13.3%	2.2%	100.0%

TermRsn * EMOTIONAL / PERSONAL

			EMOTIONAL / PERSONAL			
			VERY LOW	LOW	MODERATE	Total
TermRsn	DEATH	Count	0	0	1	1
		% within TermRsn	.0%	.0%	100.0%	100.0%
	REVOKED - CONDITION	Count	3	2	7	12
		% within TermRsn	25.0%	16.7%	58.3%	100.0%
	REVOKED - NEW FELONY	Count	3	0	0	3
		% within TermRsn	100.0%	.0%	.0%	100.0%
	REVOKED - NEW MISDEMEANOR	Count	1	1	0	2
		% within TermRsn	50.0%	50.0%	.0%	100.0%
	SUCCESSFUL	Count	9	7	3	19
		% within TermRsn	47.4%	36.8%	15.8%	100.0%
	UNSUCCESSFUL - CLOSED BY COURT	Count	2	2	3	7
		% within TermRsn	28.6%	28.6%	42.9%	100.0%
	UNSUCCESSFUL - REMANDED TO JAIL	Count	1	0	0	1
		% within TermRsn	100.0%	.0%	.0%	100.0%
Total		Count	19	12	14	45
		% within TermRsn	42.2%	26.7%	31.1%	100.0%

TermRsn * ATTITUDES / ORIENTATION

			ATTITUDES / ORIENTATION					
			VERY LOW	LOW	MODERATE	HIGH	VERY HIGH	Total
TermRsn	DEATH	Count	0	0	0	1	0	1
		% within TermRsn	.0%	.0%	.0%	100.0%	.0%	100.0%
	REVOKED - CONDITION	Count	1	1	1	5	4	12
		% within TermRsn	8.3%	8.3%	8.3%	41.7%	33.3%	100.0%
	REVOKED - NEW FELONY	Count	0	0	1	1	1	3
		% within TermRsn	.0%	.0%	33.3%	33.3%	33.3%	100.0%
	REVOKED - NEW MISDEMEANOR	Count	0	0	1	1	0	2
		% within TermRsn	.0%	.0%	50.0%	50.0%	.0%	100.0%
	SUCCESSFUL	Count	12	2	3	1	1	19
		% within TermRsn	63.2%	10.5%	15.8%	5.3%	5.3%	100.0%
	UNSUCCESSFUL - CLOSED BY COURT	Count	0	2	1	2	2	7
		% within TermRsn	.0%	28.6%	14.3%	28.6%	28.6%	100.0%
	UNSUCCESSFUL - REMANDED TO JAIL	Count	0	0	1	0	0	1
		% within TermRsn	.0%	.0%	100.0%	.0%	.0%	100.0%
Total		Count	13	5	8	11	8	45
		% within TermRsn	28.9%	11.1%	17.8%	24.4%	17.8%	100.0%

TermRsn * Supervision Level

			Supervision Level				
			ISL I	ISL II	ISL III	ISL IV	Total
TermRsn	DEATH	Count	1	0	0	0	1
		% within TermRsn	100.0%	.0%	.0%	.0%	100.0%
	REVOKED - CONDITION	Count	6	3	3	0	12
		% within TermRsn	50.0%	25.0%	25.0%	.0%	100.0%
	REVOKED - NEW FELONY	Count	0	2	1	0	3
		% within TermRsn	.0%	66.7%	33.3%	.0%	100.0%
	REVOKED - NEW MISDEMEANOR	Count	0	2	0	0	2
		% within TermRsn	.0%	100.0%	.0%	.0%	100.0%
	SUCCESSFUL	Count	0	3	7	9	19
		% within TermRsn	.0%	15.8%	36.8%	47.4%	100.0%
	UNSUCCESSFUL - CLOSED BY COURT	Count	3	1	3	0	7
		% within TermRsn	42.9%	14.3%	42.9%	.0%	100.0%
	UNSUCCESSFUL - REMANDED TO JAIL	Count	0	0	1	0	1
		% within TermRsn	.0%	.0%	100.0%	.0%	100.0%
Total		Count	10	11	15	9	45
		% within TermRsn	22.2%	24.4%	33.3%	20.0%	100.0%

CENTRAL KANSAS

TermRsn * CRIMINAL HISTORY

			CRIMINAL HISTORY					Total
			VERY LOW	LOW	MODERATE	HIGH	VERY HIGH	
TermRsn DEATH	Count		0	0	2	0	1	3
	% within TermRsn		.0%	.0%	66.7%	.0%	33.3%	100.0%
REVOKED - CONDITION	Count		0	0	4	9	8	21
	% within TermRsn		.0%	.0%	19.0%	42.9%	38.1%	100.0%
REVOKED - NEW FELONY	Count		0	0	1	1	2	4
	% within TermRsn		.0%	.0%	25.0%	25.0%	50.0%	100.0%
SUCCESSFUL	Count		5	15	23	8	10	61
	% within TermRsn		8.2%	24.6%	37.7%	13.1%	16.4%	100.0%
UNSUCCESSFUL - CLOSED BY COURT	Count		0	2	5	1	2	10
	% within TermRsn		.0%	20.0%	50.0%	10.0%	20.0%	100.0%
Total	Count		5	17	35	19	23	99
	% within TermRsn		5.1%	17.2%	35.4%	19.2%	23.2%	100.0%

TermRsn * EDUCATION / EMPLOYMENT

			EDUCATION / EMPLOYMENT					Total
			VERY LOW	LOW	MODERATE	HIGH	VERY HIGH	
TermRsn DEATH	Count		1	0	1	1	0	3
	% within TermRsn		33.3%	.0%	33.3%	33.3%	.0%	100.0%
REVOKED - CONDITION	Count		0	3	4	3	11	21
	% within TermRsn		.0%	14.3%	19.0%	14.3%	52.4%	100.0%
REVOKED - NEW FELONY	Count		0	1	0	0	3	4
	% within TermRsn		.0%	25.0%	.0%	.0%	75.0%	100.0%
SUCCESSFUL	Count		21	25	13	1	1	61
	% within TermRsn		34.4%	41.0%	21.3%	1.6%	1.6%	100.0%
UNSUCCESSFUL - CLOSED BY COURT	Count		0	2	5	1	2	10
	% within TermRsn		.0%	20.0%	50.0%	10.0%	20.0%	100.0%
Total	Count		22	31	23	6	17	99
	% within TermRsn		22.2%	31.3%	23.2%	6.1%	17.2%	100.0%

TermRsn * FINANCIAL

			FINANCIAL			
			VERY LOW	MODERATE	VERY HIGH	Total
TermRsn DEATH	Count		1	1	1	3
	% within TermRsn		33.3%	33.3%	33.3%	100.0%
REVOKED - CONDITION	Count		1	15	5	21
	% within TermRsn		4.8%	71.4%	23.8%	100.0%
REVOKED - NEW FELONY	Count		0	2	2	4
	% within TermRsn		.0%	50.0%	50.0%	100.0%
SUCCESSFUL	Count		30	27	4	61
	% within TermRsn		49.2%	44.3%	6.6%	100.0%
UNSUCCESSFUL - CLOSED BY COURT	Count		1	6	3	10
	% within TermRsn		10.0%	60.0%	30.0%	100.0%
Total	Count		33	51	15	99
	% within TermRsn		33.3%	51.5%	15.2%	100.0%

TermRsn * FAMILY / MARITAL

			FAMILY / MARITAL					
			VERY LOW	LOW	MODERATE	HIGH	VERY HIGH	Total
TermRsn DEATH	Count		0	1	1	1	0	3
	% within TermRsn		.0%	33.3%	33.3%	33.3%	.0%	100.0%
REVOKED - CONDITION	Count		1	3	5	4	8	21
	% within TermRsn		4.8%	14.3%	23.8%	19.0%	38.1%	100.0%
REVOKED - NEW FELONY	Count		0	0	3	0	1	4
	% within TermRsn		.0%	.0%	75.0%	.0%	25.0%	100.0%
SUCCESSFUL	Count		6	25	20	10	0	61
	% within TermRsn		9.8%	41.0%	32.8%	16.4%	.0%	100.0%
UNSUCCESSFUL - CLOSED BY COURT	Count		1	3	2	2	2	10
	% within TermRsn		10.0%	30.0%	20.0%	20.0%	20.0%	100.0%
Total	Count		8	32	31	17	11	99
	% within TermRsn		8.1%	32.3%	31.3%	17.2%	11.1%	100.0%

TermRsn * ACCOMMODATION

			ACCOMMODATION				
			VERY LOW	LOW	HIGH	VERY HIGH	Total
TermRsn	DEATH	Count	3	0	0	0	3
		% within TermRsn	100.0%	.0%	.0%	.0%	100.0%
	REVOKED - CONDITION	Count	6	8	2	5	21
		% within TermRsn	28.6%	38.1%	9.5%	23.8%	100.0%
	REVOKED - NEW FELONY	Count	2	1	0	1	4
		% within TermRsn	50.0%	25.0%	.0%	25.0%	100.0%
	SUCCESSFUL	Count	50	9	2	0	61
		% within TermRsn	82.0%	14.8%	3.3%	.0%	100.0%
	UNSUCCESSFUL - CLOSED BY COURT	Count	6	2	2	0	10
		% within TermRsn	60.0%	20.0%	20.0%	.0%	100.0%
Total		Count	67	20	6	6	99
		% within TermRsn	67.7%	20.2%	6.1%	6.1%	100.0%

TermRsn * LEISURE / RECREATION

			LEISURE / RECREATION			
			VERY LOW	MODERATE	VERY HIGH	Total
TermRsn	DEATH	Count	0	0	3	3
		% within TermRsn	.0%	.0%	100.0%	100.0%
	REVOKED - CONDITION	Count	2	0	19	21
		% within TermRsn	9.5%	.0%	90.5%	100.0%
	REVOKED - NEW FELONY	Count	0	1	3	4
		% within TermRsn	.0%	25.0%	75.0%	100.0%
	SUCCESSFUL	Count	19	31	11	61
		% within TermRsn	31.1%	50.8%	18.0%	100.0%
	UNSUCCESSFUL - CLOSED BY COURT	Count	1	4	5	10
		% within TermRsn	10.0%	40.0%	50.0%	100.0%
Total		Count	22	36	41	99
		% within TermRsn	22.2%	36.4%	41.4%	100.0%

TermRsn * COMPANIONS

			COMPANIONS				
			VERY LOW	LOW	MODERATE	VERY HIGH	Total
TermRsn DEATH	Count		1	0	0	2	3
	% within TermRsn		33.3%	.0%	.0%	66.7%	100.0%
REVOKED - CONDITION	Count		1	0	8	12	21
	% within TermRsn		4.8%	.0%	38.1%	57.1%	100.0%
REVOKED - NEW FELONY	Count		0	1	1	2	4
	% within TermRsn		.0%	25.0%	25.0%	50.0%	100.0%
SUCCESSFUL	Count		19	11	22	9	61
	% within TermRsn		31.1%	18.0%	36.1%	14.8%	100.0%
UNSUCCESSFUL - CLOSED BY COURT	Count		2	1	3	4	10
	% within TermRsn		20.0%	10.0%	30.0%	40.0%	100.0%
Total	Count		23	13	34	29	99
	% within TermRsn		23.2%	13.1%	34.3%	29.3%	100.0%

TermRsn * ALCOHOL / DRUG PROBLEM

			ALCOHOL / DRUG PROBLEM					
			VERY LOW	LOW	MODERATE	HIGH	VERY HIGH	Total
TermRsn DEATH	Count		1	0	1	1	0	3
	% within TermRsn		33.3%	.0%	33.3%	33.3%	.0%	100.0%
REVOKED - CONDITION	Count		3	3	8	6	1	21
	% within TermRsn		14.3%	14.3%	38.1%	28.6%	4.8%	100.0%
REVOKED - NEW FELONY	Count		0	1	1	0	2	4
	% within TermRsn		.0%	25.0%	25.0%	.0%	50.0%	100.0%
SUCCESSFUL	Count		19	32	9	1	0	61
	% within TermRsn		31.1%	52.5%	14.8%	1.6%	.0%	100.0%
UNSUCCESSFUL - CLOSED BY COURT	Count		0	4	5	1	0	10
	% within TermRsn		.0%	40.0%	50.0%	10.0%	.0%	100.0%
Total	Count		23	40	24	9	3	99
	% within TermRsn		23.2%	40.4%	24.2%	9.1%	3.0%	100.0%

TermRsn * EMOTIONAL / PERSONAL

			EMOTIONAL / PERSONAL				
			VERY LOW	LOW	MODERATE	VERY HIGH	Total
TermRsn	DEATH	Count	1	1	1	0	3
		% within TermRsn	33.3%	33.3%	33.3%	.0%	100.0%
	REVOKED - CONDITION	Count	4	7	7	3	21
		% within TermRsn	19.0%	33.3%	33.3%	14.3%	100.0%
	REVOKED - NEW FELONY	Count	0	3	1	0	4
		% within TermRsn	.0%	75.0%	25.0%	.0%	100.0%
	SUCCESSFUL	Count	19	21	18	3	61
		% within TermRsn	31.1%	34.4%	29.5%	4.9%	100.0%
	UNSUCCESSFUL - CLOSED BY COURT	Count	2	5	3	0	10
		% within TermRsn	20.0%	50.0%	30.0%	.0%	100.0%
Total		Count	26	37	30	6	99
		% within TermRsn	26.3%	37.4%	30.3%	6.1%	100.0%

TermRsn * ATTITUDES / ORIENTATION

			ATTITUDES / ORIENTATION					
			VERY LOW	LOW	MODERATE	HIGH	VERY HIGH	Total
TermRsn	DEATH	Count	1	0	1	0	1	3
		% within TermRsn	33.3%	.0%	33.3%	.0%	33.3%	100.0%
	REVOKED - CONDITION	Count	0	1	3	8	9	21
		% within TermRsn	.0%	4.8%	14.3%	38.1%	42.9%	100.0%
	REVOKED - NEW FELONY	Count	1	0	0	1	2	4
		% within TermRsn	25.0%	.0%	.0%	25.0%	50.0%	100.0%
	SUCCESSFUL	Count	47	10	3	1	0	61
		% within TermRsn	77.0%	16.4%	4.9%	1.6%	.0%	100.0%
	UNSUCCESSFUL - CLOSED BY COURT	Count	1	0	5	3	1	10
		% within TermRsn	10.0%	.0%	50.0%	30.0%	10.0%	100.0%
Total		Count	50	11	12	13	13	99
		% within TermRsn	50.5%	11.1%	12.1%	13.1%	13.1%	100.0%

TermRsn * Supervision Level

			Supervision Level				
			ISL I	ISL II	ISL III	ISL IV	Total
TermRsn	DEATH	Count	1	1	0	1	3
		% within TermRsn	33.3%	33.3%	.0%	33.3%	100.0%
	REVOKED - CONDITION	Count	12	7	2	0	21
		% within TermRsn	57.1%	33.3%	9.5%	.0%	100.0%
	REVOKED - NEW FELONY	Count	3	0	1	0	4
		% within TermRsn	75.0%	.0%	25.0%	.0%	100.0%
	SUCCESSFUL	Count	0	5	23	33	61
		% within TermRsn	.0%	8.2%	37.7%	54.1%	100.0%
	UNSUCCESSFUL - CLOSED BY COURT	Count	1	6	3	0	10
		% within TermRsn	10.0%	60.0%	30.0%	.0%	100.0%
Total		Count	17	19	29	34	99
		% within TermRsn	17.2%	19.2%	29.3%	34.3%	100.0%

CIMARRON BASIN

TermRsn * CRIMINAL HISTORY

		CRIMINAL HISTORY					
		VERY LOW	LOW	MODERATE	HIGH	VERY HIGH	Total
TermRsn DEATH	Count	0	0	1	0	0	1
	% within TermRsn	.0%	.0%	100.0%	.0%	.0%	100.0%
REVOKED - CONDITION	Count	1	1	4	2	1	9
	% within TermRsn	11.1%	11.1%	44.4%	22.2%	11.1%	100.0%
REVOKED - NEW FELONY	Count	0	5	3	2	4	14
	% within TermRsn	.0%	35.7%	21.4%	14.3%	28.6%	100.0%
REVOKED - NEW MISDEMEANOR	Count	0	0	0	0	1	1
	% within TermRsn	.0%	.0%	.0%	.0%	100.0%	100.0%
SUCCESSFUL	Count	7	9	32	3	8	59
	% within TermRsn	11.9%	15.3%	54.2%	5.1%	13.6%	100.0%
UNSUCCESSFUL - CLOSED BY COURT	Count	0	3	11	3	2	19
	% within TermRsn	.0%	15.8%	57.9%	15.8%	10.5%	100.0%
UNSUCCESSFUL - REMANDED TO JAIL	Count	0	0	1	0	0	1
	% within TermRsn	.0%	.0%	100.0%	.0%	.0%	100.0%
Total	Count	8	18	52	10	16	104
	% within TermRsn	7.7%	17.3%	50.0%	9.6%	15.4%	100.0%

TermRsn * EDUCATION / EMPLOYMENT

		EDUCATION / EMPLOYMENT					
		VERY LOW	LOW	MODERATE	HIGH	VERY HIGH	Total
TermRsn DEATH	Count	0	1	0	0	0	1
	% within TermRsn	.0%	100.0%	.0%	.0%	.0%	100.0%
REVOKED - CONDITION	Count	1	0	2	1	5	9
	% within TermRsn	11.1%	.0%	22.2%	11.1%	55.6%	100.0%
REVOKED - NEW FELONY	Count	1	3	3	0	7	14
	% within TermRsn	7.1%	21.4%	21.4%	.0%	50.0%	100.0%
REVOKED - NEW MISDEMEANOR	Count	0	0	0	0	1	1
	% within TermRsn	.0%	.0%	.0%	.0%	100.0%	100.0%
SUCCESSFUL	Count	22	21	14	2	0	59
	% within TermRsn	37.3%	35.6%	23.7%	3.4%	.0%	100.0%
UNSUCCESSFUL - CLOSED BY COURT	Count	1	5	4	3	6	19
	% within TermRsn	5.3%	26.3%	21.1%	15.8%	31.6%	100.0%
UNSUCCESSFUL - REMANDED TO JAIL	Count	1	0	0	0	0	1
	% within TermRsn	100.0%	.0%	.0%	.0%	.0%	100.0%
Total	Count	26	30	23	6	19	104
	% within TermRsn	25.0%	28.8%	22.1%	5.8%	18.3%	100.0%

TermRsn * FINANCIAL

		FINANCIAL			
		VERY LOW	MODERATE	VERY HIGH	Total
TermRsn DEATH	Count	1	0	0	1
	% within TermRsn	100.0%	.0%	.0%	100.0%
REVOKED - CONDITION	Count	1	5	3	9
	% within TermRsn	11.1%	55.6%	33.3%	100.0%
REVOKED - NEW FELONY	Count	0	8	6	14
	% within TermRsn	.0%	57.1%	42.9%	100.0%
REVOKED - NEW MISDEMEANOR	Count	1	0	0	1
	% within TermRsn	100.0%	.0%	.0%	100.0%
SUCCESSFUL	Count	34	17	8	59
	% within TermRsn	57.6%	28.8%	13.6%	100.0%
UNSUCCESSFUL - CLOSED BY COURT	Count	1	12	6	19
	% within TermRsn	5.3%	63.2%	31.6%	100.0%
UNSUCCESSFUL - REMANDED TO JAIL	Count	0	1	0	1
	% within TermRsn	.0%	100.0%	.0%	100.0%
Total	Count	38	43	23	104
	% within TermRsn	36.5%	41.3%	22.1%	100.0%

TermRsn * FAMILY / MARITAL

		FAMILY / MARITAL					
		VERY LOW	LOW	MODERATE	HIGH	VERY HIGH	Total
TermRsn DEATH	Count	0	0	0	1	0	1
	% within TermRsn	.0%	.0%	.0%	100.0%	.0%	100.0%
REVOKED - CONDITION	Count	3	0	1	3	2	9
	% within TermRsn	33.3%	.0%	11.1%	33.3%	22.2%	100.0%
REVOKED - NEW FELONY	Count	1	4	2	3	4	14
	% within TermRsn	7.1%	28.6%	14.3%	21.4%	28.6%	100.0%
REVOKED - NEW MISDEMEANOR	Count	0	0	0	0	1	1
	% within TermRsn	.0%	.0%	.0%	.0%	100.0%	100.0%
SUCCESSFUL	Count	19	28	7	1	4	59
	% within TermRsn	32.2%	47.5%	11.9%	1.7%	6.8%	100.0%
UNSUCCESSFUL - CLOSED BY COURT	Count	2	8	6	1	2	19
	% within TermRsn	10.5%	42.1%	31.6%	5.3%	10.5%	100.0%
UNSUCCESSFUL - REMANDED TO JAIL	Count	0	0	1	0	0	1
	% within TermRsn	.0%	.0%	100.0%	.0%	.0%	100.0%
Total	Count	25	40	17	9	13	104
	% within TermRsn	24.0%	38.5%	16.3%	8.7%	12.5%	100.0%

TermRsn * ACCOMMODATION

			ACCOMMODATION				
			VERY LOW	LOW	HIGH	VERY HIGH	Total
TermRsn DEATH	Count	0	0	0	1	1	
	% within TermRsn	.0%	.0%	.0%	100.0%	100.0%	
REVOKED - CONDITION	Count	2	3	3	1	9	
	% within TermRsn	22.2%	33.3%	33.3%	11.1%	100.0%	
REVOKED - NEW FELONY	Count	8	4	1	1	14	
	% within TermRsn	57.1%	28.6%	7.1%	7.1%	100.0%	
REVOKED - NEW MISDEMEANOR	Count	1	0	0	0	1	
	% within TermRsn	100.0%	.0%	.0%	.0%	100.0%	
SUCCESSFUL	Count	47	10	1	1	59	
	% within TermRsn	79.7%	16.9%	1.7%	1.7%	100.0%	
UNSUCCESSFUL - CLOSED BY COURT	Count	9	6	3	1	19	
	% within TermRsn	47.4%	31.6%	15.8%	5.3%	100.0%	
UNSUCCESSFUL - REMANDED TO JAIL	Count	0	1	0	0	1	
	% within TermRsn	.0%	100.0%	.0%	.0%	100.0%	
Total	Count	67	24	8	5	104	
	% within TermRsn	64.4%	23.1%	7.7%	4.8%	100.0%	

TermRsn * LEISURE / RECREATION

			LEISURE / RECREATION			
			VERY LOW	MODERATE	VERY HIGH	Total
TermRsn DEATH	Count	0	1	0	1	
	% within TermRsn	.0%	100.0%	.0%	100.0%	
REVOKED - CONDITION	Count	0	0	9	9	
	% within TermRsn	.0%	.0%	100.0%	100.0%	
REVOKED - NEW FELONY	Count	0	0	14	14	
	% within TermRsn	.0%	.0%	100.0%	100.0%	
REVOKED - NEW MISDEMEANOR	Count	0	0	1	1	
	% within TermRsn	.0%	.0%	100.0%	100.0%	
SUCCESSFUL	Count	27	17	15	59	
	% within TermRsn	45.8%	28.8%	25.4%	100.0%	
UNSUCCESSFUL - CLOSED BY COURT	Count	1	5	13	19	
	% within TermRsn	5.3%	26.3%	68.4%	100.0%	
UNSUCCESSFUL - REMANDED TO JAIL	Count	0	0	1	1	
	% within TermRsn	.0%	.0%	100.0%	100.0%	
Total	Count	28	23	53	104	
	% within TermRsn	26.9%	22.1%	51.0%	100.0%	

TermRsn * COMPANIONS

		COMPANIONS				
		VERY LOW	LOW	MODERATE	VERY HIGH	Total
TermRsn DEATH	Count	1	0	0	0	1
	% within TermRsn	100.0%	.0%	.0%	.0%	100.0%
REVOKED - CONDITION	Count	1	0	2	6	9
	% within TermRsn	11.1%	.0%	22.2%	66.7%	100.0%
REVOKED - NEW FELONY	Count	0	0	2	12	14
	% within TermRsn	.0%	.0%	14.3%	85.7%	100.0%
REVOKED - NEW MISDEMEANOR	Count	1	0	0	0	1
	% within TermRsn	100.0%	.0%	.0%	.0%	100.0%
SUCCESSFUL	Count	36	7	12	4	59
	% within TermRsn	61.0%	11.9%	20.3%	6.8%	100.0%
UNSUCCESSFUL - CLOSED BY COURT	Count	1	0	4	14	19
	% within TermRsn	5.3%	.0%	21.1%	73.7%	100.0%
UNSUCCESSFUL - REMANDED TO JAIL	Count	0	0	0	1	1
	% within TermRsn	.0%	.0%	.0%	100.0%	100.0%
Total	Count	40	7	20	37	104
	% within TermRsn	38.5%	6.7%	19.2%	35.6%	100.0%

TermRsn * ALCOHOL / DRUG PROBLEM

		ALCOHOL / DRUG PROBLEM				
		VERY LOW	LOW	MODERATE	HIGH	Total
TermRsn DEATH	Count	0	1	0	0	1
	% within TermRsn	.0%	100.0%	.0%	.0%	100.0%
REVOKED - CONDITION	Count	0	4	1	4	9
	% within TermRsn	.0%	44.4%	11.1%	44.4%	100.0%
REVOKED - NEW FELONY	Count	0	5	7	2	14
	% within TermRsn	.0%	35.7%	50.0%	14.3%	100.0%
REVOKED - NEW MISDEMEANOR	Count	0	0	0	1	1
	% within TermRsn	.0%	.0%	.0%	100.0%	100.0%
SUCCESSFUL	Count	26	27	4	2	59
	% within TermRsn	44.1%	45.8%	6.8%	3.4%	100.0%
UNSUCCESSFUL - CLOSED BY COURT	Count	3	9	4	3	19
	% within TermRsn	15.8%	47.4%	21.1%	15.8%	100.0%
UNSUCCESSFUL - REMANDED TO JAIL	Count	1	0	0	0	1
	% within TermRsn	100.0%	.0%	.0%	.0%	100.0%
Total	Count	30	46	16	12	104
	% within TermRsn	28.8%	44.2%	15.4%	11.5%	100.0%

TermRsn * EMOTIONAL / PERSONAL

		EMOTIONAL / PERSONAL				
		VERY LOW	LOW	MODERATE	VERY HIGH	Total
TermRsn DEATH	Count	1	0	0	0	1
	% within TermRsn	100.0%	.0%	.0%	.0%	100.0%
REVOKED - CONDITION	Count	5	2	2	0	9
	% within TermRsn	55.6%	22.2%	22.2%	.0%	100.0%
REVOKED - NEW FELONY	Count	7	3	2	2	14
	% within TermRsn	50.0%	21.4%	14.3%	14.3%	100.0%
REVOKED - NEW MISDEMEANOR	Count	1	0	0	0	1
	% within TermRsn	100.0%	.0%	.0%	.0%	100.0%
SUCCESSFUL	Count	40	10	7	2	59
	% within TermRsn	67.8%	16.9%	11.9%	3.4%	100.0%
UNSUCCESSFUL - CLOSED BY COURT	Count	12	2	4	1	19
	% within TermRsn	63.2%	10.5%	21.1%	5.3%	100.0%
UNSUCCESSFUL - REMANDED TO JAIL	Count	0	0	1	0	1
	% within TermRsn	.0%	.0%	100.0%	.0%	100.0%
Total	Count	66	17	16	5	104
	% within TermRsn	63.5%	16.3%	15.4%	4.8%	100.0%

TermRsn * ATTITUDES / ORIENTATION

		ATTITUDES / ORIENTATION					
		VERY LOW	LOW	MODERATE	HIGH	VERY HIGH	Total
TermRsn DEATH	Count	0	1	0	0	0	1
	% within TermRsn	.0%	100.0%	.0%	.0%	.0%	100.0%
REVOKED - CONDITION	Count	0	2	1	4	2	9
	% within TermRsn	.0%	22.2%	11.1%	44.4%	22.2%	100.0%
REVOKED - NEW FELONY	Count	1	1	3	5	4	14
	% within TermRsn	7.1%	7.1%	21.4%	35.7%	28.6%	100.0%
REVOKED - NEW MISDEMEANOR	Count	0	0	0	1	0	1
	% within TermRsn	.0%	.0%	.0%	100.0%	.0%	100.0%
SUCCESSFUL	Count	45	7	3	1	3	59
	% within TermRsn	76.3%	11.9%	5.1%	1.7%	5.1%	100.0%
UNSUCCESSFUL - CLOSED BY COURT	Count	3	4	4	6	2	19
	% within TermRsn	15.8%	21.1%	21.1%	31.6%	10.5%	100.0%
UNSUCCESSFUL - REMANDED TO JAIL	Count	1	0	0	0	0	1
	% within TermRsn	100.0%	.0%	.0%	.0%	.0%	100.0%
Total	Count	50	15	11	17	11	104
	% within TermRsn	48.1%	14.4%	10.6%	16.3%	10.6%	100.0%

TermRsn * Supervision Level

		Supervision Level				
		ISL I	ISL II	ISL III	ISL IV	Total
TermRsn DEATH	Count	0	0	1	0	1
	% within TermRsn	.0%	.0%	100.0%	.0%	100.0%
REVOKED - CONDITION	Count	4	3	2	0	9
	% within TermRsn	44.4%	33.3%	22.2%	.0%	100.0%
REVOKED - NEW FELONY	Count	4	6	4	0	14
	% within TermRsn	28.6%	42.9%	28.6%	.0%	100.0%
REVOKED - NEW MISDEMEANOR	Count	1	0	0	0	1
	% within TermRsn	100.0%	.0%	.0%	.0%	100.0%
SUCCESSFUL	Count	1	4	12	42	59
	% within TermRsn	1.7%	6.8%	20.3%	71.2%	100.0%
UNSUCCESSFUL - CLOSED BY COURT	Count	3	8	6	2	19
	% within TermRsn	15.8%	42.1%	31.6%	10.5%	100.0%
UNSUCCESSFUL - REMANDED TO JAIL	Count	0	0	1	0	1
	% within TermRsn	.0%	.0%	100.0%	.0%	100.0%
Total	Count	13	21	26	44	104
	% within TermRsn	12.5%	20.2%	25.0%	42.3%	100.0%

COWLEY

TermRsn * CRIMINAL HISTORY

			CRIMINAL HISTORY					
			VERY LOW	LOW	MODERATE	HIGH	VERY HIGH	Total
TermRsn	REVOKED - CONDITION	Count	1	0	11	7	4	23
		% within TermRsn	4.3%	.0%	47.8%	30.4%	17.4%	100.0%
	REVOKED - NEW FELONY	Count	0	2	1	0	0	3
		% within TermRsn	.0%	66.7%	33.3%	.0%	.0%	100.0%
	REVOKED - NEW MISDEMEANOR	Count	0	0	1	2	1	4
		% within TermRsn	.0%	.0%	25.0%	50.0%	25.0%	100.0%
	SUCCESSFUL	Count	4	5	28	5	3	45
		% within TermRsn	8.9%	11.1%	62.2%	11.1%	6.7%	100.0%
	UNSUCCESSFUL - CLOSED BY COURT	Count	0	0	5	2	4	11
		% within TermRsn	.0%	.0%	45.5%	18.2%	36.4%	100.0%
	UNSUCCESSFUL - REMANDED TO JAIL	Count	0	0	0	4	4	8
		% within TermRsn	.0%	.0%	.0%	50.0%	50.0%	100.0%
Total		Count	5	7	46	20	16	94
		% within TermRsn	5.3%	7.4%	48.9%	21.3%	17.0%	100.0%

TermRsn * EDUCATION / EMPLOYMENT

			EDUCATION / EMPLOYMENT					
			VERY LOW	LOW	MODERATE	HIGH	VERY HIGH	Total
TermRsn	REVOKED - CONDITION	Count	1	3	6	5	8	23
		% within TermRsn	4.3%	13.0%	26.1%	21.7%	34.8%	100.0%
	REVOKED - NEW FELONY	Count	0	0	2	0	1	3
		% within TermRsn	.0%	.0%	66.7%	.0%	33.3%	100.0%
	REVOKED - NEW MISDEMEANOR	Count	0	1	2	1	0	4
		% within TermRsn	.0%	25.0%	50.0%	25.0%	.0%	100.0%
	SUCCESSFUL	Count	11	20	8	2	4	45
		% within TermRsn	24.4%	44.4%	17.8%	4.4%	8.9%	100.0%
	UNSUCCESSFUL - CLOSED BY COURT	Count	2	1	2	2	4	11
		% within TermRsn	18.2%	9.1%	18.2%	18.2%	36.4%	100.0%
	UNSUCCESSFUL - REMANDED TO JAIL	Count	1	2	0	2	3	8
		% within TermRsn	12.5%	25.0%	.0%	25.0%	37.5%	100.0%
Total		Count	15	27	20	12	20	94
		% within TermRsn	16.0%	28.7%	21.3%	12.8%	21.3%	100.0%

TermRsn * FINANCIAL

			FINANCIAL			
			VERY LOW	MODERATE	VERY HIGH	Total
TermRsn	REVOKED - CONDITION	Count	1	13	9	23
		% within TermRsn	4.3%	56.5%	39.1%	100.0%
	REVOKED - NEW FELONY	Count	0	2	1	3
		% within TermRsn	.0%	66.7%	33.3%	100.0%
	REVOKED - NEW MISDEMEANOR	Count	1	1	2	4
		% within TermRsn	25.0%	25.0%	50.0%	100.0%
	SUCCESSFUL	Count	21	18	6	45
		% within TermRsn	46.7%	40.0%	13.3%	100.0%
	UNSUCCESSFUL - CLOSED BY COURT	Count	2	7	2	11
		% within TermRsn	18.2%	63.6%	18.2%	100.0%
	UNSUCCESSFUL - REMANDED TO JAIL	Count	2	3	3	8
		% within TermRsn	25.0%	37.5%	37.5%	100.0%
Total		Count	27	44	23	94
		% within TermRsn	28.7%	46.8%	24.5%	100.0%

TermRsn * FAMILY / MARITAL

			FAMILY / MARITAL					
			VERY LOW	LOW	MODERATE	HIGH	VERY HIGH	Total
TermRsn	REVOKED - CONDITION	Count	0	8	10	3	2	23
		% within TermRsn	.0%	34.8%	43.5%	13.0%	8.7%	100.0%
	REVOKED - NEW FELONY	Count	0	1	2	0	0	3
		% within TermRsn	.0%	33.3%	66.7%	.0%	.0%	100.0%
	REVOKED - NEW MISDEMEANOR	Count	0	1	1	1	1	4
		% within TermRsn	.0%	25.0%	25.0%	25.0%	25.0%	100.0%
	SUCCESSFUL	Count	12	21	8	4	0	45
		% within TermRsn	26.7%	46.7%	17.8%	8.9%	.0%	100.0%
	UNSUCCESSFUL - CLOSED BY COURT	Count	2	4	4	0	1	11
		% within TermRsn	18.2%	36.4%	36.4%	.0%	9.1%	100.0%
	UNSUCCESSFUL - REMANDED TO JAIL	Count	0	3	1	1	3	8
		% within TermRsn	.0%	37.5%	12.5%	12.5%	37.5%	100.0%
Total		Count	14	38	26	9	7	94
		% within TermRsn	14.9%	40.4%	27.7%	9.6%	7.4%	100.0%

TermRsn * ACCOMMODATION

			ACCOMMODATION				
			VERY LOW	LOW	HIGH	VERY HIGH	Total
TermRsn	REVOKED - CONDITION	Count	7	9	5	2	23
		% within TermRsn	30.4%	39.1%	21.7%	8.7%	100.0%
	REVOKED - NEW FELONY	Count	1	2	0	0	3
		% within TermRsn	33.3%	66.7%	.0%	.0%	100.0%
	REVOKED - NEW MISDEMEANOR	Count	2	1	1	0	4
		% within TermRsn	50.0%	25.0%	25.0%	.0%	100.0%
	SUCCESSFUL	Count	33	9	3	0	45
		% within TermRsn	73.3%	20.0%	6.7%	.0%	100.0%
	UNSUCCESSFUL - CLOSED BY COURT	Count	8	2	1	0	11
		% within TermRsn	72.7%	18.2%	9.1%	.0%	100.0%
	UNSUCCESSFUL - REMANDED TO JAIL	Count	2	1	3	2	8
		% within TermRsn	25.0%	12.5%	37.5%	25.0%	100.0%
Total		Count	53	24	13	4	94
		% within TermRsn	56.4%	25.5%	13.8%	4.3%	100.0%

TermRsn * LEISURE / RECREATION

			LEISURE / RECREATION			
			VERY LOW	MODERATE	VERY HIGH	Total
TermRsn	REVOKED - CONDITION	Count	0	4	19	23
		% within TermRsn	.0%	17.4%	82.6%	100.0%
	REVOKED - NEW FELONY	Count	0	0	3	3
		% within TermRsn	.0%	.0%	100.0%	100.0%
	REVOKED - NEW MISDEMEANOR	Count	0	1	3	4
		% within TermRsn	.0%	25.0%	75.0%	100.0%
	SUCCESSFUL	Count	8	22	15	45
		% within TermRsn	17.8%	48.9%	33.3%	100.0%
	UNSUCCESSFUL - CLOSED BY COURT	Count	0	1	10	11
		% within TermRsn	.0%	9.1%	90.9%	100.0%
	UNSUCCESSFUL - REMANDED TO JAIL	Count	0	3	5	8
		% within TermRsn	.0%	37.5%	62.5%	100.0%
Total		Count	8	31	55	94
		% within TermRsn	8.5%	33.0%	58.5%	100.0%

TermRsn * COMPANIONS

			COMPANIONS				
			VERY LOW	LOW	MODERATE	VERY HIGH	Total
TermRsn	REVOKED - CONDITION	Count	1	0	13	9	23
		% within TermRsn	4.3%	.0%	56.5%	39.1%	100.0%
	REVOKED - NEW FELONY	Count	0	0	2	1	3
		% within TermRsn	.0%	.0%	66.7%	33.3%	100.0%
	REVOKED - NEW MISDEMEANOR	Count	0	0	3	1	4
		% within TermRsn	.0%	.0%	75.0%	25.0%	100.0%
	SUCCESSFUL	Count	9	17	15	4	45
		% within TermRsn	20.0%	37.8%	33.3%	8.9%	100.0%
	UNSUCCESSFUL - CLOSED BY COURT	Count	1	1	6	3	11
		% within TermRsn	9.1%	9.1%	54.5%	27.3%	100.0%
	UNSUCCESSFUL - REMANDED TO JAIL	Count	0	2	5	1	8
		% within TermRsn	.0%	25.0%	62.5%	12.5%	100.0%
Total		Count	11	20	44	19	94
		% within TermRsn	11.7%	21.3%	46.8%	20.2%	100.0%

TermRsn * ALCOHOL / DRUG PROBLEM

			ALCOHOL / DRUG PROBLEM					
			VERY LOW	LOW	MODERATE	HIGH	VERY HIGH	Total
TermRsn	REVOKED - CONDITION	Count	0	4	8	10	1	23
		% within TermRsn	.0%	17.4%	34.8%	43.5%	4.3%	100.0%
	REVOKED - NEW FELONY	Count	0	0	3	0	0	3
		% within TermRsn	.0%	.0%	100.0%	.0%	.0%	100.0%
	REVOKED - NEW MISDEMEANOR	Count	0	1	1	1	1	4
		% within TermRsn	.0%	25.0%	25.0%	25.0%	25.0%	100.0%
	SUCCESSFUL	Count	13	25	4	1	2	45
		% within TermRsn	28.9%	55.6%	8.9%	2.2%	4.4%	100.0%
	UNSUCCESSFUL - CLOSED BY COURT	Count	2	1	5	3	0	11
		% within TermRsn	18.2%	9.1%	45.5%	27.3%	.0%	100.0%
	UNSUCCESSFUL - REMANDED TO JAIL	Count	1	2	2	2	1	8
		% within TermRsn	12.5%	25.0%	25.0%	25.0%	12.5%	100.0%
Total		Count	16	33	23	17	5	94
		% within TermRsn	17.0%	35.1%	24.5%	18.1%	5.3%	100.0%

TermRsn * EMOTIONAL / PERSONAL

			EMOTIONAL / PERSONAL				
			VERY LOW	LOW	MODERATE	VERY HIGH	Total
TermRsn	REVOKED - CONDITION	Count	10	5	8	0	23
		% within TermRsn	43.5%	21.7%	34.8%	.0%	100.0%
	REVOKED - NEW FELONY	Count	1	2	0	0	3
		% within TermRsn	33.3%	66.7%	.0%	.0%	100.0%
	REVOKED - NEW MISDEMEANOR	Count	1	1	1	1	4
		% within TermRsn	25.0%	25.0%	25.0%	25.0%	100.0%
	SUCCESSFUL	Count	19	16	7	3	45
		% within TermRsn	42.2%	35.6%	15.6%	6.7%	100.0%
	UNSUCCESSFUL - CLOSED BY COURT	Count	5	3	3	0	11
		% within TermRsn	45.5%	27.3%	27.3%	.0%	100.0%
	UNSUCCESSFUL - REMANDED TO JAIL	Count	2	2	4	0	8
		% within TermRsn	25.0%	25.0%	50.0%	.0%	100.0%
Total		Count	38	29	23	4	94
		% within TermRsn	40.4%	30.9%	24.5%	4.3%	100.0%

TermRsn * ATTITUDES / ORIENTATION

			ATTITUDES / ORIENTATION					
			VERY LOW	LOW	MODERATE	HIGH	VERY HIGH	Total
TermRsn	REVOKED - CONDITION	Count	5	4	6	4	4	23
		% within TermRsn	21.7%	17.4%	26.1%	17.4%	17.4%	100.0%
	REVOKED - NEW FELONY	Count	2	0	0	0	1	3
		% within TermRsn	66.7%	.0%	.0%	.0%	33.3%	100.0%
	REVOKED - NEW MISDEMEANOR	Count	2	0	0	2	0	4
		% within TermRsn	50.0%	.0%	.0%	50.0%	.0%	100.0%
	SUCCESSFUL	Count	33	4	5	2	1	45
		% within TermRsn	73.3%	8.9%	11.1%	4.4%	2.2%	100.0%
	UNSUCCESSFUL - CLOSED BY COURT	Count	4	2	2	1	2	11
		% within TermRsn	36.4%	18.2%	18.2%	9.1%	18.2%	100.0%
	UNSUCCESSFUL - REMANDED TO JAIL	Count	3	2	0	3	0	8
		% within TermRsn	37.5%	25.0%	.0%	37.5%	.0%	100.0%
Total		Count	49	12	13	12	8	94
		% within TermRsn	52.1%	12.8%	13.8%	12.8%	8.5%	100.0%

TermRsn * Supervision Level

			Supervision Level				
			ISL I	ISL II	ISL III	ISL IV	Total
TermRsn	REVOKED - CONDITION	Count	5	15	3	0	23
		% within TermRsn	21.7%	65.2%	13.0%	.0%	100.0%
	REVOKED - NEW FELONY	Count	0	2	1	0	3
		% within TermRsn	.0%	66.7%	33.3%	.0%	100.0%
	REVOKED - NEW MISDEMEANOR	Count	2	0	2	0	4
		% within TermRsn	50.0%	.0%	50.0%	.0%	100.0%
	SUCCESSFUL	Count	2	6	11	26	45
		% within TermRsn	4.4%	13.3%	24.4%	57.8%	100.0%
	UNSUCCESSFUL - CLOSED BY COURT	Count	2	5	3	1	11
		% within TermRsn	18.2%	45.5%	27.3%	9.1%	100.0%
	UNSUCCESSFUL - REMANDED TO JAIL	Count	4	1	1	2	8
		% within TermRsn	50.0%	12.5%	12.5%	25.0%	100.0%
Total		Count	15	29	21	29	94
		% within TermRsn	16.0%	30.9%	22.3%	30.9%	100.0%

DOUGLAS

TermRsn * CRIMINAL HISTORY

			CRIMINAL HISTORY					
			VERY LOW	LOW	MODERATE	HIGH	VERY HIGH	Total
TermRsn	DEATH	Count	0	1	0	0	1	2
		% within TermRsn	.0%	50.0%	.0%	.0%	50.0%	100.0%
	REVOKED - CONDITION	Count	0	3	3	4	1	11
		% within TermRsn	.0%	27.3%	27.3%	36.4%	9.1%	100.0%
	REVOKED - NEW FELONY	Count	0	1	6	2	3	12
		% within TermRsn	.0%	8.3%	50.0%	16.7%	25.0%	100.0%
	REVOKED - NEW MISDEMEANOR	Count	0	1	2	4	2	9
		% within TermRsn	.0%	11.1%	22.2%	44.4%	22.2%	100.0%
	SUCCESSFUL	Count	8	13	32	11	9	73
		% within TermRsn	11.0%	17.8%	43.8%	15.1%	12.3%	100.0%
	UNSUCCESSFUL - CLOSED BY COURT	Count	0	0	2	0	1	3
		% within TermRsn	.0%	.0%	66.7%	.0%	33.3%	100.0%
	UNSUCCESSFUL - REMANDED TO JAIL	Count	0	0	0	0	1	1
		% within TermRsn	.0%	.0%	.0%	.0%	100.0%	100.0%
Total		Count	8	19	45	21	18	111
		% within TermRsn	7.2%	17.1%	40.5%	18.9%	16.2%	100.0%

TermRsn * EDUCATION / EMPLOYMENT

			EDUCATION / EMPLOYMENT					
			VERY LOW	LOW	MODERATE	HIGH	VERY HIGH	Total
TermRsn	DEATH	Count	0	2	0	0	0	2
		% within TermRsn	.0%	100.0%	.0%	.0%	.0%	100.0%
	REVOKED - CONDITION	Count	1	2	5	1	2	11
		% within TermRsn	9.1%	18.2%	45.5%	9.1%	18.2%	100.0%
	REVOKED - NEW FELONY	Count	2	1	2	1	6	12
		% within TermRsn	16.7%	8.3%	16.7%	8.3%	50.0%	100.0%
	REVOKED - NEW MISDEMEANOR	Count	0	0	2	3	4	9
		% within TermRsn	.0%	.0%	22.2%	33.3%	44.4%	100.0%
	SUCCESSFUL	Count	23	25	16	3	6	73
		% within TermRsn	31.5%	34.2%	21.9%	4.1%	8.2%	100.0%
	UNSUCCESSFUL - CLOSED BY COURT	Count	1	0	2	0	0	3
		% within TermRsn	33.3%	.0%	66.7%	.0%	.0%	100.0%
	UNSUCCESSFUL - REMANDED TO JAIL	Count	0	0	0	0	1	1
		% within TermRsn	.0%	.0%	.0%	.0%	100.0%	100.0%
Total		Count	27	30	27	8	19	111
		% within TermRsn	24.3%	27.0%	24.3%	7.2%	17.1%	100.0%

TermRsn * FINANCIAL Crosstabulation

			FINANCIAL			
			VERY LOW	MODERATE	VERY HIGH	Total
TermRsn	DEATH	Count	0	0	2	2
		% within TermRsn	.0%	.0%	100.0%	100.0%
	REVOKED - CONDITION	Count	1	6	4	11
		% within TermRsn	9.1%	54.5%	36.4%	100.0%
	REVOKED - NEW FELONY	Count	3	8	1	12
		% within TermRsn	25.0%	66.7%	8.3%	100.0%
	REVOKED - NEW MISDEMEANOR	Count	0	5	4	9
		% within TermRsn	.0%	55.6%	44.4%	100.0%
	SUCCESSFUL	Count	35	29	9	73
		% within TermRsn	47.9%	39.7%	12.3%	100.0%
	UNSUCCESSFUL - CLOSED BY COURT	Count	0	0	3	3
		% within TermRsn	.0%	.0%	100.0%	100.0%
	UNSUCCESSFUL - REMANDED TO JAIL	Count	0	0	1	1
		% within TermRsn	.0%	.0%	100.0%	100.0%
Total		Count	39	48	24	111
		% within TermRsn	35.1%	43.2%	21.6%	100.0%

TermRsn * FAMILY / MARITAL

			FAMILY / MARITAL					
			VERY LOW	LOW	MODERATE	HIGH	VERY HIGH	Total
TermRsn	DEATH	Count	0	1	0	1	0	2
		% within TermRsn	.0%	50.0%	.0%	50.0%	.0%	100.0%
	REVOKED - CONDITION	Count	1	3	4	1	2	11
		% within TermRsn	9.1%	27.3%	36.4%	9.1%	18.2%	100.0%
	REVOKED - NEW FELONY	Count	0	4	4	2	2	12
		% within TermRsn	.0%	33.3%	33.3%	16.7%	16.7%	100.0%
	REVOKED - NEW MISDEMEANOR	Count	1	1	2	2	3	9
		% within TermRsn	11.1%	11.1%	22.2%	22.2%	33.3%	100.0%
	SUCCESSFUL	Count	23	22	16	10	2	73
		% within TermRsn	31.5%	30.1%	21.9%	13.7%	2.7%	100.0%
	UNSUCCESSFUL - CLOSED BY COURT	Count	0	1	1	1	0	3
		% within TermRsn	.0%	33.3%	33.3%	33.3%	.0%	100.0%
	UNSUCCESSFUL - REMANDED TO JAIL	Count	0	1	0	0	0	1
		% within TermRsn	.0%	100.0%	.0%	.0%	.0%	100.0%
Total		Count	25	33	27	17	9	111
		% within TermRsn	22.5%	29.7%	24.3%	15.3%	8.1%	100.0%

TermRsn * ACCOMMODATION

			ACCOMMODATION				
			VERY LOW	LOW	HIGH	VERY HIGH	Total
TermRsn	DEATH	Count	1	1	0	0	2
		% within TermRsn	50.0%	50.0%	.0%	.0%	100.0%
	REVOKED - CONDITION	Count	3	4	1	3	11
		% within TermRsn	27.3%	36.4%	9.1%	27.3%	100.0%
	REVOKED - NEW FELONY	Count	6	2	2	2	12
		% within TermRsn	50.0%	16.7%	16.7%	16.7%	100.0%
	REVOKED - NEW MISDEMEANOR	Count	0	2	4	3	9
		% within TermRsn	.0%	22.2%	44.4%	33.3%	100.0%
	SUCCESSFUL	Count	51	9	6	7	73
		% within TermRsn	69.9%	12.3%	8.2%	9.6%	100.0%
	UNSUCCESSFUL - CLOSED BY COURT	Count	1	1	0	1	3
		% within TermRsn	33.3%	33.3%	.0%	33.3%	100.0%
	UNSUCCESSFUL - REMANDED TO JAIL	Count	0	0	0	1	1
		% within TermRsn	.0%	.0%	.0%	100.0%	100.0%
Total		Count	62	19	13	17	111
		% within TermRsn	55.9%	17.1%	11.7%	15.3%	100.0%

TermRsn * LEISURE / RECREATION

			LEISURE / RECREATION			
			VERY LOW	MODERATE	VERY HIGH	Total
TermRsn	DEATH	Count	0	0	2	2
		% within TermRsn	.0%	.0%	100.0%	100.0%
	REVOKED - CONDITION	Count	0	4	7	11
		% within TermRsn	.0%	36.4%	63.6%	100.0%
	REVOKED - NEW FELONY	Count	1	4	7	12
		% within TermRsn	8.3%	33.3%	58.3%	100.0%
	REVOKED - NEW MISDEMEANOR	Count	0	1	8	9
		% within TermRsn	.0%	11.1%	88.9%	100.0%
	SUCCESSFUL	Count	13	38	22	73
		% within TermRsn	17.8%	52.1%	30.1%	100.0%
	UNSUCCESSFUL - CLOSED BY COURT	Count	0	1	2	3
		% within TermRsn	.0%	33.3%	66.7%	100.0%
	UNSUCCESSFUL - REMANDED TO JAIL	Count	0	0	1	1
		% within TermRsn	.0%	.0%	100.0%	100.0%
Total		Count	14	48	49	111
		% within TermRsn	12.6%	43.2%	44.1%	100.0%

TermRsn * COMPANIONS

			COMPANIONS				
			VERY LOW	LOW	MODERATE	VERY HIGH	Total
TermRsn	DEATH	Count	0	0	2	0	2
		% within TermRsn	.0%	.0%	100.0%	.0%	100.0%
	REVOKED - CONDITION	Count	2	2	2	5	11
		% within TermRsn	18.2%	18.2%	18.2%	45.5%	100.0%
	REVOKED - NEW FELONY	Count	0	1	1	10	12
		% within TermRsn	.0%	8.3%	8.3%	83.3%	100.0%
	REVOKED - NEW MISDEMEANOR	Count	1	1	0	7	9
		% within TermRsn	11.1%	11.1%	.0%	77.8%	100.0%
	SUCCESSFUL	Count	29	13	16	15	73
		% within TermRsn	39.7%	17.8%	21.9%	20.5%	100.0%
	UNSUCCESSFUL - CLOSED BY COURT	Count	0	0	0	3	3
		% within TermRsn	.0%	.0%	.0%	100.0%	100.0%
	UNSUCCESSFUL - REMANDED TO JAIL	Count	0	0	0	1	1
		% within TermRsn	.0%	.0%	.0%	100.0%	100.0%
Total		Count	32	17	21	41	111
		% within TermRsn	28.8%	15.3%	18.9%	36.9%	100.0%

TermRsn * ALCOHOL / DRUG PROBLEM

			ALCOHOL / DRUG PROBLEM					
			VERY LOW	LOW	MODERATE	HIGH	VERY HIGH	Total
TermRsn	DEATH	Count	1	0	1	0	0	2
		% within TermRsn	50.0%	.0%	50.0%	.0%	.0%	100.0%
	REVOKED - CONDITION	Count	1	2	4	3	1	11
		% within TermRsn	9.1%	18.2%	36.4%	27.3%	9.1%	100.0%
	REVOKED - NEW FELONY	Count	2	2	4	3	1	12
		% within TermRsn	16.7%	16.7%	33.3%	25.0%	8.3%	100.0%
	REVOKED - NEW MISDEMEANOR	Count	0	2	1	3	3	9
		% within TermRsn	.0%	22.2%	11.1%	33.3%	33.3%	100.0%
	SUCCESSFUL	Count	30	30	9	3	1	73
		% within TermRsn	41.1%	41.1%	12.3%	4.1%	1.4%	100.0%
	UNSUCCESSFUL - CLOSED BY COURT	Count	0	0	3	0	0	3
		% within TermRsn	.0%	.0%	100.0%	.0%	.0%	100.0%
	UNSUCCESSFUL - REMANDED TO JAIL	Count	0	0	0	1	0	1
		% within TermRsn	.0%	.0%	.0%	100.0%	.0%	100.0%
Total		Count	34	36	22	13	6	111
		% within TermRsn	30.6%	32.4%	19.8%	11.7%	5.4%	100.0%

TermRsn * EMOTIONAL / PERSONAL

			EMOTIONAL / PERSONAL				
			VERY LOW	LOW	MODERATE	VERY HIGH	Total
TermRsn	DEATH	Count	0	0	0	2	2
		% within TermRsn	.0%	.0%	.0%	100.0%	100.0%
	REVOKED - CONDITION	Count	3	1	5	2	11
		% within TermRsn	27.3%	9.1%	45.5%	18.2%	100.0%
	REVOKED - NEW FELONY	Count	4	4	4	0	12
		% within TermRsn	33.3%	33.3%	33.3%	.0%	100.0%
	REVOKED - NEW MISDEMEANOR	Count	2	0	5	2	9
		% within TermRsn	22.2%	.0%	55.6%	22.2%	100.0%
	SUCCESSFUL	Count	40	14	14	5	73
		% within TermRsn	54.8%	19.2%	19.2%	6.8%	100.0%
	UNSUCCESSFUL - CLOSED BY COURT	Count	0	1	2	0	3
		% within TermRsn	.0%	33.3%	66.7%	.0%	100.0%
	UNSUCCESSFUL - REMANDED TO JAIL	Count	0	0	1	0	1
		% within TermRsn	.0%	.0%	100.0%	.0%	100.0%
Total		Count	49	20	31	11	111
		% within TermRsn	44.1%	18.0%	27.9%	9.9%	100.0%

TermRsn * ATTITUDES / ORIENTATION Crosstabulation

			ATTITUDES / ORIENTATION					
			VERY LOW	LOW	MODERATE	HIGH	VERY HIGH	Total
TermRsn	DEATH	Count	0	0	0	1	1	2
		% within TermRsn	.0%	.0%	.0%	50.0%	50.0%	100.0%
	REVOKED - CONDITION	Count	4	0	2	3	2	11
		% within TermRsn	36.4%	.0%	18.2%	27.3%	18.2%	100.0%
	REVOKED - NEW FELONY	Count	4	1	0	3	4	12
		% within TermRsn	33.3%	8.3%	.0%	25.0%	33.3%	100.0%
	REVOKED - NEW MISDEMEANOR	Count	1	1	2	1	4	9
		% within TermRsn	11.1%	11.1%	22.2%	11.1%	44.4%	100.0%
	SUCCESSFUL	Count	48	10	6	8	1	73
		% within TermRsn	65.8%	13.7%	8.2%	11.0%	1.4%	100.0%
	UNSUCCESSFUL - CLOSED BY COURT	Count	0	0	1	2	0	3
		% within TermRsn	.0%	.0%	33.3%	66.7%	.0%	100.0%
	UNSUCCESSFUL - REMANDED TO JAIL	Count	0	0	0	1	0	1
		% within TermRsn	.0%	.0%	.0%	100.0%	.0%	100.0%
Total		Count	57	12	11	19	12	111
		% within TermRsn	51.4%	10.8%	9.9%	17.1%	10.8%	100.0%

TermRsn * Supervision Level

			Supervision Level				
			ISL I	ISL II	ISL III	ISL IV	Total
TermRsn	DEATH	Count	0	2	0	0	2
		% within TermRsn	.0%	100.0%	.0%	.0%	100.0%
	REVOKED - CONDITION	Count	4	4	1	2	11
		% within TermRsn	36.4%	36.4%	9.1%	18.2%	100.0%
	REVOKED - NEW FELONY	Count	4	4	4	0	12
		% within TermRsn	33.3%	33.3%	33.3%	.0%	100.0%
	REVOKED - NEW MISDEMEANOR	Count	7	1	1	0	9
		% within TermRsn	77.8%	11.1%	11.1%	.0%	100.0%
	SUCCESSFUL	Count	5	10	15	43	73
		% within TermRsn	6.8%	13.7%	20.5%	58.9%	100.0%
	UNSUCCESSFUL - CLOSED BY COURT	Count	1	1	1	0	3
		% within TermRsn	33.3%	33.3%	33.3%	.0%	100.0%
	UNSUCCESSFUL - REMANDED TO JAIL	Count	1	0	0	0	1
		% within TermRsn	100.0%	.0%	.0%	.0%	100.0%
Total		Count	22	22	22	45	111
		% within TermRsn	19.8%	19.8%	19.8%	40.5%	100.0%

HARVEY/MCPHERSON

TermRsn * CRIMINAL HISTORY

			CRIMINAL HISTORY					
			VERY LOW	LOW	MODERATE	HIGH	VERY HIGH	Total
TermRsn	REVOKED - CONDITION	Count	0	0	13	5	10	28
		% within TermRsn	.0%	.0%	46.4%	17.9%	35.7%	100.0%
	REVOKED - NEW FELONY	Count	0	0	4	3	0	7
		% within TermRsn	.0%	.0%	57.1%	42.9%	.0%	100.0%
	REVOKED - NEW MISDEMEANOR	Count	0	0	1	1	2	4
		% within TermRsn	.0%	.0%	25.0%	25.0%	50.0%	100.0%
	SUCCESSFUL	Count	6	11	39	10	3	69
		% within TermRsn	8.7%	15.9%	56.5%	14.5%	4.3%	100.0%
	UNSUCCESSFUL - CLOSED BY COURT	Count	0	0	6	2	5	13
		% within TermRsn	.0%	.0%	46.2%	15.4%	38.5%	100.0%
	UNSUCCESSFUL - REMANDED TO JAIL	Count	0	0	1	0	0	1
		% within TermRsn	.0%	.0%	100.0%	.0%	.0%	100.0%
Total		Count	6	11	64	21	20	122
		% within TermRsn	4.9%	9.0%	52.5%	17.2%	16.4%	100.0%

TermRsn * EDUCATION / EMPLOYMENT

			EDUCATION / EMPLOYMENT					
			VERY LOW	LOW	MODERATE	HIGH	VERY HIGH	Total
TermRsn	REVOKED - CONDITION	Count	1	7	11	1	8	28
		% within TermRsn	3.6%	25.0%	39.3%	3.6%	28.6%	100.0%
	REVOKED - NEW FELONY	Count	0	0	1	4	2	7
		% within TermRsn	.0%	.0%	14.3%	57.1%	28.6%	100.0%
	REVOKED - NEW MISDEMEANOR	Count	1	1	1	0	1	4
		% within TermRsn	25.0%	25.0%	25.0%	.0%	25.0%	100.0%
	SUCCESSFUL	Count	19	22	17	5	6	69
		% within TermRsn	27.5%	31.9%	24.6%	7.2%	8.7%	100.0%
	UNSUCCESSFUL - CLOSED BY COURT	Count	2	5	1	2	3	13
		% within TermRsn	15.4%	38.5%	7.7%	15.4%	23.1%	100.0%
	UNSUCCESSFUL - REMANDED TO JAIL	Count	0	0	1	0	0	1
		% within TermRsn	.0%	.0%	100.0%	.0%	.0%	100.0%
Total		Count	23	35	32	12	20	122
		% within TermRsn	18.9%	28.7%	26.2%	9.8%	16.4%	100.0%

TermRsn * FINANCIAL

			FINANCIAL			
			VERY LOW	MODERATE	VERY HIGH	Total
TermRsn	REVOKED - CONDITION	Count	4	14	10	28
		% within TermRsn	14.3%	50.0%	35.7%	100.0%
	REVOKED - NEW FELONY	Count	0	5	2	7
		% within TermRsn	.0%	71.4%	28.6%	100.0%
	REVOKED - NEW MISDEMEANOR	Count	2	1	1	4
		% within TermRsn	50.0%	25.0%	25.0%	100.0%
	SUCCESSFUL	Count	23	33	13	69
		% within TermRsn	33.3%	47.8%	18.8%	100.0%
	UNSUCCESSFUL - CLOSED BY COURT	Count	3	9	1	13
		% within TermRsn	23.1%	69.2%	7.7%	100.0%
	UNSUCCESSFUL - REMANDED TO JAIL	Count	0	1	0	1
		% within TermRsn	.0%	100.0%	.0%	100.0%
Total	Count	32	63	27	122	
	% within TermRsn	26.2%	51.6%	22.1%	100.0%	

TermRsn * FAMILY / MARITAL

			FAMILY / MARITAL					
			VERY LOW	LOW	MODERATE	HIGH	VERY HIGH	Total
TermRsn	REVOKED - CONDITION	Count	2	6	10	4	6	28
		% within TermRsn	7.1%	21.4%	35.7%	14.3%	21.4%	100.0%
	REVOKED - NEW FELONY	Count	1	3	0	1	2	7
		% within TermRsn	14.3%	42.9%	.0%	14.3%	28.6%	100.0%
	REVOKED - NEW MISDEMEANOR	Count	0	0	4	0	0	4
		% within TermRsn	.0%	.0%	100.0%	.0%	.0%	100.0%
	SUCCESSFUL	Count	11	27	20	8	3	69
		% within TermRsn	15.9%	39.1%	29.0%	11.6%	4.3%	100.0%
	UNSUCCESSFUL - CLOSED BY COURT	Count	0	3	8	1	1	13
		% within TermRsn	.0%	23.1%	61.5%	7.7%	7.7%	100.0%
	UNSUCCESSFUL - REMANDED TO JAIL	Count	1	0	0	0	0	1
		% within TermRsn	100.0%	.0%	.0%	.0%	.0%	100.0%
Total	Count	15	39	42	14	12	122	
	% within TermRsn	12.3%	32.0%	34.4%	11.5%	9.8%	100.0%	

TermRsn * ACCOMMODATION

			ACCOMMODATION				
			VERY LOW	LOW	HIGH	VERY HIGH	Total
TermRsn	REVOKED - CONDITION	Count	12	6	6	4	28
		% within TermRsn	42.9%	21.4%	21.4%	14.3%	100.0%
	REVOKED - NEW FELONY	Count	3	2	2	0	7
		% within TermRsn	42.9%	28.6%	28.6%	.0%	100.0%
	REVOKED - NEW MISDEMEANOR	Count	2	1	1	0	4
		% within TermRsn	50.0%	25.0%	25.0%	.0%	100.0%
	SUCCESSFUL	Count	51	16	2	0	69
		% within TermRsn	73.9%	23.2%	2.9%	.0%	100.0%
	UNSUCCESSFUL - CLOSED BY COURT	Count	5	5	1	2	13
		% within TermRsn	38.5%	38.5%	7.7%	15.4%	100.0%
	UNSUCCESSFUL - REMANDED TO JAIL	Count	0	1	0	0	1
		% within TermRsn	.0%	100.0%	.0%	.0%	100.0%
Total		Count	73	31	12	6	122
		% within TermRsn	59.8%	25.4%	9.8%	4.9%	100.0%

TermRsn * LEISURE / RECREATION

			LEISURE / RECREATION			
			VERY LOW	MODERATE	VERY HIGH	Total
TermRsn	REVOKED - CONDITION	Count	0	9	19	28
		% within TermRsn	.0%	32.1%	67.9%	100.0%
	REVOKED - NEW FELONY	Count	0	2	5	7
		% within TermRsn	.0%	28.6%	71.4%	100.0%
	REVOKED - NEW MISDEMEANOR	Count	1	3	0	4
		% within TermRsn	25.0%	75.0%	.0%	100.0%
	SUCCESSFUL	Count	16	42	11	69
		% within TermRsn	23.2%	60.9%	15.9%	100.0%
	UNSUCCESSFUL - CLOSED BY COURT	Count	2	5	6	13
		% within TermRsn	15.4%	38.5%	46.2%	100.0%
	UNSUCCESSFUL - REMANDED TO JAIL	Count	0	0	1	1
		% within TermRsn	.0%	.0%	100.0%	100.0%
Total		Count	19	61	42	122
		% within TermRsn	15.6%	50.0%	34.4%	100.0%

TermRsn * COMPANIONS

			COMPANIONS				
			VERY LOW	LOW	MODERATE	VERY HIGH	Total
TermRsn	REVOKED - CONDITION	Count	1	4	7	16	28
		% within TermRsn	3.6%	14.3%	25.0%	57.1%	100.0%
	REVOKED - NEW FELONY	Count	0	0	3	4	7
		% within TermRsn	.0%	.0%	42.9%	57.1%	100.0%
	REVOKED - NEW MISDEMEANOR	Count	1	0	2	1	4
		% within TermRsn	25.0%	.0%	50.0%	25.0%	100.0%
	SUCCESSFUL	Count	15	13	28	13	69
		% within TermRsn	21.7%	18.8%	40.6%	18.8%	100.0%
	UNSUCCESSFUL - CLOSED BY COURT	Count	0	1	8	4	13
		% within TermRsn	.0%	7.7%	61.5%	30.8%	100.0%
	UNSUCCESSFUL - REMANDED TO JAIL	Count	0	1	0	0	1
		% within TermRsn	.0%	100.0%	.0%	.0%	100.0%
Total	Count	17	19	48	38	122	
	% within TermRsn	13.9%	15.6%	39.3%	31.1%	100.0%	

TermRsn * ALCOHOL / DRUG PROBLEM

			ALCOHOL / DRUG PROBLEM					
			VERY LOW	LOW	MODERATE	HIGH	VERY HIGH	Total
TermRsn	REVOKED - CONDITION	Count	2	8	12	3	3	28
		% within TermRsn	7.1%	28.6%	42.9%	10.7%	10.7%	100.0%
	REVOKED - NEW FELONY	Count	1	1	1	2	2	7
		% within TermRsn	14.3%	14.3%	14.3%	28.6%	28.6%	100.0%
	REVOKED - NEW MISDEMEANOR	Count	1	2	1	0	0	4
		% within TermRsn	25.0%	50.0%	25.0%	.0%	.0%	100.0%
	SUCCESSFUL	Count	26	28	12	3	0	69
		% within TermRsn	37.7%	40.6%	17.4%	4.3%	.0%	100.0%
	UNSUCCESSFUL - CLOSED BY COURT	Count	3	3	6	1	0	13
		% within TermRsn	23.1%	23.1%	46.2%	7.7%	.0%	100.0%
	UNSUCCESSFUL - REMANDED TO JAIL	Count	0	1	0	0	0	1
		% within TermRsn	.0%	100.0%	.0%	.0%	.0%	100.0%
Total	Count	33	43	32	9	5	122	
	% within TermRsn	27.0%	35.2%	26.2%	7.4%	4.1%	100.0%	

TermRsn * EMOTIONAL / PERSONAL

			EMOTIONAL / PERSONAL				
			VERY LOW	LOW	MODERATE	VERY HIGH	Total
TermRsn	REVOKED - CONDITION	Count	8	7	9	4	28
		% within TermRsn	28.6%	25.0%	32.1%	14.3%	100.0%
	REVOKED - NEW FELONY	Count	1	2	2	2	7
		% within TermRsn	14.3%	28.6%	28.6%	28.6%	100.0%
	REVOKED - NEW MISDEMEANOR	Count	1	0	3	0	4
		% within TermRsn	25.0%	.0%	75.0%	.0%	100.0%
	SUCCESSFUL	Count	27	19	19	4	69
		% within TermRsn	39.1%	27.5%	27.5%	5.8%	100.0%
	UNSUCCESSFUL - CLOSED BY COURT	Count	6	2	5	0	13
		% within TermRsn	46.2%	15.4%	38.5%	.0%	100.0%
	UNSUCCESSFUL - REMANDED TO JAIL	Count	0	0	1	0	1
		% within TermRsn	.0%	.0%	100.0%	.0%	100.0%
Total		Count	43	30	39	10	122
		% within TermRsn	35.2%	24.6%	32.0%	8.2%	100.0%

TermRsn * ATTITUDES / ORIENTATION

			ATTITUDES / ORIENTATION					
			VERY LOW	LOW	MODERATE	HIGH	VERY HIGH	Total
TermRsn	REVOKED - CONDITION	Count	4	4	4	9	7	28
		% within TermRsn	14.3%	14.3%	14.3%	32.1%	25.0%	100.0%
	REVOKED - NEW FELONY	Count	1	2	1	2	1	7
		% within TermRsn	14.3%	28.6%	14.3%	28.6%	14.3%	100.0%
	REVOKED - NEW MISDEMEANOR	Count	2	1	0	1	0	4
		% within TermRsn	50.0%	25.0%	.0%	25.0%	.0%	100.0%
	SUCCESSFUL	Count	39	10	14	4	2	69
		% within TermRsn	56.5%	14.5%	20.3%	5.8%	2.9%	100.0%
	UNSUCCESSFUL - CLOSED BY COURT	Count	4	1	0	5	3	13
		% within TermRsn	30.8%	7.7%	.0%	38.5%	23.1%	100.0%
	UNSUCCESSFUL - REMANDED TO JAIL	Count	0	0	1	0	0	1
		% within TermRsn	.0%	.0%	100.0%	.0%	.0%	100.0%
Total		Count	50	18	20	21	13	122
		% within TermRsn	41.0%	14.8%	16.4%	17.2%	10.7%	100.0%

TermRsn * Supervision Level

			Supervision Level				
			ISL I	ISL II	ISL III	ISL IV	Total
TermRsn	REVOKED - CONDITION	Count	10	10	8	0	28
		% within TermRsn	35.7%	35.7%	28.6%	.0%	100.0%
	REVOKED - NEW FELONY	Count	2	5	0	0	7
		% within TermRsn	28.6%	71.4%	.0%	.0%	100.0%
	REVOKED - NEW MISDEMEANOR	Count	0	2	1	1	4
		% within TermRsn	.0%	50.0%	25.0%	25.0%	100.0%
	SUCCESSFUL	Count	2	7	29	31	69
		% within TermRsn	2.9%	10.1%	42.0%	44.9%	100.0%
	UNSUCCESSFUL - CLOSED BY COURT	Count	2	7	2	2	13
		% within TermRsn	15.4%	53.8%	15.4%	15.4%	100.0%
	UNSUCCESSFUL - REMANDED TO JAIL	Count	0	0	1	0	1
		% within TermRsn	.0%	.0%	100.0%	.0%	100.0%
Total		Count	16	31	41	34	122
		% within TermRsn	13.1%	25.4%	33.6%	27.9%	100.0%

JOHNSON

TermRsn * CRIMINAL HISTORY

			CRIMINAL HISTORY					
			VERY LOW	LOW	MODERATE	HIGH	VERY HIGH	Total
TermRsn	DEATH	Count	0	0	3	1	0	4
		% within TermRsn	.0%	.0%	75.0%	25.0%	.0%	100.0%
	REVOKED - CONDITION	Count	6	6	35	27	19	93
		% within TermRsn	6.5%	6.5%	37.6%	29.0%	20.4%	100.0%
	REVOKED - NEW FELONY	Count	0	2	13	3	12	30
		% within TermRsn	.0%	6.7%	43.3%	10.0%	40.0%	100.0%
	REVOKED - NEW MISDEMEANOR	Count	0	1	7	4	5	17
		% within TermRsn	.0%	5.9%	41.2%	23.5%	29.4%	100.0%
	SUCCESSFUL	Count	15	35	141	49	15	255
		% within TermRsn	5.9%	13.7%	55.3%	19.2%	5.9%	100.0%
	UNSUCCESSFUL - CLOSED BY COURT	Count	3	4	9	2	2	20
		% within TermRsn	15.0%	20.0%	45.0%	10.0%	10.0%	100.0%
	UNSUCCESSFUL - REMANDED TO JAIL	Count	0	0	12	5	1	18
		% within TermRsn	.0%	.0%	66.7%	27.8%	5.6%	100.0%
Total		Count	24	48	220	91	54	437
		% within TermRsn	5.5%	11.0%	50.3%	20.8%	12.4%	100.0%

TermRsn * EDUCATION / EMPLOYMENT

			EDUCATION / EMPLOYMENT					
			VERY LOW	LOW	MODERATE	HIGH	VERY HIGH	Total
TermRsn	DEATH	Count	0	2	0	1	1	4
		% within TermRsn	.0%	50.0%	.0%	25.0%	25.0%	100.0%
	REVOKED - CONDITION	Count	3	12	31	21	26	93
		% within TermRsn	3.2%	12.9%	33.3%	22.6%	28.0%	100.0%
	REVOKED - NEW FELONY	Count	2	1	12	6	9	30
		% within TermRsn	6.7%	3.3%	40.0%	20.0%	30.0%	100.0%
	REVOKED - NEW MISDEMEANOR	Count	0	1	6	5	5	17
		% within TermRsn	.0%	5.9%	35.3%	29.4%	29.4%	100.0%
	SUCCESSFUL	Count	79	92	54	16	14	255
		% within TermRsn	31.0%	36.1%	21.2%	6.3%	5.5%	100.0%
	UNSUCCESSFUL - CLOSED BY COURT	Count	3	4	5	1	7	20
		% within TermRsn	15.0%	20.0%	25.0%	5.0%	35.0%	100.0%
	UNSUCCESSFUL - REMANDED TO JAIL	Count	2	0	13	1	2	18
		% within TermRsn	11.1%	.0%	72.2%	5.6%	11.1%	100.0%
Total		Count	89	112	121	51	64	437
		% within TermRsn	20.4%	25.6%	27.7%	11.7%	14.6%	100.0%

TermRsn * FINANCIAL

			FINANCIAL			
			VERY LOW	MODERATE	VERY HIGH	Total
TermRsn	DEATH	Count	1	2	1	4
		% within TermRsn	25.0%	50.0%	25.0%	100.0%
	REVOKED - CONDITION	Count	13	63	17	93
		% within TermRsn	14.0%	67.7%	18.3%	100.0%
	REVOKED - NEW FELONY	Count	6	20	4	30
		% within TermRsn	20.0%	66.7%	13.3%	100.0%
	REVOKED - NEW MISDEMEANOR	Count	3	12	2	17
		% within TermRsn	17.6%	70.6%	11.8%	100.0%
	SUCCESSFUL	Count	145	85	25	255
		% within TermRsn	56.9%	33.3%	9.8%	100.0%
	UNSUCCESSFUL - CLOSED BY COURT	Count	4	10	6	20
		% within TermRsn	20.0%	50.0%	30.0%	100.0%
	UNSUCCESSFUL - REMANDED TO JAIL	Count	5	12	1	18
		% within TermRsn	27.8%	66.7%	5.6%	100.0%
Total		Count	177	204	56	437
		% within TermRsn	40.5%	46.7%	12.8%	100.0%

TermRsn * FAMILY / MARITAL

			FAMILY / MARITAL					
			VERY LOW	LOW	MODERATE	HIGH	VERY HIGH	Total
TermRsn	DEATH	Count	1	2	1	0	0	4
		% within TermRsn	25.0%	50.0%	25.0%	.0%	.0%	100.0%
	REVOKED - CONDITION	Count	17	25	28	16	7	93
		% within TermRsn	18.3%	26.9%	30.1%	17.2%	7.5%	100.0%
	REVOKED - NEW FELONY	Count	5	7	7	5	6	30
		% within TermRsn	16.7%	23.3%	23.3%	16.7%	20.0%	100.0%
	REVOKED - NEW MISDEMEANOR	Count	5	3	8	1	0	17
		% within TermRsn	29.4%	17.6%	47.1%	5.9%	.0%	100.0%
	SUCCESSFUL	Count	75	109	44	24	3	255
		% within TermRsn	29.4%	42.7%	17.3%	9.4%	1.2%	100.0%
	UNSUCCESSFUL - CLOSED BY COURT	Count	5	8	6	1	0	20
		% within TermRsn	25.0%	40.0%	30.0%	5.0%	.0%	100.0%
	UNSUCCESSFUL - REMANDED TO JAIL	Count	5	4	5	4	0	18
		% within TermRsn	27.8%	22.2%	27.8%	22.2%	.0%	100.0%
Total		Count	113	158	99	51	16	437
		% within TermRsn	25.9%	36.2%	22.7%	11.7%	3.7%	100.0%

TermRsn * ACCOMMODATION

			ACCOMMODATION				
			VERY LOW	LOW	HIGH	VERY HIGH	Total
TermRsn	DEATH	Count	2	2	0	0	4
		% within TermRsn	50.0%	50.0%	.0%	.0%	100.0%
	REVOKED - CONDITION	Count	33	29	15	16	93
		% within TermRsn	35.5%	31.2%	16.1%	17.2%	100.0%
	REVOKED - NEW FELONY	Count	12	10	7	1	30
		% within TermRsn	40.0%	33.3%	23.3%	3.3%	100.0%
	REVOKED - NEW MISDEMEANOR	Count	8	7	1	1	17
		% within TermRsn	47.1%	41.2%	5.9%	5.9%	100.0%
	SUCCESSFUL	Count	200	38	15	2	255
		% within TermRsn	78.4%	14.9%	5.9%	.8%	100.0%
	UNSUCCESSFUL - CLOSED BY COURT	Count	10	7	3	0	20
		% within TermRsn	50.0%	35.0%	15.0%	.0%	100.0%
	UNSUCCESSFUL - REMANDED TO JAIL	Count	9	7	2	0	18
		% within TermRsn	50.0%	38.9%	11.1%	.0%	100.0%
Total		Count	274	100	43	20	437
		% within TermRsn	62.7%	22.9%	9.8%	4.6%	100.0%

TermRsn * LEISURE / RECREATION

			LEISURE / RECREATION			
			VERY LOW	MODERATE	VERY HIGH	Total
TermRsn	DEATH	Count	0	2	2	4
		% within TermRsn	.0%	50.0%	50.0%	100.0%
	REVOKED - CONDITION	Count	7	17	69	93
		% within TermRsn	7.5%	18.3%	74.2%	100.0%
	REVOKED - NEW FELONY	Count	4	3	23	30
		% within TermRsn	13.3%	10.0%	76.7%	100.0%
	REVOKED - NEW MISDEMEANOR	Count	1	1	15	17
		% within TermRsn	5.9%	5.9%	88.2%	100.0%
	SUCCESSFUL	Count	116	86	53	255
		% within TermRsn	45.5%	33.7%	20.8%	100.0%
	UNSUCCESSFUL - CLOSED BY COURT	Count	2	7	11	20
		% within TermRsn	10.0%	35.0%	55.0%	100.0%
	UNSUCCESSFUL - REMANDED TO JAIL	Count	2	5	11	18
		% within TermRsn	11.1%	27.8%	61.1%	100.0%
Total		Count	132	121	184	437
		% within TermRsn	30.2%	27.7%	42.1%	100.0%

TermRsn * COMPANIONS

			COMPANIONS				
			VERY LOW	LOW	MODERATE	VERY HIGH	Total
TermRsn	DEATH	Count	0	2	0	2	4
		% within TermRsn	.0%	50.0%	.0%	50.0%	100.0%
	REVOKED - CONDITION	Count	4	4	21	64	93
		% within TermRsn	4.3%	4.3%	22.6%	68.8%	100.0%
	REVOKED - NEW FELONY	Count	2	1	7	20	30
		% within TermRsn	6.7%	3.3%	23.3%	66.7%	100.0%
	REVOKED - NEW MISDEMEANOR	Count	0	1	4	12	17
		% within TermRsn	.0%	5.9%	23.5%	70.6%	100.0%
	SUCCESSFUL	Count	80	53	78	44	255
		% within TermRsn	31.4%	20.8%	30.6%	17.3%	100.0%
	UNSUCCESSFUL - CLOSED BY COURT	Count	4	4	4	8	20
		% within TermRsn	20.0%	20.0%	20.0%	40.0%	100.0%
	UNSUCCESSFUL - REMANDED TO JAIL	Count	1	2	7	8	18
		% within TermRsn	5.6%	11.1%	38.9%	44.4%	100.0%
Total		Count	91	67	121	158	437
		% within TermRsn	20.8%	15.3%	27.7%	36.2%	100.0%

TermRsn * ALCOHOL / DRUG PROBLEM

			ALCOHOL / DRUG PROBLEM					
			VERY LOW	LOW	MODERATE	HIGH	VERY HIGH	Total
TermRsn	DEATH	Count	1	1	0	0	2	4
		% within TermRsn	25.0%	25.0%	.0%	.0%	50.0%	100.0%
	REVOKED - CONDITION	Count	14	31	26	20	2	93
		% within TermRsn	15.1%	33.3%	28.0%	21.5%	2.2%	100.0%
	REVOKED - NEW FELONY	Count	8	5	8	8	1	30
		% within TermRsn	26.7%	16.7%	26.7%	26.7%	3.3%	100.0%
	REVOKED - NEW MISDEMEANOR	Count	1	2	4	9	1	17
		% within TermRsn	5.9%	11.8%	23.5%	52.9%	5.9%	100.0%
	SUCCESSFUL	Count	97	109	32	16	1	255
		% within TermRsn	38.0%	42.7%	12.5%	6.3%	.4%	100.0%
	UNSUCCESSFUL - CLOSED BY COURT	Count	6	7	4	1	2	20
		% within TermRsn	30.0%	35.0%	20.0%	5.0%	10.0%	100.0%
	UNSUCCESSFUL - REMANDED TO JAIL	Count	2	4	4	6	2	18
		% within TermRsn	11.1%	22.2%	22.2%	33.3%	11.1%	100.0%
Total		Count	129	159	78	60	11	437
		% within TermRsn	29.5%	36.4%	17.8%	13.7%	2.5%	100.0%

TermRsn * EMOTIONAL / PERSONAL

			EMOTIONAL / PERSONAL				
			VERY LOW	LOW	MODERATE	VERY HIGH	Total
TermRsn	DEATH	Count	1	1	1	1	4
		% within TermRsn	25.0%	25.0%	25.0%	25.0%	100.0%
	REVOKED - CONDITION	Count	26	24	23	20	93
		% within TermRsn	28.0%	25.8%	24.7%	21.5%	100.0%
	REVOKED - NEW FELONY	Count	14	6	8	2	30
		% within TermRsn	46.7%	20.0%	26.7%	6.7%	100.0%
	REVOKED - NEW MISDEMEANOR	Count	6	2	3	6	17
		% within TermRsn	35.3%	11.8%	17.6%	35.3%	100.0%
	SUCCESSFUL	Count	87	65	67	36	255
		% within TermRsn	34.1%	25.5%	26.3%	14.1%	100.0%
	UNSUCCESSFUL - CLOSED BY COURT	Count	9	6	2	3	20
		% within TermRsn	45.0%	30.0%	10.0%	15.0%	100.0%
	UNSUCCESSFUL - REMANDED TO JAIL	Count	6	4	4	4	18
		% within TermRsn	33.3%	22.2%	22.2%	22.2%	100.0%
Total		Count	149	108	108	72	437
		% within TermRsn	34.1%	24.7%	24.7%	16.5%	100.0%

TermRsn * ATTITUDES / ORIENTATION

			ATTITUDES / ORIENTATION					
			VERY LOW	LOW	MODERATE	HIGH	VERY HIGH	Total
TermRsn	DEATH	Count	2	1	0	0	1	4
		% within TermRsn	50.0%	25.0%	.0%	.0%	25.0%	100.0%
	REVOKED - CONDITION	Count	7	15	17	30	24	93
		% within TermRsn	7.5%	16.1%	18.3%	32.3%	25.8%	100.0%
	REVOKED - NEW FELONY	Count	3	2	5	11	9	30
		% within TermRsn	10.0%	6.7%	16.7%	36.7%	30.0%	100.0%
	REVOKED - NEW MISDEMEANOR	Count	1	0	2	9	5	17
		% within TermRsn	5.9%	.0%	11.8%	52.9%	29.4%	100.0%
	SUCCESSFUL	Count	162	37	35	12	9	255
		% within TermRsn	63.5%	14.5%	13.7%	4.7%	3.5%	100.0%
	UNSUCCESSFUL - CLOSED BY COURT	Count	10	2	3	0	5	20
		% within TermRsn	50.0%	10.0%	15.0%	.0%	25.0%	100.0%
	UNSUCCESSFUL - REMANDED TO JAIL	Count	2	1	4	6	5	18
		% within TermRsn	11.1%	5.6%	22.2%	33.3%	27.8%	100.0%
Total		Count	187	58	66	68	58	437
		% within TermRsn	42.8%	13.3%	15.1%	15.6%	13.3%	100.0%

TermRsn * Supervision Level

			Supervision Level				
			ISL I	ISL II	ISL III	ISL IV	Total
TermRsn	DEATH	Count	1	1	1	1	4
		% within TermRsn	25.0%	25.0%	25.0%	25.0%	100.0%
	REVOKED - CONDITION	Count	24	46	20	3	93
		% within TermRsn	25.8%	49.5%	21.5%	3.2%	100.0%
	REVOKED - NEW FELONY	Count	9	11	8	2	30
		% within TermRsn	30.0%	36.7%	26.7%	6.7%	100.0%
	REVOKED - NEW MISDEMEANOR	Count	7	9	1	0	17
		% within TermRsn	41.2%	52.9%	5.9%	.0%	100.0%
	SUCCESSFUL	Count	4	25	90	136	255
		% within TermRsn	1.6%	9.8%	35.3%	53.3%	100.0%
	UNSUCCESSFUL - CLOSED BY COURT	Count	1	6	9	4	20
		% within TermRsn	5.0%	30.0%	45.0%	20.0%	100.0%
	UNSUCCESSFUL - REMANDED TO JAIL	Count	4	7	6	1	18
		% within TermRsn	22.2%	38.9%	33.3%	5.6%	100.0%
Total		Count	50	105	135	147	437
		% within TermRsn	11.4%	24.0%	30.9%	33.6%	100.0%

LEAVENWORTH

TermRsn * CRIMINAL HISTORY

			CRIMINAL HISTORY					Total
			VERY LOW	LOW	MODERATE	HIGH	VERY HIGH	
TermRsn DEATH	Count		0	0	1	1	0	2
	% within TermRsn		.0%	.0%	50.0%	50.0%	.0%	100.0%
REVOKED - CONDITION	Count		1	1	3	4	1	10
	% within TermRsn		10.0%	10.0%	30.0%	40.0%	10.0%	100.0%
REVOKED - NEW FELONY	Count		0	0	1	0	0	1
	% within TermRsn		.0%	.0%	100.0%	.0%	.0%	100.0%
REVOKED - NEW MISDEMEANOR	Count		1	0	1	0	1	3
	% within TermRsn		33.3%	.0%	33.3%	.0%	33.3%	100.0%
SUCCESSFUL	Count		4	4	11	4	0	23
	% within TermRsn		17.4%	17.4%	47.8%	17.4%	.0%	100.0%
UNSUCCESSFUL - CLOSED BY COURT	Count		1	2	5	4	1	13
	% within TermRsn		7.7%	15.4%	38.5%	30.8%	7.7%	100.0%
UNSUCCESSFUL - REMANDED TO JAIL	Count		0	1	1	0	0	2
	% within TermRsn		.0%	50.0%	50.0%	.0%	.0%	100.0%
Total	Count		7	8	23	13	3	54
	% within TermRsn		13.0%	14.8%	42.6%	24.1%	5.6%	100.0%

TermRsn * EDUCATION / EMPLOYMENT

			EDUCATION / EMPLOYMENT					Total
			VERY LOW	LOW	MODERATE	HIGH	VERY HIGH	
TermRsn DEATH	Count		0	1	0	0	1	2
	% within TermRsn		.0%	50.0%	.0%	.0%	50.0%	100.0%
REVOKED - CONDITION	Count		0	1	1	2	6	10
	% within TermRsn		.0%	10.0%	10.0%	20.0%	60.0%	100.0%
REVOKED - NEW FELONY	Count		0	0	0	0	1	1
	% within TermRsn		.0%	.0%	.0%	.0%	100.0%	100.0%
REVOKED - NEW MISDEMEANOR	Count		0	0	1	1	1	3
	% within TermRsn		.0%	.0%	33.3%	33.3%	33.3%	100.0%
SUCCESSFUL	Count		8	8	6	0	1	23
	% within TermRsn		34.8%	34.8%	26.1%	.0%	4.3%	100.0%
UNSUCCESSFUL - CLOSED BY COURT	Count		2	3	4	1	3	13
	% within TermRsn		15.4%	23.1%	30.8%	7.7%	23.1%	100.0%
UNSUCCESSFUL - REMANDED TO JAIL	Count		0	0	0	0	2	2
	% within TermRsn		.0%	.0%	.0%	.0%	100.0%	100.0%
Total	Count		10	13	12	4	15	54
	% within TermRsn		18.5%	24.1%	22.2%	7.4%	27.8%	100.0%

TermRsn * FINANCIAL

			FINANCIAL			
			VERY LOW	MODERATE	VERY HIGH	Total
TermRsn DEATH	Count	0	1	1	2	
	% within TermRsn	.0%	50.0%	50.0%	100.0%	
REVOKED - CONDITION	Count	0	5	5	10	
	% within TermRsn	.0%	50.0%	50.0%	100.0%	
REVOKED - NEW FELONY	Count	1	0	0	1	
	% within TermRsn	100.0%	.0%	.0%	100.0%	
REVOKED - NEW MISDEMEANOR	Count	0	0	3	3	
	% within TermRsn	.0%	.0%	100.0%	100.0%	
SUCCESSFUL	Count	13	8	2	23	
	% within TermRsn	56.5%	34.8%	8.7%	100.0%	
UNSUCCESSFUL - CLOSED BY COURT	Count	1	10	2	13	
	% within TermRsn	7.7%	76.9%	15.4%	100.0%	
UNSUCCESSFUL - REMANDED TO JAIL	Count	1	0	1	2	
	% within TermRsn	50.0%	.0%	50.0%	100.0%	
Total	Count	16	24	14	54	
	% within TermRsn	29.6%	44.4%	25.9%	100.0%	

TermRsn * FAMILY / MARITAL

			FAMILY / MARITAL				
			VERY LOW	LOW	MODERATE	HIGH	VERY HIGH
TermRsn DEATH	Count	0	1	0	1	0	2
	% within TermRsn	.0%	50.0%	.0%	50.0%	.0%	100.0%
REVOKED - CONDITION	Count	1	2	3	1	3	10
	% within TermRsn	10.0%	20.0%	30.0%	10.0%	30.0%	100.0%
REVOKED - NEW FELONY	Count	0	0	1	0	0	1
	% within TermRsn	.0%	.0%	100.0%	.0%	.0%	100.0%
REVOKED - NEW MISDEMEANOR	Count	0	1	1	1	0	3
	% within TermRsn	.0%	33.3%	33.3%	33.3%	.0%	100.0%
SUCCESSFUL	Count	5	9	5	3	1	23
	% within TermRsn	21.7%	39.1%	21.7%	13.0%	4.3%	100.0%
UNSUCCESSFUL - CLOSED BY COURT	Count	0	7	3	1	2	13
	% within TermRsn	.0%	53.8%	23.1%	7.7%	15.4%	100.0%
UNSUCCESSFUL - REMANDED TO JAIL	Count	0	0	1	1	0	2
	% within TermRsn	.0%	.0%	50.0%	50.0%	.0%	100.0%
Total	Count	6	20	14	8	6	54
	% within TermRsn	11.1%	37.0%	25.9%	14.8%	11.1%	100.0%

TermRsn * ACCOMMODATION

			ACCOMMODATION				
			VERY LOW	LOW	HIGH	VERY HIGH	Total
TermRsn DEATH	Count	1	1	0	0	2	
	% within TermRsn	50.0%	50.0%	.0%	.0%	100.0%	
REVOKED - CONDITION	Count	6	1	0	3	10	
	% within TermRsn	60.0%	10.0%	.0%	30.0%	100.0%	
REVOKED - NEW FELONY	Count	0	1	0	0	1	
	% within TermRsn	.0%	100.0%	.0%	.0%	100.0%	
REVOKED - NEW MISDEMEANOR	Count	1	0	1	1	3	
	% within TermRsn	33.3%	.0%	33.3%	33.3%	100.0%	
SUCCESSFUL	Count	15	3	4	1	23	
	% within TermRsn	65.2%	13.0%	17.4%	4.3%	100.0%	
UNSUCCESSFUL - CLOSED BY COURT	Count	6	3	3	1	13	
	% within TermRsn	46.2%	23.1%	23.1%	7.7%	100.0%	
UNSUCCESSFUL - REMANDED TO JAIL	Count	1	1	0	0	2	
	% within TermRsn	50.0%	50.0%	.0%	.0%	100.0%	
Total	Count	30	10	8	6	54	
	% within TermRsn	55.6%	18.5%	14.8%	11.1%	100.0%	

TermRsn * LEISURE / RECREATION

			LEISURE / RECREATION			
			VERY LOW	MODERATE	VERY HIGH	Total
TermRsn DEATH	Count	0	0	2	2	
	% within TermRsn	.0%	.0%	100.0%	100.0%	
REVOKED - CONDITION	Count	0	1	9	10	
	% within TermRsn	.0%	10.0%	90.0%	100.0%	
REVOKED - NEW FELONY	Count	0	0	1	1	
	% within TermRsn	.0%	.0%	100.0%	100.0%	
REVOKED - NEW MISDEMEANOR	Count	0	0	3	3	
	% within TermRsn	.0%	.0%	100.0%	100.0%	
SUCCESSFUL	Count	6	9	8	23	
	% within TermRsn	26.1%	39.1%	34.8%	100.0%	
UNSUCCESSFUL - CLOSED BY COURT	Count	2	3	8	13	
	% within TermRsn	15.4%	23.1%	61.5%	100.0%	
UNSUCCESSFUL - REMANDED TO JAIL	Count	0	0	2	2	
	% within TermRsn	.0%	.0%	100.0%	100.0%	
Total	Count	8	13	33	54	
	% within TermRsn	14.8%	24.1%	61.1%	100.0%	

TermRsn * COMPANIONS

			COMPANIONS				
			VERY LOW	LOW	MODERATE	VERY HIGH	Total
TermRsn DEATH	Count	0	0	1	1	2	
	% within TermRsn	.0%	.0%	50.0%	50.0%	100.0%	
REVOKED - CONDITION	Count	0	1	1	8	10	
	% within TermRsn	.0%	10.0%	10.0%	80.0%	100.0%	
REVOKED - NEW FELONY	Count	0	0	0	1	1	
	% within TermRsn	.0%	.0%	.0%	100.0%	100.0%	
REVOKED - NEW MISDEMEANOR	Count	0	0	1	2	3	
	% within TermRsn	.0%	.0%	33.3%	66.7%	100.0%	
SUCCESSFUL	Count	4	8	9	2	23	
	% within TermRsn	17.4%	34.8%	39.1%	8.7%	100.0%	
UNSUCCESSFUL - CLOSED BY COURT	Count	2	1	6	4	13	
	% within TermRsn	15.4%	7.7%	46.2%	30.8%	100.0%	
UNSUCCESSFUL - REMANDED TO JAIL	Count	0	0	0	2	2	
	% within TermRsn	.0%	.0%	.0%	100.0%	100.0%	
Total	Count	6	10	18	20	54	
	% within TermRsn	11.1%	18.5%	33.3%	37.0%	100.0%	

TermRsn * ALCOHOL / DRUG PROBLEM

			ALCOHOL / DRUG PROBLEM				
			VERY LOW	LOW	MODERATE	HIGH	VERY HIGH
TermRsn DEATH	Count	0	1	0	0	1	2
	% within TermRsn	.0%	50.0%	.0%	.0%	50.0%	100.0%
REVOKED - CONDITION	Count	0	3	3	3	1	10
	% within TermRsn	.0%	30.0%	30.0%	30.0%	10.0%	100.0%
REVOKED - NEW FELONY	Count	0	0	1	0	0	1
	% within TermRsn	.0%	.0%	100.0%	.0%	.0%	100.0%
REVOKED - NEW MISDEMEANOR	Count	1	0	1	1	0	3
	% within TermRsn	33.3%	.0%	33.3%	33.3%	.0%	100.0%
SUCCESSFUL	Count	9	10	3	1	0	23
	% within TermRsn	39.1%	43.5%	13.0%	4.3%	.0%	100.0%
UNSUCCESSFUL - CLOSED BY COURT	Count	2	4	2	4	1	13
	% within TermRsn	15.4%	30.8%	15.4%	30.8%	7.7%	100.0%
UNSUCCESSFUL - REMANDED TO JAIL	Count	0	1	0	1	0	2
	% within TermRsn	.0%	50.0%	.0%	50.0%	.0%	100.0%
Total	Count	12	19	10	10	3	54
	% within TermRsn	22.2%	35.2%	18.5%	18.5%	5.6%	100.0%

TermRsn * EMOTIONAL / PERSONAL

			EMOTIONAL / PERSONAL				
			VERY LOW	LOW	MODERATE	VERY HIGH	Total
TermRsn DEATH	Count	0	0	2	0	2	
	% within TermRsn	.0%	.0%	100.0%	.0%	100.0%	
REVOKED - CONDITION	Count	1	5	2	2	10	
	% within TermRsn	10.0%	50.0%	20.0%	20.0%	100.0%	
REVOKED - NEW FELONY	Count	1	0	0	0	1	
	% within TermRsn	100.0%	.0%	.0%	.0%	100.0%	
REVOKED - NEW MISDEMEANOR	Count	1	0	1	1	3	
	% within TermRsn	33.3%	.0%	33.3%	33.3%	100.0%	
SUCCESSFUL	Count	4	12	5	2	23	
	% within TermRsn	17.4%	52.2%	21.7%	8.7%	100.0%	
UNSUCCESSFUL - CLOSED BY COURT	Count	5	4	1	3	13	
	% within TermRsn	38.5%	30.8%	7.7%	23.1%	100.0%	
UNSUCCESSFUL - REMANDED TO JAIL	Count	0	0	2	0	2	
	% within TermRsn	.0%	.0%	100.0%	.0%	100.0%	
Total	Count	12	21	13	8	54	
	% within TermRsn	22.2%	38.9%	24.1%	14.8%	100.0%	

TermRsn * ATTITUDES / ORIENTATION

			ATTITUDES / ORIENTATION				
			VERY LOW	LOW	MODERATE	HIGH	VERY HIGH
TermRsn DEATH	Count	1	0	0	0	1	2
	% within TermRsn	50.0%	.0%	.0%	.0%	50.0%	100.0%
REVOKED - CONDITION	Count	0	1	0	5	4	10
	% within TermRsn	.0%	10.0%	.0%	50.0%	40.0%	100.0%
REVOKED - NEW FELONY	Count	0	0	0	0	1	1
	% within TermRsn	.0%	.0%	.0%	.0%	100.0%	100.0%
REVOKED - NEW MISDEMEANOR	Count	0	0	0	0	3	3
	% within TermRsn	.0%	.0%	.0%	.0%	100.0%	100.0%
SUCCESSFUL	Count	16	3	2	2	0	23
	% within TermRsn	69.6%	13.0%	8.7%	8.7%	.0%	100.0%
UNSUCCESSFUL - CLOSED BY COURT	Count	3	0	6	1	3	13
	% within TermRsn	23.1%	.0%	46.2%	7.7%	23.1%	100.0%
UNSUCCESSFUL - REMANDED TO JAIL	Count	0	0	0	2	0	2
	% within TermRsn	.0%	.0%	.0%	100.0%	.0%	100.0%
Total	Count	20	4	8	10	12	54
	% within TermRsn	37.0%	7.4%	14.8%	18.5%	22.2%	100.0%

TermRsn * Supervision Level

			Supervision Level				
			ISL I	ISL II	ISL III	ISL IV	Total
TermRsn DEATH	Count	1	0	1	0	2	
	% within TermRsn	50.0%	.0%	50.0%	.0%	100.0%	
REVOKED - CONDITION	Count	5	3	2	0	10	
	% within TermRsn	50.0%	30.0%	20.0%	.0%	100.0%	
REVOKED - NEW FELONY	Count	0	1	0	0	1	
	% within TermRsn	.0%	100.0%	.0%	.0%	100.0%	
REVOKED - NEW MISDEMEANOR	Count	2	1	0	0	3	
	% within TermRsn	66.7%	33.3%	.0%	.0%	100.0%	
SUCCESSFUL	Count	0	3	5	15	23	
	% within TermRsn	.0%	13.0%	21.7%	65.2%	100.0%	
UNSUCCESSFUL - CLOSED BY COURT	Count	3	5	2	3	13	
	% within TermRsn	23.1%	38.5%	15.4%	23.1%	100.0%	
UNSUCCESSFUL - REMANDED TO JAIL	Count	1	1	0	0	2	
	% within TermRsn	50.0%	50.0%	.0%	.0%	100.0%	
Total	Count	12	14	10	18	54	
	% within TermRsn	22.2%	25.9%	18.5%	33.3%	100.0%	

MONTGOMERY

TermRsn * CRIMINAL HISTORY

			CRIMINAL HISTORY					
			VERY LOW	LOW	MODERATE	HIGH	VERY HIGH	Total
TermRsn	DEATH	Count	1	0	1	1	0	3
		% within TermRsn	33.3%	.0%	33.3%	33.3%	.0%	100.0%
	REVOKED - CONDITION	Count	0	0	8	3	1	12
		% within TermRsn	.0%	.0%	66.7%	25.0%	8.3%	100.0%
	REVOKED - NEW FELONY	Count	0	1	3	1	1	6
		% within TermRsn	.0%	16.7%	50.0%	16.7%	16.7%	100.0%
	REVOKED - NEW MISDEMEANOR	Count	0	0	0	1	1	2
		% within TermRsn	.0%	.0%	.0%	50.0%	50.0%	100.0%
	SUCCESSFUL	Count	2	14	26	8	6	56
		% within TermRsn	3.6%	25.0%	46.4%	14.3%	10.7%	100.0%
	UNSUCCESSFUL - CLOSED BY COURT	Count	0	0	3	0	1	4
		% within TermRsn	.0%	.0%	75.0%	.0%	25.0%	100.0%
Total		Count	3	15	41	14	10	83
		% within TermRsn	3.6%	18.1%	49.4%	16.9%	12.0%	100.0%

TermRsn * EDUCATION / EMPLOYMENT

			EDUCATION / EMPLOYMENT					
			VERY LOW	LOW	MODERATE	HIGH	VERY HIGH	Total
TermRsn	DEATH	Count	1	1	1	0	0	3
		% within TermRsn	33.3%	33.3%	33.3%	.0%	.0%	100.0%
	REVOKED - CONDITION	Count	0	3	4	2	3	12
		% within TermRsn	.0%	25.0%	33.3%	16.7%	25.0%	100.0%
	REVOKED - NEW FELONY	Count	0	1	3	2	0	6
		% within TermRsn	.0%	16.7%	50.0%	33.3%	.0%	100.0%
	REVOKED - NEW MISDEMEANOR	Count	0	0	0	1	1	2
		% within TermRsn	.0%	.0%	.0%	50.0%	50.0%	100.0%
	SUCCESSFUL	Count	10	18	12	5	11	56
		% within TermRsn	17.9%	32.1%	21.4%	8.9%	19.6%	100.0%
	UNSUCCESSFUL - CLOSED BY COURT	Count	0	0	2	1	1	4
		% within TermRsn	.0%	.0%	50.0%	25.0%	25.0%	100.0%
Total		Count	11	23	22	11	16	83
		% within TermRsn	13.3%	27.7%	26.5%	13.3%	19.3%	100.0%

TermRsn * FINANCIAL

			FINANCIAL			
			VERY LOW	MODERATE	VERY HIGH	Total
TermRsn	DEATH	Count	0	1	2	3
		% within TermRsn	.0%	33.3%	66.7%	100.0%
	REVOKED - CONDITION	Count	2	5	5	12
		% within TermRsn	16.7%	41.7%	41.7%	100.0%
	REVOKED - NEW FELONY	Count	1	4	1	6
		% within TermRsn	16.7%	66.7%	16.7%	100.0%
	REVOKED - NEW MISDEMEANOR	Count	1	1	0	2
		% within TermRsn	50.0%	50.0%	.0%	100.0%
	SUCCESSFUL	Count	18	24	14	56
		% within TermRsn	32.1%	42.9%	25.0%	100.0%
	UNSUCCESSFUL - CLOSED BY COURT	Count	0	2	2	4
		% within TermRsn	.0%	50.0%	50.0%	100.0%
Total		Count	22	37	24	83
		% within TermRsn	26.5%	44.6%	28.9%	100.0%

TermRsn * FAMILY / MARITAL

			FAMILY / MARITAL					
			VERY LOW	LOW	MODERATE	HIGH	VERY HIGH	Total
TermRsn	DEATH	Count	0	1	2	0	0	3
		% within TermRsn	.0%	33.3%	66.7%	.0%	.0%	100.0%
	REVOKED - CONDITION	Count	2	3	2	4	1	12
		% within TermRsn	16.7%	25.0%	16.7%	33.3%	8.3%	100.0%
	REVOKED - NEW FELONY	Count	0	1	4	0	1	6
		% within TermRsn	.0%	16.7%	66.7%	.0%	16.7%	100.0%
	REVOKED - NEW MISDEMEANOR	Count	0	0	1	1	0	2
		% within TermRsn	.0%	.0%	50.0%	50.0%	.0%	100.0%
	SUCCESSFUL	Count	8	19	18	7	4	56
		% within TermRsn	14.3%	33.9%	32.1%	12.5%	7.1%	100.0%
	UNSUCCESSFUL - CLOSED BY COURT	Count	0	1	0	2	1	4
		% within TermRsn	.0%	25.0%	.0%	50.0%	25.0%	100.0%
Total		Count	10	25	27	14	7	83
		% within TermRsn	12.0%	30.1%	32.5%	16.9%	8.4%	100.0%

TermRsn * ACCOMMODATION

			ACCOMMODATION				
			VERY LOW	LOW	HIGH	VERY HIGH	Total
TermRsn	DEATH	Count	2	0	1	0	3
		% within TermRsn	66.7%	.0%	33.3%	.0%	100.0%
	REVOKED - CONDITION	Count	5	5	1	1	12
		% within TermRsn	41.7%	41.7%	8.3%	8.3%	100.0%
	REVOKED - NEW FELONY	Count	4	0	2	0	6
		% within TermRsn	66.7%	.0%	33.3%	.0%	100.0%
	REVOKED - NEW MISDEMEANOR	Count	1	1	0	0	2
		% within TermRsn	50.0%	50.0%	.0%	.0%	100.0%
	SUCCESSFUL	Count	37	11	8	0	56
		% within TermRsn	66.1%	19.6%	14.3%	.0%	100.0%
	UNSUCCESSFUL - CLOSED BY COURT	Count	2	0	2	0	4
		% within TermRsn	50.0%	.0%	50.0%	.0%	100.0%
Total		Count	51	17	14	1	83
		% within TermRsn	61.4%	20.5%	16.9%	1.2%	100.0%

TermRsn * LEISURE / RECREATION

			LEISURE / RECREATION			
			VERY LOW	MODERATE	VERY HIGH	Total
TermRsn	DEATH	Count	0	1	2	3
		% within TermRsn	.0%	33.3%	66.7%	100.0%
	REVOKED - CONDITION	Count	2	0	10	12
		% within TermRsn	16.7%	.0%	83.3%	100.0%
	REVOKED - NEW FELONY	Count	0	3	3	6
		% within TermRsn	.0%	50.0%	50.0%	100.0%
	REVOKED - NEW MISDEMEANOR	Count	0	1	1	2
		% within TermRsn	.0%	50.0%	50.0%	100.0%
	SUCCESSFUL	Count	11	28	17	56
		% within TermRsn	19.6%	50.0%	30.4%	100.0%
	UNSUCCESSFUL - CLOSED BY COURT	Count	0	0	4	4
		% within TermRsn	.0%	.0%	100.0%	100.0%
Total		Count	13	33	37	83
		% within TermRsn	15.7%	39.8%	44.6%	100.0%

TermRsn * COMPANIONS

			COMPANIONS				
			VERY LOW	LOW	MODERATE	VERY HIGH	Total
TermRsn	DEATH	Count	0	1	1	1	3
		% within TermRsn	.0%	33.3%	33.3%	33.3%	100.0%
	REVOKED - CONDITION	Count	0	1	4	7	12
		% within TermRsn	.0%	8.3%	33.3%	58.3%	100.0%
	REVOKED - NEW FELONY	Count	0	1	3	2	6
		% within TermRsn	.0%	16.7%	50.0%	33.3%	100.0%
	REVOKED - NEW MISDEMEANOR	Count	1	1	0	0	2
		% within TermRsn	50.0%	50.0%	.0%	.0%	100.0%
	SUCCESSFUL	Count	27	7	12	10	56
		% within TermRsn	48.2%	12.5%	21.4%	17.9%	100.0%
	UNSUCCESSFUL - CLOSED BY COURT	Count	0	0	0	4	4
		% within TermRsn	.0%	.0%	.0%	100.0%	100.0%
Total		Count	28	11	20	24	83
		% within TermRsn	33.7%	13.3%	24.1%	28.9%	100.0%

TermRsn * ALCOHOL / DRUG PROBLEM

			ALCOHOL / DRUG PROBLEM					
			VERY LOW	LOW	MODERATE	HIGH	VERY HIGH	Total
TermRsn	DEATH	Count	2	0	0	1	0	3
		% within TermRsn	66.7%	.0%	.0%	33.3%	.0%	100.0%
	REVOKED - CONDITION	Count	0	0	2	8	2	12
		% within TermRsn	.0%	.0%	16.7%	66.7%	16.7%	100.0%
	REVOKED - NEW FELONY	Count	0	0	3	2	1	6
		% within TermRsn	.0%	.0%	50.0%	33.3%	16.7%	100.0%
	REVOKED - NEW MISDEMEANOR	Count	1	0	0	1	0	2
		% within TermRsn	50.0%	.0%	.0%	50.0%	.0%	100.0%
	SUCCESSFUL	Count	25	21	9	1	0	56
		% within TermRsn	44.6%	37.5%	16.1%	1.8%	.0%	100.0%
	UNSUCCESSFUL - CLOSED BY COURT	Count	0	1	0	3	0	4
		% within TermRsn	.0%	25.0%	.0%	75.0%	.0%	100.0%
Total		Count	28	22	14	16	3	83
		% within TermRsn	33.7%	26.5%	16.9%	19.3%	3.6%	100.0%

TermRsn * EMOTIONAL / PERSONAL

			EMOTIONAL / PERSONAL				
			VERY LOW	LOW	MODERATE	VERY HIGH	Total
TermRsn	DEATH	Count	0	2	1	0	3
		% within TermRsn	.0%	66.7%	33.3%	.0%	100.0%
	REVOKED - CONDITION	Count	2	6	2	2	12
		% within TermRsn	16.7%	50.0%	16.7%	16.7%	100.0%
	REVOKED - NEW FELONY	Count	0	2	3	1	6
		% within TermRsn	.0%	33.3%	50.0%	16.7%	100.0%
	REVOKED - NEW MISDEMEANOR	Count	0	0	1	1	2
		% within TermRsn	.0%	.0%	50.0%	50.0%	100.0%
	SUCCESSFUL	Count	16	15	18	7	56
		% within TermRsn	28.6%	26.8%	32.1%	12.5%	100.0%
	UNSUCCESSFUL - CLOSED BY COURT	Count	0	2	2	0	4
		% within TermRsn	.0%	50.0%	50.0%	.0%	100.0%
Total		Count	18	27	27	11	83
		% within TermRsn	21.7%	32.5%	32.5%	13.3%	100.0%

TermRsn * ATTITUDES / ORIENTATION

			ATTITUDES / ORIENTATION					
			VERY LOW	LOW	MODERATE	HIGH	VERY HIGH	Total
TermRsn	DEATH	Count	0	3	0	0	0	3
		% within TermRsn	.0%	100.0%	.0%	.0%	.0%	100.0%
	REVOKED - CONDITION	Count	0	3	4	4	1	12
		% within TermRsn	.0%	25.0%	33.3%	33.3%	8.3%	100.0%
	REVOKED - NEW FELONY	Count	0	0	2	4	0	6
		% within TermRsn	.0%	.0%	33.3%	66.7%	.0%	100.0%
	REVOKED - NEW MISDEMEANOR	Count	2	0	0	0	0	2
		% within TermRsn	100.0%	.0%	.0%	.0%	.0%	100.0%
	SUCCESSFUL	Count	33	7	9	6	1	56
		% within TermRsn	58.9%	12.5%	16.1%	10.7%	1.8%	100.0%
	UNSUCCESSFUL - CLOSED BY COURT	Count	0	0	1	1	2	4
		% within TermRsn	.0%	.0%	25.0%	25.0%	50.0%	100.0%
Total		Count	35	13	16	15	4	83
		% within TermRsn	42.2%	15.7%	19.3%	18.1%	4.8%	100.0%

TermRsn * Supervision Level

			Supervision Level				
			ISL I	ISL II	ISL III	ISL IV	Total
TermRsn	DEATH	Count	0	1	1	1	3
		% within TermRsn	.0%	33.3%	33.3%	33.3%	100.0%
	REVOKED - CONDITION	Count	6	4	2	0	12
		% within TermRsn	50.0%	33.3%	16.7%	.0%	100.0%
	REVOKED - NEW FELONY	Count	1	4	1	0	6
		% within TermRsn	16.7%	66.7%	16.7%	.0%	100.0%
	REVOKED - NEW MISDEMEANOR	Count	1	0	1	0	2
		% within TermRsn	50.0%	.0%	50.0%	.0%	100.0%
	SUCCESSFUL	Count	2	15	16	23	56
		% within TermRsn	3.6%	26.8%	28.6%	41.1%	100.0%
	UNSUCCESSFUL - CLOSED BY COURT	Count	3	1	0	0	4
		% within TermRsn	75.0%	25.0%	.0%	.0%	100.0%
Total		Count	13	25	21	24	83
		% within TermRsn	15.7%	30.1%	25.3%	28.9%	100.0%

NORTHWEST

TermRsn * CRIMINAL HISTORY

			CRIMINAL HISTORY					Total
			VERY LOW	LOW	MODERATE	HIGH	VERY HIGH	
TermRsn	REVOKED - CONDITION	Count	0	2	6	2	3	13
		% within TermRsn	.0%	15.4%	46.2%	15.4%	23.1%	100.0%
	REVOKED - NEW FELONY	Count	0	0	0	3	0	3
		% within TermRsn	.0%	.0%	.0%	100.0%	.0%	100.0%
	REVOKED - NEW MISDEMEANOR	Count	0	0	0	1	0	1
		% within TermRsn	.0%	.0%	.0%	100.0%	.0%	100.0%
	SUCCESSFUL	Count	8	14	36	9	5	72
		% within TermRsn	11.1%	19.4%	50.0%	12.5%	6.9%	100.0%
	UNSUCCESSFUL - CLOSED BY COURT	Count	0	0	3	4	1	8
		% within TermRsn	.0%	.0%	37.5%	50.0%	12.5%	100.0%
Total		Count	8	16	45	19	9	97
		% within TermRsn	8.2%	16.5%	46.4%	19.6%	9.3%	100.0%

TermRsn * EDUCATION / EMPLOYMENT

			EDUCATION / EMPLOYMENT					Total
			VERY LOW	LOW	MODERATE	HIGH	VERY HIGH	
TermRsn	REVOKED - CONDITION	Count	1	1	5	1	5	13
		% within TermRsn	7.7%	7.7%	38.5%	7.7%	38.5%	100.0%
	REVOKED - NEW FELONY	Count	0	1	0	0	2	3
		% within TermRsn	.0%	33.3%	.0%	.0%	66.7%	100.0%
	REVOKED - NEW MISDEMEANOR	Count	0	0	0	0	1	1
		% within TermRsn	.0%	.0%	.0%	.0%	100.0%	100.0%
	SUCCESSFUL	Count	21	33	10	5	3	72
		% within TermRsn	29.2%	45.8%	13.9%	6.9%	4.2%	100.0%
	UNSUCCESSFUL - CLOSED BY COURT	Count	2	1	2	1	2	8
		% within TermRsn	25.0%	12.5%	25.0%	12.5%	25.0%	100.0%
Total		Count	24	36	17	7	13	97
		% within TermRsn	24.7%	37.1%	17.5%	7.2%	13.4%	100.0%

TermRsn * FINANCIAL

			FINANCIAL			
			VERY LOW	MODERATE	VERY HIGH	Total
TermRsn	REVOKED - CONDITION	Count	2	3	8	13
		% within TermRsn	15.4%	23.1%	61.5%	100.0%
	REVOKED - NEW FELONY	Count	0	2	1	3
		% within TermRsn	.0%	66.7%	33.3%	100.0%
	REVOKED - NEW MISDEMEANOR	Count	0	1	0	1
		% within TermRsn	.0%	100.0%	.0%	100.0%
	SUCCESSFUL	Count	34	29	9	72
		% within TermRsn	47.2%	40.3%	12.5%	100.0%
	UNSUCCESSFUL - CLOSED BY COURT	Count	3	2	3	8
		% within TermRsn	37.5%	25.0%	37.5%	100.0%
Total		Count	39	37	21	97
		% within TermRsn	40.2%	38.1%	21.6%	100.0%

TermRsn * FAMILY / MARITAL

			FAMILY / MARITAL					
			VERY LOW	LOW	MODERATE	HIGH	VERY HIGH	Total
TermRsn	REVOKED - CONDITION	Count	0	2	3	6	2	13
		% within TermRsn	.0%	15.4%	23.1%	46.2%	15.4%	100.0%
	REVOKED - NEW FELONY	Count	0	2	0	1	0	3
		% within TermRsn	.0%	66.7%	.0%	33.3%	.0%	100.0%
	REVOKED - NEW MISDEMEANOR	Count	0	0	0	0	1	1
		% within TermRsn	.0%	.0%	.0%	.0%	100.0%	100.0%
	SUCCESSFUL	Count	19	34	16	2	1	72
		% within TermRsn	26.4%	47.2%	22.2%	2.8%	1.4%	100.0%
	UNSUCCESSFUL - CLOSED BY COURT	Count	1	2	2	3	0	8
		% within TermRsn	12.5%	25.0%	25.0%	37.5%	.0%	100.0%
Total		Count	20	40	21	12	4	97
		% within TermRsn	20.6%	41.2%	21.6%	12.4%	4.1%	100.0%

TermRsn * ACCOMMODATION

			ACCOMMODATION				
			VERY LOW	LOW	HIGH	VERY HIGH	Total
TermRsn	REVOKED - CONDITION	Count	2	5	3	3	13
		% within TermRsn	15.4%	38.5%	23.1%	23.1%	100.0%
	REVOKED - NEW FELONY	Count	1	0	1	1	3
		% within TermRsn	33.3%	.0%	33.3%	33.3%	100.0%
	REVOKED - NEW MISDEMEANOR	Count	0	0	1	0	1
		% within TermRsn	.0%	.0%	100.0%	.0%	100.0%
	SUCCESSFUL	Count	55	14	2	1	72
		% within TermRsn	76.4%	19.4%	2.8%	1.4%	100.0%
	UNSUCCESSFUL - CLOSED BY COURT	Count	2	3	1	2	8
		% within TermRsn	25.0%	37.5%	12.5%	25.0%	100.0%
Total		Count	60	22	8	7	97
		% within TermRsn	61.9%	22.7%	8.2%	7.2%	100.0%

TermRsn * LEISURE / RECREATION

			LEISURE / RECREATION			
			VERY LOW	MODERATE	VERY HIGH	Total
TermRsn	REVOKED - CONDITION	Count	0	2	11	13
		% within TermRsn	.0%	15.4%	84.6%	100.0%
	REVOKED - NEW FELONY	Count	0	1	2	3
		% within TermRsn	.0%	33.3%	66.7%	100.0%
	REVOKED - NEW MISDEMEANOR	Count	0	0	1	1
		% within TermRsn	.0%	.0%	100.0%	100.0%
	SUCCESSFUL	Count	24	29	19	72
		% within TermRsn	33.3%	40.3%	26.4%	100.0%
	UNSUCCESSFUL - CLOSED BY COURT	Count	2	2	4	8
		% within TermRsn	25.0%	25.0%	50.0%	100.0%
Total		Count	26	34	37	97
		% within TermRsn	26.8%	35.1%	38.1%	100.0%

TermRsn * COMPANIONS

			COMPANIONS				
			VERY LOW	LOW	MODERATE	VERY HIGH	Total
TermRsn	REVOKED - CONDITION	Count	0	1	0	12	13
		% within TermRsn	.0%	7.7%	.0%	92.3%	100.0%
	REVOKED - NEW FELONY	Count	0	0	1	2	3
		% within TermRsn	.0%	.0%	33.3%	66.7%	100.0%
	REVOKED - NEW MISDEMEANOR	Count	0	0	0	1	1
		% within TermRsn	.0%	.0%	.0%	100.0%	100.0%
	SUCCESSFUL	Count	27	20	11	14	72
		% within TermRsn	37.5%	27.8%	15.3%	19.4%	100.0%
	UNSUCCESSFUL - CLOSED BY COURT	Count	0	3	0	5	8
		% within TermRsn	.0%	37.5%	.0%	62.5%	100.0%
Total		Count	27	24	12	34	97
		% within TermRsn	27.8%	24.7%	12.4%	35.1%	100.0%

TermRsn * ALCOHOL/DRUG PROBLEM

			ALCOHOL / DRUG PROBLEM					
			VERY LOW	LOW	MODERATE	HIGH	VERY HIGH	Total
TermRsn	REVOKED - CONDITION	Count	2	0	2	8	1	13
		% within TermRsn	15.4%	.0%	15.4%	61.5%	7.7%	100.0%
	REVOKED - NEW FELONY	Count	0	0	1	1	1	3
		% within TermRsn	.0%	.0%	33.3%	33.3%	33.3%	100.0%
	REVOKED - NEW MISDEMEANOR	Count	0	0	1	0	0	1
		% within TermRsn	.0%	.0%	100.0%	.0%	.0%	100.0%
	SUCCESSFUL	Count	22	29	15	4	2	72
		% within TermRsn	30.6%	40.3%	20.8%	5.6%	2.8%	100.0%
	UNSUCCESSFUL - CLOSED BY COURT	Count	2	4	0	1	1	8
		% within TermRsn	25.0%	50.0%	.0%	12.5%	12.5%	100.0%
Total		Count	26	33	19	14	5	97
		% within TermRsn	26.8%	34.0%	19.6%	14.4%	5.2%	100.0%

TermRsn * EMOTIONAL / PERSONAL

			EMOTIONAL / PERSONAL				
			VERY LOW	LOW	MODERATE	VERY HIGH	Total
TermRsn	REVOKED - CONDITION	Count	1	4	7	1	13
		% within TermRsn	7.7%	30.8%	53.8%	7.7%	100.0%
	REVOKED - NEW FELONY	Count	1	1	1	0	3
		% within TermRsn	33.3%	33.3%	33.3%	.0%	100.0%
	REVOKED - NEW MISDEMEANOR	Count	0	0	1	0	1
		% within TermRsn	.0%	.0%	100.0%	.0%	100.0%
	SUCCESSFUL	Count	18	34	14	6	72
		% within TermRsn	25.0%	47.2%	19.4%	8.3%	100.0%
	UNSUCCESSFUL - CLOSED BY COURT	Count	2	3	3	0	8
		% within TermRsn	25.0%	37.5%	37.5%	.0%	100.0%
Total		Count	22	42	26	7	97
		% within TermRsn	22.7%	43.3%	26.8%	7.2%	100.0%

TermRsn * ATTITUDES / ORIENTATION

			ATTITUDES / ORIENTATION					
			VERY LOW	LOW	MODERATE	HIGH	VERY HIGH	Total
TermRsn	REVOKED - CONDITION	Count	0	0	0	8	5	13
		% within TermRsn	.0%	.0%	.0%	61.5%	38.5%	100.0%
	REVOKED - NEW FELONY	Count	0	0	0	3	0	3
		% within TermRsn	.0%	.0%	.0%	100.0%	.0%	100.0%
	REVOKED - NEW MISDEMEANOR	Count	0	0	0	1	0	1
		% within TermRsn	.0%	.0%	.0%	100.0%	.0%	100.0%
	SUCCESSFUL	Count	43	13	2	10	4	72
		% within TermRsn	59.7%	18.1%	2.8%	13.9%	5.6%	100.0%
	UNSUCCESSFUL - CLOSED BY COURT	Count	1	0	0	7	0	8
		% within TermRsn	12.5%	.0%	.0%	87.5%	.0%	100.0%
Total		Count	44	13	2	29	9	97
		% within TermRsn	45.4%	13.4%	2.1%	29.9%	9.3%	100.0%

TermRsn * Supervision Level

			Supervision Level				
			ISL I	ISL II	ISL III	ISL IV	Total
TermRsn	REVOKED - CONDITION	Count	10	2	1	0	13
		% within TermRsn	76.9%	15.4%	7.7%	.0%	100.0%
	REVOKED - NEW FELONY	Count	1	2	0	0	3
		% within TermRsn	33.3%	66.7%	.0%	.0%	100.0%
	REVOKED - NEW MISDEMEANOR	Count	1	0	0	0	1
		% within TermRsn	100.0%	.0%	.0%	.0%	100.0%
	SUCCESSFUL	Count	3	13	12	44	72
		% within TermRsn	4.2%	18.1%	16.7%	61.1%	100.0%
	UNSUCCESSFUL - CLOSED BY COURT	Count	3	3	1	1	8
		% within TermRsn	37.5%	37.5%	12.5%	12.5%	100.0%
Total		Count	18	20	14	45	97
		% within TermRsn	18.6%	20.6%	14.4%	46.4%	100.0%

TermRsn * CRIMINAL HISTORY

			CRIMINAL HISTORY					
			VERY LOW	LOW	MODERATE	HIGH	VERY HIGH	Total
TermRsn	REVOKED - CONDITION	Count	0	4	14	3	18	39
		% within TermRsn	.0%	10.3%	35.9%	7.7%	46.2%	100.0%
	REVOKED - NEW FELONY	Count	0	0	1	1	3	5
		% within TermRsn	.0%	.0%	20.0%	20.0%	60.0%	100.0%
	REVOKED - NEW MISDEMEANOR	Count	0	0	0	0	2	2
		% within TermRsn	.0%	.0%	.0%	.0%	100.0%	100.0%
	SUCCESSFUL	Count	4	9	41	13	10	77
		% within TermRsn	5.2%	11.7%	53.2%	16.9%	13.0%	100.0%
	UNSUCCESSFUL - CLOSED BY COURT	Count	0	2	4	4	4	14
		% within TermRsn	.0%	14.3%	28.6%	28.6%	28.6%	100.0%
	UNSUCCESSFUL - REMANDED TO JAIL	Count	0	0	1	1	1	3
		% within TermRsn	.0%	.0%	33.3%	33.3%	33.3%	100.0%
Total		Count	4	15	61	22	38	140
		% within TermRsn	2.9%	10.7%	43.6%	15.7%	27.1%	100.0%

TermRsn * EDUCATION / EMPLOYMENT

			EDUCATION / EMPLOYMENT					
			VERY LOW	LOW	MODERATE	HIGH	VERY HIGH	Total
TermRsn	REVOKED - CONDITION	Count	0	3	13	6	17	39
		% within TermRsn	.0%	7.7%	33.3%	15.4%	43.6%	100.0%
	REVOKED - NEW FELONY	Count	0	0	0	3	2	5
		% within TermRsn	.0%	.0%	.0%	60.0%	40.0%	100.0%
	REVOKED - NEW MISDEMEANOR	Count	0	0	0	1	1	2
		% within TermRsn	.0%	.0%	.0%	50.0%	50.0%	100.0%
	SUCCESSFUL	Count	17	23	25	4	8	77
		% within TermRsn	22.1%	29.9%	32.5%	5.2%	10.4%	100.0%
	UNSUCCESSFUL - CLOSED BY COURT	Count	1	3	3	3	4	14
		% within TermRsn	7.1%	21.4%	21.4%	21.4%	28.6%	100.0%
	UNSUCCESSFUL - REMANDED TO JAIL	Count	1	0	2	0	0	3
		% within TermRsn	33.3%	.0%	66.7%	.0%	.0%	100.0%
Total		Count	19	29	43	17	32	140
		% within TermRsn	13.6%	20.7%	30.7%	12.1%	22.9%	100.0%

TermRsn * FINANCIAL

			FINANCIAL			
			VERY LOW	MODERATE	VERY HIGH	Total
TermRsn	REVOKED - CONDITION	Count	5	24	10	39
		% within TermRsn	12.8%	61.5%	25.6%	100.0%
	REVOKED - NEW FELONY	Count	0	3	2	5
		% within TermRsn	.0%	60.0%	40.0%	100.0%
	REVOKED - NEW MISDEMEANOR	Count	0	2	0	2
		% within TermRsn	.0%	100.0%	.0%	100.0%
	SUCCESSFUL	Count	32	27	18	77
		% within TermRsn	41.6%	35.1%	23.4%	100.0%
	UNSUCCESSFUL - CLOSED BY COURT	Count	2	8	4	14
		% within TermRsn	14.3%	57.1%	28.6%	100.0%
	UNSUCCESSFUL - REMANDED TO JAIL	Count	1	2	0	3
		% within TermRsn	33.3%	66.7%	.0%	100.0%
Total		Count	40	66	34	140
		% within TermRsn	28.6%	47.1%	24.3%	100.0%

TermRsn * FAMILY / MARITAL

			FAMILY / MARITAL					
			VERY LOW	LOW	MODERATE	HIGH	VERY HIGH	Total
TermRsn	REVOKED - CONDITION	Count	2	9	8	8	12	39
		% within TermRsn	5.1%	23.1%	20.5%	20.5%	30.8%	100.0%
	REVOKED - NEW FELONY	Count	0	2	0	1	2	5
		% within TermRsn	.0%	40.0%	.0%	20.0%	40.0%	100.0%
	REVOKED - NEW MISDEMEANOR	Count	0	0	1	0	1	2
		% within TermRsn	.0%	.0%	50.0%	.0%	50.0%	100.0%
	SUCCESSFUL	Count	12	29	22	11	3	77
		% within TermRsn	15.6%	37.7%	28.6%	14.3%	3.9%	100.0%
	UNSUCCESSFUL - CLOSED BY COURT	Count	0	0	8	2	4	14
		% within TermRsn	.0%	.0%	57.1%	14.3%	28.6%	100.0%
	UNSUCCESSFUL - REMANDED TO JAIL	Count	0	2	1	0	0	3
		% within TermRsn	.0%	66.7%	33.3%	.0%	.0%	100.0%
Total		Count	14	42	40	22	22	140
		% within TermRsn	10.0%	30.0%	28.6%	15.7%	15.7%	100.0%

TermRsn * ACCOMMODATION

			ACCOMMODATION				
			VERY LOW	LOW	HIGH	VERY HIGH	Total
TermRsn	REVOKED - CONDITION	Count	8	12	9	10	39
		% within TermRsn	20.5%	30.8%	23.1%	25.6%	100.0%
	REVOKED - NEW FELONY	Count	2	1	0	2	5
		% within TermRsn	40.0%	20.0%	.0%	40.0%	100.0%
	REVOKED - NEW MISDEMEANOR	Count	1	0	1	0	2
		% within TermRsn	50.0%	.0%	50.0%	.0%	100.0%
	SUCCESSFUL	Count	48	20	8	1	77
		% within TermRsn	62.3%	26.0%	10.4%	1.3%	100.0%
	UNSUCCESSFUL - CLOSED BY COURT	Count	5	5	2	2	14
		% within TermRsn	35.7%	35.7%	14.3%	14.3%	100.0%
	UNSUCCESSFUL - REMANDED TO JAIL	Count	2	1	0	0	3
		% within TermRsn	66.7%	33.3%	.0%	.0%	100.0%
Total		Count	66	39	20	15	140
		% within TermRsn	47.1%	27.9%	14.3%	10.7%	100.0%

TermRsn * LEISURE / RECREATION

			LEISURE / RECREATION			
			VERY LOW	MODERATE	VERY HIGH	Total
TermRsn	REVOKED - CONDITION	Count	5	3	31	39
		% within TermRsn	12.8%	7.7%	79.5%	100.0%
	REVOKED - NEW FELONY	Count	0	0	5	5
		% within TermRsn	.0%	.0%	100.0%	100.0%
	REVOKED - NEW MISDEMEANOR	Count	0	0	2	2
		% within TermRsn	.0%	.0%	100.0%	100.0%
	SUCCESSFUL	Count	17	37	23	77
		% within TermRsn	22.1%	48.1%	29.9%	100.0%
	UNSUCCESSFUL - CLOSED BY COURT	Count	0	4	10	14
		% within TermRsn	.0%	28.6%	71.4%	100.0%
	UNSUCCESSFUL - REMANDED TO JAIL	Count	1	1	1	3
		% within TermRsn	33.3%	33.3%	33.3%	100.0%
Total		Count	23	45	72	140
		% within TermRsn	16.4%	32.1%	51.4%	100.0%

TermRsn * COMPANIONS

			COMPANIONS				
			VERY LOW	LOW	MODERATE	VERY HIGH	Total
TermRsn	REVOKED - CONDITION	Count	1	1	8	29	39
		% within TermRsn	2.6%	2.6%	20.5%	74.4%	100.0%
	REVOKED - NEW FELONY	Count	0	0	0	5	5
		% within TermRsn	.0%	.0%	.0%	100.0%	100.0%
	REVOKED - NEW MISDEMEANOR	Count	0	1	0	1	2
		% within TermRsn	.0%	50.0%	.0%	50.0%	100.0%
	SUCCESSFUL	Count	16	8	28	25	77
		% within TermRsn	20.8%	10.4%	36.4%	32.5%	100.0%
	UNSUCCESSFUL - CLOSED BY COURT	Count	0	1	3	10	14
		% within TermRsn	.0%	7.1%	21.4%	71.4%	100.0%
	UNSUCCESSFUL - REMANDED TO JAIL	Count	0	0	3	0	3
		% within TermRsn	.0%	.0%	100.0%	.0%	100.0%
Total		Count	17	11	42	70	140
		% within TermRsn	12.1%	7.9%	30.0%	50.0%	100.0%

TermRsn * ALCOHOL / DRUG PROBLEM

			ALCOHOL / DRUG PROBLEM					
			VERY LOW	LOW	MODERATE	HIGH	VERY HIGH	Total
TermRsn	REVOKED - CONDITION	Count	1	3	14	14	7	39
		% within TermRsn	2.6%	7.7%	35.9%	35.9%	17.9%	100.0%
	REVOKED - NEW FELONY	Count	1	0	3	0	1	5
		% within TermRsn	20.0%	.0%	60.0%	.0%	20.0%	100.0%
	REVOKED - NEW MISDEMEANOR	Count	1	0	1	0	0	2
		% within TermRsn	50.0%	.0%	50.0%	.0%	.0%	100.0%
	SUCCESSFUL	Count	16	40	15	5	1	77
		% within TermRsn	20.8%	51.9%	19.5%	6.5%	1.3%	100.0%
	UNSUCCESSFUL - CLOSED BY COURT	Count	2	3	3	4	2	14
		% within TermRsn	14.3%	21.4%	21.4%	28.6%	14.3%	100.0%
	UNSUCCESSFUL - REMANDED TO JAIL	Count	0	0	0	3	0	3
		% within TermRsn	.0%	.0%	.0%	100.0%	.0%	100.0%
Total		Count	21	46	36	26	11	140
		% within TermRsn	15.0%	32.9%	25.7%	18.6%	7.9%	100.0%

TermRsn * EMOTIONAL / PERSONAL

			EMOTIONAL / PERSONAL				
			VERY LOW	LOW	MODERATE	VERY HIGH	Total
TermRsn	REVOKED - CONDITION	Count	14	11	9	5	39
		% within TermRsn	35.9%	28.2%	23.1%	12.8%	100.0%
	REVOKED - NEW FELONY	Count	1	0	2	2	5
		% within TermRsn	20.0%	.0%	40.0%	40.0%	100.0%
	REVOKED - NEW MISDEMEANOR	Count	1	0	1	0	2
		% within TermRsn	50.0%	.0%	50.0%	.0%	100.0%
	SUCCESSFUL	Count	34	26	12	5	77
		% within TermRsn	44.2%	33.8%	15.6%	6.5%	100.0%
	UNSUCCESSFUL - CLOSED BY COURT	Count	6	4	2	2	14
		% within TermRsn	42.9%	28.6%	14.3%	14.3%	100.0%
	UNSUCCESSFUL - REMANDED TO JAIL	Count	0	1	0	2	3
		% within TermRsn	.0%	33.3%	.0%	66.7%	100.0%
Total		Count	56	42	26	16	140
		% within TermRsn	40.0%	30.0%	18.6%	11.4%	100.0%

TermRsn * ATTITUDES / ORIENTATION

			ATTITUDES / ORIENTATION					
			VERY LOW	LOW	MODERATE	HIGH	VERY HIGH	Total
TermRsn	REVOKED - CONDITION	Count	1	2	13	9	14	39
		% within TermRsn	2.6%	5.1%	33.3%	23.1%	35.9%	100.0%
	REVOKED - NEW FELONY	Count	0	0	2	0	3	5
		% within TermRsn	.0%	.0%	40.0%	.0%	60.0%	100.0%
	REVOKED - NEW MISDEMEANOR	Count	0	0	2	0	0	2
		% within TermRsn	.0%	.0%	100.0%	.0%	.0%	100.0%
	SUCCESSFUL	Count	40	12	11	9	5	77
		% within TermRsn	51.9%	15.6%	14.3%	11.7%	6.5%	100.0%
	UNSUCCESSFUL - CLOSED BY COURT	Count	2	2	0	4	6	14
		% within TermRsn	14.3%	14.3%	.0%	28.6%	42.9%	100.0%
	UNSUCCESSFUL - REMANDED TO JAIL	Count	0	1	0	2	0	3
		% within TermRsn	.0%	33.3%	.0%	66.7%	.0%	100.0%
Total		Count	43	17	28	24	28	140
		% within TermRsn	30.7%	12.1%	20.0%	17.1%	20.0%	100.0%

TermRsn * Supervision Level

			Supervision Level				
			ISL I	ISL II	ISL III	ISL IV	Total
TermRsn	REVOKED - CONDITION	Count	24	11	3	1	39
		% within TermRsn	61.5%	28.2%	7.7%	2.6%	100.0%
	REVOKED - NEW FELONY	Count	4	1	0	0	5
		% within TermRsn	80.0%	20.0%	.0%	.0%	100.0%
	REVOKED - NEW MISDEMEANOR	Count	1	1	0	0	2
		% within TermRsn	50.0%	50.0%	.0%	.0%	100.0%
	SUCCESSFUL	Count	7	13	27	30	77
		% within TermRsn	9.1%	16.9%	35.1%	39.0%	100.0%
	UNSUCCESSFUL - CLOSED BY COURT	Count	8	3	1	2	14
		% within TermRsn	57.1%	21.4%	7.1%	14.3%	100.0%
	UNSUCCESSFUL - REMANDED TO JAIL	Count	0	2	1	0	3
		% within TermRsn	.0%	66.7%	33.3%	.0%	100.0%
Total		Count	44	31	32	33	140
		% within TermRsn	31.4%	22.1%	22.9%	23.6%	100.0%

RILEY

TermRsn * CRIMINAL HISTORY

			CRIMINAL HISTORY					
			VERY LOW	LOW	MODERATE	HIGH	VERY HIGH	Total
TermRsn	DEATH	Count	0	0	1	0	0	1
		% within TermRsn	.0%	.0%	100.0%	.0%	.0%	100.0%
	REVOKED - CONDITION	Count	0	1	10	3	5	19
		% within TermRsn	.0%	5.3%	52.6%	15.8%	26.3%	100.0%
	REVOKED - NEW FELONY	Count	0	0	2	1	0	3
		% within TermRsn	.0%	.0%	66.7%	33.3%	.0%	100.0%
	REVOKED - NEW MISDEMEANOR	Count	0	0	1	2	0	3
		% within TermRsn	.0%	.0%	33.3%	66.7%	.0%	100.0%
	SUCCESSFUL	Count	7	9	40	11	5	72
		% within TermRsn	9.7%	12.5%	55.6%	15.3%	6.9%	100.0%
	UNSUCCESSFUL - CLOSED BY COURT	Count	0	2	12	2	5	21
		% within TermRsn	.0%	9.5%	57.1%	9.5%	23.8%	100.0%
Total		Count	7	12	66	19	15	119
		% within TermRsn	5.9%	10.1%	55.5%	16.0%	12.6%	100.0%

TermRsn * EDUCATION / EMPLOYMENT

			EDUCATION / EMPLOYMENT					
			VERY LOW	LOW	MODERATE	HIGH	VERY HIGH	Total
TermRsn	DEATH	Count	0	0	1	0	0	1
		% within TermRsn	.0%	.0%	100.0%	.0%	.0%	100.0%
	REVOKED - CONDITION	Count	0	4	4	5	6	19
		% within TermRsn	.0%	21.1%	21.1%	26.3%	31.6%	100.0%
	REVOKED - NEW FELONY	Count	0	0	3	0	0	3
		% within TermRsn	.0%	.0%	100.0%	.0%	.0%	100.0%
	REVOKED - NEW MISDEMEANOR	Count	0	1	2	0	0	3
		% within TermRsn	.0%	33.3%	66.7%	.0%	.0%	100.0%
	SUCCESSFUL	Count	24	28	8	6	6	72
		% within TermRsn	33.3%	38.9%	11.1%	8.3%	8.3%	100.0%
	UNSUCCESSFUL - CLOSED BY COURT	Count	2	7	7	2	3	21
		% within TermRsn	9.5%	33.3%	33.3%	9.5%	14.3%	100.0%
Total		Count	26	40	25	13	15	119
		% within TermRsn	21.8%	33.6%	21.0%	10.9%	12.6%	100.0%

TermRsn * FINANCIAL

			FINANCIAL			
			VERY LOW	MODERATE	VERY HIGH	Total
TermRsn	DEATH	Count	0	1	0	1
		% within TermRsn	.0%	100.0%	.0%	100.0%
	REVOKED - CONDITION	Count	4	11	4	19
		% within TermRsn	21.1%	57.9%	21.1%	100.0%
	REVOKED - NEW FELONY	Count	0	3	0	3
		% within TermRsn	.0%	100.0%	.0%	100.0%
	REVOKED - NEW MISDEMEANOR	Count	1	2	0	3
		% within TermRsn	33.3%	66.7%	.0%	100.0%
	SUCCESSFUL	Count	30	25	17	72
		% within TermRsn	41.7%	34.7%	23.6%	100.0%
	UNSUCCESSFUL - CLOSED BY COURT	Count	4	8	9	21
		% within TermRsn	19.0%	38.1%	42.9%	100.0%
Total		Count	39	50	30	119
		% within TermRsn	32.8%	42.0%	25.2%	100.0%

TermRsn * FAMILY / MARITAL

			FAMILY / MARITAL					
			VERY LOW	LOW	MODERATE	HIGH	VERY HIGH	Total
TermRsn	DEATH	Count	1	0	0	0	0	1
		% within TermRsn	100.0%	.0%	.0%	.0%	.0%	100.0%
	REVOKED - CONDITION	Count	0	5	5	7	2	19
		% within TermRsn	.0%	26.3%	26.3%	36.8%	10.5%	100.0%
	REVOKED - NEW FELONY	Count	0	0	1	1	1	3
		% within TermRsn	.0%	.0%	33.3%	33.3%	33.3%	100.0%
	REVOKED - NEW MISDEMEANOR	Count	0	1	0	2	0	3
		% within TermRsn	.0%	33.3%	.0%	66.7%	.0%	100.0%
	SUCCESSFUL	Count	11	29	17	12	3	72
		% within TermRsn	15.3%	40.3%	23.6%	16.7%	4.2%	100.0%
	UNSUCCESSFUL - CLOSED BY COURT	Count	2	6	5	7	1	21
		% within TermRsn	9.5%	28.6%	23.8%	33.3%	4.8%	100.0%
Total		Count	14	41	28	29	7	119
		% within TermRsn	11.8%	34.5%	23.5%	24.4%	5.9%	100.0%

TermRsn * ACCOMMODATION

			ACCOMMODATION				
			VERY LOW	LOW	HIGH	VERY HIGH	Total
TermRsn	DEATH	Count	0	1	0	0	1
		% within TermRsn	.0%	100.0%	.0%	.0%	100.0%
	REVOKED - CONDITION	Count	5	7	6	1	19
		% within TermRsn	26.3%	36.8%	31.6%	5.3%	100.0%
	REVOKED - NEW FELONY	Count	1	0	1	1	3
		% within TermRsn	33.3%	.0%	33.3%	33.3%	100.0%
	REVOKED - NEW MISDEMEANOR	Count	1	1	1	0	3
		% within TermRsn	33.3%	33.3%	33.3%	.0%	100.0%
	SUCCESSFUL	Count	49	17	5	1	72
		% within TermRsn	68.1%	23.6%	6.9%	1.4%	100.0%
	UNSUCCESSFUL - CLOSED BY COURT	Count	11	6	3	1	21
		% within TermRsn	52.4%	28.6%	14.3%	4.8%	100.0%
Total		Count	67	32	16	4	119
		% within TermRsn	56.3%	26.9%	13.4%	3.4%	100.0%

TermRsn * LEISURE / RECREATION

			LEISURE / RECREATION			
			VERY LOW	MODERATE	VERY HIGH	Total
TermRsn	DEATH	Count	0	1	0	1
		% within TermRsn	.0%	100.0%	.0%	100.0%
	REVOKED - CONDITION	Count	1	4	14	19
		% within TermRsn	5.3%	21.1%	73.7%	100.0%
	REVOKED - NEW FELONY	Count	0	0	3	3
		% within TermRsn	.0%	.0%	100.0%	100.0%
	REVOKED - NEW MISDEMEANOR	Count	0	1	2	3
		% within TermRsn	.0%	33.3%	66.7%	100.0%
	SUCCESSFUL	Count	17	29	26	72
		% within TermRsn	23.6%	40.3%	36.1%	100.0%
	UNSUCCESSFUL - CLOSED BY COURT	Count	3	8	10	21
		% within TermRsn	14.3%	38.1%	47.6%	100.0%
Total		Count	21	43	55	119
		% within TermRsn	17.6%	36.1%	46.2%	100.0%

TermRsn * COMPANIONS

			COMPANIONS				
			VERY LOW	LOW	MODERATE	VERY HIGH	Total
TermRsn	DEATH	Count	0	0	1	0	1
		% within TermRsn	.0%	.0%	100.0%	.0%	100.0%
	REVOKED - CONDITION	Count	1	0	6	12	19
		% within TermRsn	5.3%	.0%	31.6%	63.2%	100.0%
	REVOKED - NEW FELONY	Count	0	1	1	1	3
		% within TermRsn	.0%	33.3%	33.3%	33.3%	100.0%
	REVOKED - NEW MISDEMEANOR	Count	0	0	2	1	3
		% within TermRsn	.0%	.0%	66.7%	33.3%	100.0%
	SUCCESSFUL	Count	15	21	21	15	72
		% within TermRsn	20.8%	29.2%	29.2%	20.8%	100.0%
	UNSUCCESSFUL - CLOSED BY COURT	Count	0	1	8	12	21
		% within TermRsn	.0%	4.8%	38.1%	57.1%	100.0%
Total		Count	16	23	39	41	119
		% within TermRsn	13.4%	19.3%	32.8%	34.5%	100.0%

TermRsn * ALCOHOL / DRUG PROBLEM

			ALCOHOL / DRUG PROBLEM					
			VERY LOW	LOW	MODERATE	HIGH	VERY HIGH	Total
TermRsn	DEATH	Count	0	1	0	0	0	1
		% within TermRsn	.0%	100.0%	.0%	.0%	.0%	100.0%
	REVOKED - CONDITION	Count	1	2	8	6	2	19
		% within TermRsn	5.3%	10.5%	42.1%	31.6%	10.5%	100.0%
	REVOKED - NEW FELONY	Count	0	1	1	1	0	3
		% within TermRsn	.0%	33.3%	33.3%	33.3%	.0%	100.0%
	REVOKED - NEW MISDEMEANOR	Count	0	0	0	2	1	3
		% within TermRsn	.0%	.0%	.0%	66.7%	33.3%	100.0%
	SUCCESSFUL	Count	25	24	18	5	0	72
		% within TermRsn	34.7%	33.3%	25.0%	6.9%	.0%	100.0%
	UNSUCCESSFUL - CLOSED BY COURT	Count	2	4	7	7	1	21
		% within TermRsn	9.5%	19.0%	33.3%	33.3%	4.8%	100.0%
Total		Count	28	32	34	21	4	119
		% within TermRsn	23.5%	26.9%	28.6%	17.6%	3.4%	100.0%

TermRsn * EMOTIONAL / PERSONAL

			EMOTIONAL / PERSONAL				
			VERY LOW	LOW	MODERATE	VERY HIGH	Total
TermRsn	DEATH	Count	0	1	0	0	1
		% within TermRsn	.0%	100.0%	.0%	.0%	100.0%
	REVOKED - CONDITION	Count	4	4	6	5	19
		% within TermRsn	21.1%	21.1%	31.6%	26.3%	100.0%
	REVOKED - NEW FELONY	Count	2	0	1	0	3
		% within TermRsn	66.7%	.0%	33.3%	.0%	100.0%
	REVOKED - NEW MISDEMEANOR	Count	0	0	2	1	3
		% within TermRsn	.0%	.0%	66.7%	33.3%	100.0%
	SUCCESSFUL	Count	11	32	20	9	72
		% within TermRsn	15.3%	44.4%	27.8%	12.5%	100.0%
	UNSUCCESSFUL - CLOSED BY COURT	Count	3	4	9	5	21
		% within TermRsn	14.3%	19.0%	42.9%	23.8%	100.0%
Total		Count	20	41	38	20	119
		% within TermRsn	16.8%	34.5%	31.9%	16.8%	100.0%

TermRsn * ATTITUDES / ORIENTATION

			ATTITUDES / ORIENTATION					
			VERY LOW	LOW	MODERATE	HIGH	VERY HIGH	Total
TermRsn	DEATH	Count	0	0	0	1	0	1
		% within TermRsn	.0%	.0%	.0%	100.0%	.0%	100.0%
	REVOKED - CONDITION	Count	1	2	3	5	8	19
		% within TermRsn	5.3%	10.5%	15.8%	26.3%	42.1%	100.0%
	REVOKED - NEW FELONY	Count	1	0	0	0	2	3
		% within TermRsn	33.3%	.0%	.0%	.0%	66.7%	100.0%
	REVOKED - NEW MISDEMEANOR	Count	0	1	1	1	0	3
		% within TermRsn	.0%	33.3%	33.3%	33.3%	.0%	100.0%
	SUCCESSFUL	Count	41	16	8	5	2	72
		% within TermRsn	56.9%	22.2%	11.1%	6.9%	2.8%	100.0%
	UNSUCCESSFUL - CLOSED BY COURT	Count	4	4	5	5	3	21
		% within TermRsn	19.0%	19.0%	23.8%	23.8%	14.3%	100.0%
Total		Count	47	23	17	17	15	119
		% within TermRsn	39.5%	19.3%	14.3%	14.3%	12.6%	100.0%

TermRsn * Supervision Level

			Supervision Level				Total
			ISL I	ISL II	ISL III	ISL IV	
TermRsn	DEATH	Count	0	0	1	0	1
		% within TermRsn	.0%	.0%	100.0%	.0%	100.0%
	REVOKED - CONDITION	Count	10	5	4	0	19
		% within TermRsn	52.6%	26.3%	21.1%	.0%	100.0%
	REVOKED - NEW FELONY	Count	0	3	0	0	3
		% within TermRsn	.0%	100.0%	.0%	.0%	100.0%
	REVOKED - NEW MISDEMEANOR	Count	2	1	0	0	3
		% within TermRsn	66.7%	33.3%	.0%	.0%	100.0%
	SUCCESSFUL	Count	3	13	18	38	72
		% within TermRsn	4.2%	18.1%	25.0%	52.8%	100.0%
	UNSUCCESSFUL - CLOSED BY COURT	Count	7	6	8	0	21
		% within TermRsn	33.3%	28.6%	38.1%	.0%	100.0%
Total		Count	22	28	31	38	119
		% within TermRsn	18.5%	23.5%	26.1%	31.9%	100.0%

SANTA FE TRAIL

TermRsn * CRIMINAL HISTORY

			CRIMINAL HISTORY					Total
			VERY LOW	LOW	MODERATE	HIGH	VERY HIGH	
TermRsn	REVOKED - CONDITION	Count	1	1	5	3	4	14
		% within TermRsn	7.1%	7.1%	35.7%	21.4%	28.6%	100.0%
	REVOKED - NEW FELONY	Count	0	1	2	3	2	8
		% within TermRsn	.0%	12.5%	25.0%	37.5%	25.0%	100.0%
	REVOKED - NEW MISDEMEANOR	Count	0	0	2	0	1	3
		% within TermRsn	.0%	.0%	66.7%	.0%	33.3%	100.0%
	SUCCESSFUL	Count	3	11	34	7	7	62
		% within TermRsn	4.8%	17.7%	54.8%	11.3%	11.3%	100.0%
	UNSUCCESSFUL - CLOSED BY COURT	Count	1	2	13	2	5	23
		% within TermRsn	4.3%	8.7%	56.5%	8.7%	21.7%	100.0%
	UNSUCCESSFUL - REMANDED TO JAIL	Count	0	0	0	1	0	1
		% within TermRsn	.0%	.0%	.0%	100.0%	.0%	100.0%
Total	Count	5	15	56	16	19	111	
	% within TermRsn	4.5%	13.5%	50.5%	14.4%	17.1%	100.0%	

TermRsn * EDUCATION / EMPLOYMENT

			EDUCATION / EMPLOYMENT					Total
			VERY LOW	LOW	MODERATE	HIGH	VERY HIGH	
TermRsn	REVOKED - CONDITION	Count	1	0	2	4	7	14
		% within TermRsn	7.1%	.0%	14.3%	28.6%	50.0%	100.0%
	REVOKED - NEW FELONY	Count	0	1	3	1	3	8
		% within TermRsn	.0%	12.5%	37.5%	12.5%	37.5%	100.0%
	REVOKED - NEW MISDEMEANOR	Count	0	1	0	0	2	3
		% within TermRsn	.0%	33.3%	.0%	.0%	66.7%	100.0%
	SUCCESSFUL	Count	19	31	10	1	1	62
		% within TermRsn	30.6%	50.0%	16.1%	1.6%	1.6%	100.0%
	UNSUCCESSFUL - CLOSED BY COURT	Count	2	4	4	4	9	23
		% within TermRsn	8.7%	17.4%	17.4%	17.4%	39.1%	100.0%
	UNSUCCESSFUL - REMANDED TO JAIL	Count	0	1	0	0	0	1
		% within TermRsn	.0%	100.0%	.0%	.0%	.0%	100.0%
Total	Count	22	38	19	10	22	111	
	% within TermRsn	19.8%	34.2%	17.1%	9.0%	19.8%	100.0%	

TermRsn * FINANCIAL

			FINANCIAL			
			VERY LOW	MODERATE	VERY HIGH	Total
TermRsn	REVOKED - CONDITION	Count	2	7	5	14
		% within TermRsn	14.3%	50.0%	35.7%	100.0%
	REVOKED - NEW FELONY	Count	2	4	2	8
		% within TermRsn	25.0%	50.0%	25.0%	100.0%
	REVOKED - NEW MISDEMEANOR	Count	1	1	1	3
		% within TermRsn	33.3%	33.3%	33.3%	100.0%
	SUCCESSFUL	Count	47	13	2	62
		% within TermRsn	75.8%	21.0%	3.2%	100.0%
	UNSUCCESSFUL - CLOSED BY COURT	Count	4	9	10	23
		% within TermRsn	17.4%	39.1%	43.5%	100.0%
	UNSUCCESSFUL - REMANDED TO JAIL	Count	0	1	0	1
		% within TermRsn	.0%	100.0%	.0%	100.0%
Total		Count	56	35	20	111
		% within TermRsn	50.5%	31.5%	18.0%	100.0%

TermRsn * FAMILY / MARITAL

			FAMILY / MARITAL					
			VERY LOW	LOW	MODERATE	HIGH	VERY HIGH	Total
TermRsn	REVOKED - CONDITION	Count	0	1	8	3	2	14
		% within TermRsn	.0%	7.1%	57.1%	21.4%	14.3%	100.0%
	REVOKED - NEW FELONY	Count	0	4	2	1	1	8
		% within TermRsn	.0%	50.0%	25.0%	12.5%	12.5%	100.0%
	REVOKED - NEW MISDEMEANOR	Count	0	1	1	1	0	3
		% within TermRsn	.0%	33.3%	33.3%	33.3%	.0%	100.0%
	SUCCESSFUL	Count	16	29	16	1	0	62
		% within TermRsn	25.8%	46.8%	25.8%	1.6%	.0%	100.0%
	UNSUCCESSFUL - CLOSED BY COURT	Count	1	10	8	1	3	23
		% within TermRsn	4.3%	43.5%	34.8%	4.3%	13.0%	100.0%
	UNSUCCESSFUL - REMANDED TO JAIL	Count	0	0	1	0	0	1
		% within TermRsn	.0%	.0%	100.0%	.0%	.0%	100.0%
Total		Count	17	45	36	7	6	111
		% within TermRsn	15.3%	40.5%	32.4%	6.3%	5.4%	100.0%

TermRsn * ACCOMMODATION

			ACCOMMODATION				
			VERY LOW	LOW	HIGH	VERY HIGH	Total
TermRsn	REVOKED - CONDITION	Count	4	4	4	2	14
		% within TermRsn	28.6%	28.6%	28.6%	14.3%	100.0%
	REVOKED - NEW FELONY	Count	4	2	1	1	8
		% within TermRsn	50.0%	25.0%	12.5%	12.5%	100.0%
	REVOKED - NEW MISDEMEANOR	Count	2	0	0	1	3
		% within TermRsn	66.7%	.0%	.0%	33.3%	100.0%
	SUCCESSFUL	Count	46	15	1	0	62
		% within TermRsn	74.2%	24.2%	1.6%	.0%	100.0%
	UNSUCCESSFUL - CLOSED BY COURT	Count	13	7	2	1	23
		% within TermRsn	56.5%	30.4%	8.7%	4.3%	100.0%
	UNSUCCESSFUL - REMANDED TO JAIL	Count	1	0	0	0	1
		% within TermRsn	100.0%	.0%	.0%	.0%	100.0%
Total		Count	70	28	8	5	111
		% within TermRsn	63.1%	25.2%	7.2%	4.5%	100.0%

TermRsn * LEISURE / RECREATION

			LEISURE / RECREATION			
			VERY LOW	MODERATE	VERY HIGH	Total
TermRsn	REVOKED - CONDITION	Count	0	2	12	14
		% within TermRsn	.0%	14.3%	85.7%	100.0%
	REVOKED - NEW FELONY	Count	2	2	4	8
		% within TermRsn	25.0%	25.0%	50.0%	100.0%
	REVOKED - NEW MISDEMEANOR	Count	1	1	1	3
		% within TermRsn	33.3%	33.3%	33.3%	100.0%
	SUCCESSFUL	Count	25	27	10	62
		% within TermRsn	40.3%	43.5%	16.1%	100.0%
	UNSUCCESSFUL - CLOSED BY COURT	Count	4	7	12	23
		% within TermRsn	17.4%	30.4%	52.2%	100.0%
	UNSUCCESSFUL - REMANDED TO JAIL	Count	0	1	0	1
		% within TermRsn	.0%	100.0%	.0%	100.0%
Total		Count	32	40	39	111
		% within TermRsn	28.8%	36.0%	35.1%	100.0%

TermRsn * COMPANIONS

			COMPANIONS				
			VERY LOW	LOW	MODERATE	VERY HIGH	Total
TermRsn	REVOKED - CONDITION	Count	1	2	4	7	14
		% within TermRsn	7.1%	14.3%	28.6%	50.0%	100.0%
	REVOKED - NEW FELONY	Count	0	0	3	5	8
		% within TermRsn	.0%	.0%	37.5%	62.5%	100.0%
	REVOKED - NEW MISDEMEANOR	Count	0	0	2	1	3
		% within TermRsn	.0%	.0%	66.7%	33.3%	100.0%
	SUCCESSFUL	Count	22	16	21	3	62
		% within TermRsn	35.5%	25.8%	33.9%	4.8%	100.0%
	UNSUCCESSFUL - CLOSED BY COURT	Count	2	5	9	7	23
		% within TermRsn	8.7%	21.7%	39.1%	30.4%	100.0%
	UNSUCCESSFUL - REMANDED TO JAIL	Count	0	0	1	0	1
		% within TermRsn	.0%	.0%	100.0%	.0%	100.0%
Total	Count	25	23	40	23	111	
	% within TermRsn	22.5%	20.7%	36.0%	20.7%	100.0%	

TermRsn * ALCOHOL / DRUG PROBLEM

			ALCOHOL / DRUG PROBLEM					
			VERY LOW	LOW	MODERATE	HIGH	VERY HIGH	Total
TermRsn	REVOKED - CONDITION	Count	1	2	9	1	1	14
		% within TermRsn	7.1%	14.3%	64.3%	7.1%	7.1%	100.0%
	REVOKED - NEW FELONY	Count	1	3	1	3	0	8
		% within TermRsn	12.5%	37.5%	12.5%	37.5%	.0%	100.0%
	REVOKED - NEW MISDEMEANOR	Count	1	1	0	1	0	3
		% within TermRsn	33.3%	33.3%	.0%	33.3%	.0%	100.0%
	SUCCESSFUL	Count	19	32	10	1	0	62
		% within TermRsn	30.6%	51.6%	16.1%	1.6%	.0%	100.0%
	UNSUCCESSFUL - CLOSED BY COURT	Count	7	6	6	4	0	23
		% within TermRsn	30.4%	26.1%	26.1%	17.4%	.0%	100.0%
	UNSUCCESSFUL - REMANDED TO JAIL	Count	0	1	0	0	0	1
		% within TermRsn	.0%	100.0%	.0%	.0%	.0%	100.0%
Total	Count	29	45	26	10	1	111	
	% within TermRsn	26.1%	40.5%	23.4%	9.0%	.9%	100.0%	

TermRsn * EMOTIONAL / PERSONAL

			EMOTIONAL / PERSONAL				
			VERY LOW	LOW	MODERATE	VERY HIGH	Total
TermRsn	REVOKED - CONDITION	Count	2	6	6	0	14
		% within TermRsn	14.3%	42.9%	42.9%	.0%	100.0%
	REVOKED - NEW FELONY	Count	1	2	3	2	8
		% within TermRsn	12.5%	25.0%	37.5%	25.0%	100.0%
	REVOKED - NEW MISDEMEANOR	Count	1	1	0	1	3
		% within TermRsn	33.3%	33.3%	.0%	33.3%	100.0%
	SUCCESSFUL	Count	38	17	7	0	62
		% within TermRsn	61.3%	27.4%	11.3%	.0%	100.0%
	UNSUCCESSFUL - CLOSED BY COURT	Count	8	13	1	1	23
		% within TermRsn	34.8%	56.5%	4.3%	4.3%	100.0%
	UNSUCCESSFUL - REMANDED TO JAIL	Count	0	1	0	0	1
		% within TermRsn	.0%	100.0%	.0%	.0%	100.0%
Total	Count	50	40	17	4	111	
	% within TermRsn	45.0%	36.0%	15.3%	3.6%	100.0%	

TermRsn * ATTITUDES / ORIENTATION

			ATTITUDES / ORIENTATION					
			VERY LOW	LOW	MODERATE	HIGH	VERY HIGH	Total
TermRsn	REVOKED - CONDITION	Count	0	0	2	5	7	14
		% within TermRsn	.0%	.0%	14.3%	35.7%	50.0%	100.0%
	REVOKED - NEW FELONY	Count	1	0	0	3	4	8
		% within TermRsn	12.5%	.0%	.0%	37.5%	50.0%	100.0%
	REVOKED - NEW MISDEMEANOR	Count	1	0	0	2	0	3
		% within TermRsn	33.3%	.0%	.0%	66.7%	.0%	100.0%
	SUCCESSFUL	Count	51	6	5	0	0	62
		% within TermRsn	82.3%	9.7%	8.1%	.0%	.0%	100.0%
	UNSUCCESSFUL - CLOSED BY COURT	Count	8	4	4	4	3	23
		% within TermRsn	34.8%	17.4%	17.4%	17.4%	13.0%	100.0%
	UNSUCCESSFUL - REMANDED TO JAIL	Count	1	0	0	0	0	1
		% within TermRsn	100.0%	.0%	.0%	.0%	.0%	100.0%
Total	Count	62	10	11	14	14	111	
	% within TermRsn	55.9%	9.0%	9.9%	12.6%	12.6%	100.0%	

TermRsn * Supervision Level

			Supervision Level				Total
			ISL I	ISL II	ISL III	ISL IV	
TermRsn	REVOKED - CONDITION	Count	8	4	2	0	14
		% within TermRsn	57.1%	28.6%	14.3%	.0%	100.0%
	REVOKED - NEW FELONY	Count	4	2	2	0	8
		% within TermRsn	50.0%	25.0%	25.0%	.0%	100.0%
	REVOKED - NEW MISDEMEANOR	Count	0	2	1	0	3
		% within TermRsn	.0%	66.7%	33.3%	.0%	100.0%
	SUCCESSFUL	Count	0	2	16	44	62
		% within TermRsn	.0%	3.2%	25.8%	71.0%	100.0%
	UNSUCCESSFUL - CLOSED BY COURT	Count	4	7	8	4	23
		% within TermRsn	17.4%	30.4%	34.8%	17.4%	100.0%
	UNSUCCESSFUL - REMANDED TO JAIL	Count	0	0	1	0	1
		% within TermRsn	.0%	.0%	100.0%	.0%	100.0%
Total		Count	16	17	30	48	111
		% within TermRsn	14.4%	15.3%	27.0%	43.2%	100.0%

SEDGWICK

TermRsn * CRIMINAL HISTORY

			CRIMINAL HISTORY					
			VERY LOW	LOW	MODERATE	HIGH	VERY HIGH	Total
TermRsn	DEATH	Count	1	1	4	3	1	10
		% within TermRsn	10.0%	10.0%	40.0%	30.0%	10.0%	100.0%
	REVOKED - CONDITION	Count	5	30	153	88	123	399
		% within TermRsn	1.3%	7.5%	38.3%	22.1%	30.8%	100.0%
	REVOKED - NEW FELONY	Count	0	6	42	31	63	142
		% within TermRsn	.0%	4.2%	29.6%	21.8%	44.4%	100.0%
	REVOKED - NEW MISDEMEANOR	Count	0	4	13	12	24	53
		% within TermRsn	.0%	7.5%	24.5%	22.6%	45.3%	100.0%
	SUCCESSFUL	Count	28	82	221	69	65	465
		% within TermRsn	6.0%	17.6%	47.5%	14.8%	14.0%	100.0%
	UNSUCCESSFUL - CLOSED BY COURT	Count	0	1	4	1	2	8
		% within TermRsn	.0%	12.5%	50.0%	12.5%	25.0%	100.0%
	UNSUCCESSFUL - REMANDED TO JAIL	Count	0	0	2	0	0	2
		% within TermRsn	.0%	.0%	100.0%	.0%	.0%	100.0%
Total		Count	34	124	439	204	278	1079
		% within TermRsn	3.2%	11.5%	40.7%	18.9%	25.8%	100.0%

TermRsn * EDUCATION / EMPLOYMENT

			EDUCATION / EMPLOYMENT					
			VERY LOW	LOW	MODERATE	HIGH	VERY HIGH	Total
TermRsn	DEATH	Count	1	5	3	0	1	10
		% within TermRsn	10.0%	50.0%	30.0%	.0%	10.0%	100.0%
	REVOKED - CONDITION	Count	15	37	97	80	170	399
		% within TermRsn	3.8%	9.3%	24.3%	20.1%	42.6%	100.0%
	REVOKED - NEW FELONY	Count	7	12	31	31	61	142
		% within TermRsn	4.9%	8.5%	21.8%	21.8%	43.0%	100.0%
	REVOKED - NEW MISDEMEANOR	Count	2	5	9	15	22	53
		% within TermRsn	3.8%	9.4%	17.0%	28.3%	41.5%	100.0%
	SUCCESSFUL	Count	123	175	117	29	21	465
		% within TermRsn	26.5%	37.6%	25.2%	6.2%	4.5%	100.0%
	UNSUCCESSFUL - CLOSED BY COURT	Count	0	1	4	0	3	8
		% within TermRsn	.0%	12.5%	50.0%	.0%	37.5%	100.0%
	UNSUCCESSFUL - REMANDED TO JAIL	Count	0	0	2	0	0	2
		% within TermRsn	.0%	.0%	100.0%	.0%	.0%	100.0%
Total		Count	148	235	263	155	278	1079
		% within TermRsn	13.7%	21.8%	24.4%	14.4%	25.8%	100.0%

TermRsn * FINANCIAL

		FINANCIAL			
		VERY LOW	MODERATE	VERY HIGH	Total
TermRsn DEATH	Count	2	6	2	10
	% within TermRsn	20.0%	60.0%	20.0%	100.0%
REVOKED - CONDITION	Count	69	209	121	399
	% within TermRsn	17.3%	52.4%	30.3%	100.0%
REVOKED - NEW FELONY	Count	13	88	41	142
	% within TermRsn	9.2%	62.0%	28.9%	100.0%
REVOKED - NEW MISDEMEANOR	Count	9	28	16	53
	% within TermRsn	17.0%	52.8%	30.2%	100.0%
SUCCESSFUL	Count	230	163	72	465
	% within TermRsn	49.5%	35.1%	15.5%	100.0%
UNSUCCESSFUL - CLOSED BY COURT	Count	2	3	3	8
	% within TermRsn	25.0%	37.5%	37.5%	100.0%
UNSUCCESSFUL - REMANDED TO JAIL	Count	0	1	1	2
	% within TermRsn	.0%	50.0%	50.0%	100.0%
Total	Count	325	498	256	1079
	% within TermRsn	30.1%	46.2%	23.7%	100.0%

TermRsn * FAMILY / MARITAL

		FAMILY / MARITAL					Total
		VERY LOW	LOW	MODERATE	HIGH	VERY HIGH	Total
TermRsn DEATH	Count	1	1	6	2	0	10
	% within TermRsn	10.0%	10.0%	60.0%	20.0%	.0%	100.0%
REVOKED - CONDITION	Count	28	92	117	108	54	399
	% within TermRsn	7.0%	23.1%	29.3%	27.1%	13.5%	100.0%
REVOKED - NEW FELONY	Count	11	27	45	35	24	142
	% within TermRsn	7.7%	19.0%	31.7%	24.6%	16.9%	100.0%
REVOKED - NEW MISDEMEANOR	Count	4	13	15	13	8	53
	% within TermRsn	7.5%	24.5%	28.3%	24.5%	15.1%	100.0%
SUCCESSFUL	Count	97	191	124	42	11	465
	% within TermRsn	20.9%	41.1%	26.7%	9.0%	2.4%	100.0%
UNSUCCESSFUL - CLOSED BY COURT	Count	2	4	1	1	0	8
	% within TermRsn	25.0%	50.0%	12.5%	12.5%	.0%	100.0%
UNSUCCESSFUL - REMANDED TO JAIL	Count	0	1	0	1	0	2
	% within TermRsn	.0%	50.0%	.0%	50.0%	.0%	100.0%
Total	Count	143	329	308	202	97	1079
	% within TermRsn	13.3%	30.5%	28.5%	18.7%	9.0%	100.0%

TermRsn * ACCOMMODATION

			ACCOMMODATION				
			VERY LOW	LOW	HIGH	VERY HIGH	Total
TermRsn DEATH	Count		4	4	1	1	10
	% within TermRsn		40.0%	40.0%	10.0%	10.0%	100.0%
REVOKED - CONDITION	Count		119	128	89	63	399
	% within TermRsn		29.8%	32.1%	22.3%	15.8%	100.0%
REVOKED - NEW FELONY	Count		44	48	33	17	142
	% within TermRsn		31.0%	33.8%	23.2%	12.0%	100.0%
REVOKED - NEW MISDEMEANOR	Count		16	19	13	5	53
	% within TermRsn		30.2%	35.8%	24.5%	9.4%	100.0%
SUCCESSFUL	Count		331	92	36	6	465
	% within TermRsn		71.2%	19.8%	7.7%	1.3%	100.0%
UNSUCCESSFUL - CLOSED BY COURT	Count		3	2	2	1	8
	% within TermRsn		37.5%	25.0%	25.0%	12.5%	100.0%
UNSUCCESSFUL - REMANDED TO JAIL	Count		1	0	1	0	2
	% within TermRsn		50.0%	.0%	50.0%	.0%	100.0%
Total	Count		518	293	175	93	1079
	% within TermRsn		48.0%	27.2%	16.2%	8.6%	100.0%

TermRsn * LEISURE / RECREATION

			LEISURE / RECREATION			
			VERY LOW	MODERATE	VERY HIGH	Total
TermRsn DEATH	Count		3	3	4	10
	% within TermRsn		30.0%	30.0%	40.0%	100.0%
REVOKED - CONDITION	Count		14	70	315	399
	% within TermRsn		3.5%	17.5%	78.9%	100.0%
REVOKED - NEW FELONY	Count		1	30	111	142
	% within TermRsn		.7%	21.1%	78.2%	100.0%
REVOKED - NEW MISDEMEANOR	Count		2	11	40	53
	% within TermRsn		3.8%	20.8%	75.5%	100.0%
SUCCESSFUL	Count		111	216	138	465
	% within TermRsn		23.9%	46.5%	29.7%	100.0%
UNSUCCESSFUL - CLOSED BY COURT	Count		0	2	6	8
	% within TermRsn		.0%	25.0%	75.0%	100.0%
UNSUCCESSFUL - REMANDED TO JAIL	Count		0	0	2	2
	% within TermRsn		.0%	.0%	100.0%	100.0%
Total	Count		131	332	616	1079
	% within TermRsn		12.1%	30.8%	57.1%	100.0%

TermRsn * COMPANIONS

			COMPANIONS				
			VERY LOW	LOW	MODERATE	VERY HIGH	Total
TermRsn DEATH	Count	1	1	7	1	10	
	% within TermRsn	10.0%	10.0%	70.0%	10.0%	100.0%	
REVOKED - CONDITION	Count	17	31	114	237	399	
	% within TermRsn	4.3%	7.8%	28.6%	59.4%	100.0%	
REVOKED - NEW FELONY	Count	3	8	58	73	142	
	% within TermRsn	2.1%	5.6%	40.8%	51.4%	100.0%	
REVOKED - NEW MISDEMEANOR	Count	3	4	16	30	53	
	% within TermRsn	5.7%	7.5%	30.2%	56.6%	100.0%	
SUCCESSFUL	Count	181	72	134	78	465	
	% within TermRsn	38.9%	15.5%	28.8%	16.8%	100.0%	
UNSUCCESSFUL - CLOSED BY COURT	Count	0	1	4	3	8	
	% within TermRsn	.0%	12.5%	50.0%	37.5%	100.0%	
UNSUCCESSFUL - REMANDED TO JAIL	Count	1	0	1	0	2	
	% within TermRsn	50.0%	.0%	50.0%	.0%	100.0%	
Total	Count	206	117	334	422	1079	
	% within TermRsn	19.1%	10.8%	31.0%	39.1%	100.0%	

TermRsn * ALCOHOL / DRUG PROBLEM

			ALCOHOL / DRUG PROBLEM				
			VERY LOW	LOW	MODERATE	HIGH	VERY HIGH
TermRsn DEATH	Count	1	1	5	3	0	10
	% within TermRsn	10.0%	10.0%	50.0%	30.0%	.0%	100.0%
REVOKED - CONDITION	Count	55	92	117	114	21	399
	% within TermRsn	13.8%	23.1%	29.3%	28.6%	5.3%	100.0%
REVOKED - NEW FELONY	Count	25	37	47	25	8	142
	% within TermRsn	17.6%	26.1%	33.1%	17.6%	5.6%	100.0%
REVOKED - NEW MISDEMEANOR	Count	9	12	14	15	3	53
	% within TermRsn	17.0%	22.6%	26.4%	28.3%	5.7%	100.0%
SUCCESSFUL	Count	205	194	47	15	4	465
	% within TermRsn	44.1%	41.7%	10.1%	3.2%	.9%	100.0%
UNSUCCESSFUL - CLOSED BY COURT	Count	2	3	3	0	0	8
	% within TermRsn	25.0%	37.5%	37.5%	.0%	.0%	100.0%
UNSUCCESSFUL - REMANDED TO JAIL	Count	0	0	1	1	0	2
	% within TermRsn	.0%	.0%	50.0%	50.0%	.0%	100.0%
Total	Count	297	339	234	173	36	1079
	% within TermRsn	27.5%	31.4%	21.7%	16.0%	3.3%	100.0%

TermRsn * EMOTIONAL / PERSONAL

			EMOTIONAL / PERSONAL				
			VERY LOW	LOW	MODERATE	VERY HIGH	Total
TermRsn DEATH	Count		5	1	2	2	10
	% within TermRsn		50.0%	10.0%	20.0%	20.0%	100.0%
REVOKED - CONDITION	Count		129	92	104	74	399
	% within TermRsn		32.3%	23.1%	26.1%	18.5%	100.0%
REVOKED - NEW FELONY	Count		59	28	36	19	142
	% within TermRsn		41.5%	19.7%	25.4%	13.4%	100.0%
REVOKED - NEW MISDEMEANOR	Count		23	18	9	3	53
	% within TermRsn		43.4%	34.0%	17.0%	5.7%	100.0%
SUCCESSFUL	Count		241	132	62	30	465
	% within TermRsn		51.8%	28.4%	13.3%	6.5%	100.0%
UNSUCCESSFUL - CLOSED BY COURT	Count		3	3	1	1	8
	% within TermRsn		37.5%	37.5%	12.5%	12.5%	100.0%
UNSUCCESSFUL - REMANDED TO JAIL	Count		1	1	0	0	2
	% within TermRsn		50.0%	50.0%	.0%	.0%	100.0%
Total	Count		461	275	214	129	1079
	% within TermRsn		42.7%	25.5%	19.8%	12.0%	100.0%

TermRsn * ATTITUDES / ORIENTATION

			ATTITUDES / ORIENTATION					
			VERY LOW	LOW	MODERATE	HIGH	VERY HIGH	Total
TermRsn DEATH	Count		4	2	0	3	1	10
	% within TermRsn		40.0%	20.0%	.0%	30.0%	10.0%	100.0%
REVOKED - CONDITION	Count		17	25	50	114	193	399
	% within TermRsn		4.3%	6.3%	12.5%	28.6%	48.4%	100.0%
REVOKED - NEW FELONY	Count		8	8	15	25	86	142
	% within TermRsn		5.6%	5.6%	10.6%	17.6%	60.6%	100.0%
REVOKED - NEW MISDEMEANOR	Count		3	2	4	18	26	53
	% within TermRsn		5.7%	3.8%	7.5%	34.0%	49.1%	100.0%
SUCCESSFUL	Count		290	86	42	29	18	465
	% within TermRsn		62.4%	18.5%	9.0%	6.2%	3.9%	100.0%
UNSUCCESSFUL - CLOSED BY COURT	Count		0	2	2	1	3	8
	% within TermRsn		.0%	25.0%	25.0%	12.5%	37.5%	100.0%
UNSUCCESSFUL - REMANDED TO JAIL	Count		0	2	0	0	0	2
	% within TermRsn		.0%	100.0%	.0%	.0%	.0%	100.0%
Total	Count		322	127	113	190	327	1079
	% within TermRsn		29.8%	11.8%	10.5%	17.6%	30.3%	100.0%

TermRsn * Supervision Level

		Supervision Level				
		ISL I	ISL II	ISL III	ISL IV	Total
TermRsn DEATH	Count	2	2	5	1	10
	% within TermRsn	20.0%	20.0%	50.0%	10.0%	100.0%
REVOKED - CONDITION	Count	194	149	46	10	399
	% within TermRsn	48.6%	37.3%	11.5%	2.5%	100.0%
REVOKED - NEW FELONY	Count	67	56	16	3	142
	% within TermRsn	47.2%	39.4%	11.3%	2.1%	100.0%
REVOKED - NEW MISDEMEANOR	Count	25	19	5	4	53
	% within TermRsn	47.2%	35.8%	9.4%	7.5%	100.0%
SUCCESSFUL	Count	9	51	157	248	465
	% within TermRsn	1.9%	11.0%	33.8%	53.3%	100.0%
UNSUCCESSFUL - CLOSED BY COURT	Count	1	5	1	1	8
	% within TermRsn	12.5%	62.5%	12.5%	12.5%	100.0%
UNSUCCESSFUL - REMANDED TO JAIL	Count	0	1	1	0	2
	% within TermRsn	.0%	50.0%	50.0%	.0%	100.0%
Total	Count	298	283	231	267	1079
	% within TermRsn	27.6%	26.2%	21.4%	24.7%	100.0%

SHAWNEE

TermRsn * CRIMINAL HISTORY

			CRIMINAL HISTORY					Total
			VERY LOW	LOW	MODERATE	HIGH	VERY HIGH	
TermRsn	REVOKED - CONDITION	Count	2	1	14	10	7	34
		% within TermRsn	5.9%	2.9%	41.2%	29.4%	20.6%	100.0%
	REVOKED - NEW FELONY	Count	0	0	0	0	2	2
		% within TermRsn	.0%	.0%	.0%	.0%	100.0%	100.0%
	REVOKED - NEW MISDEMEANOR	Count	0	0	1	3	1	5
		% within TermRsn	.0%	.0%	20.0%	60.0%	20.0%	100.0%
	SUCCESSFUL	Count	23	29	98	29	30	209
		% within TermRsn	11.0%	13.9%	46.9%	13.9%	14.4%	100.0%
	UNSUCCESSFUL - CLOSED BY COURT	Count	0	0	5	1	1	7
		% within TermRsn	.0%	.0%	71.4%	14.3%	14.3%	100.0%
	UNSUCCESSFUL - REMANDED TO JAIL	Count	0	0	0	0	2	2
		% within TermRsn	.0%	.0%	.0%	.0%	100.0%	100.0%
Total		Count	25	30	118	43	43	259
		% within TermRsn	9.7%	11.6%	45.6%	16.6%	16.6%	100.0%

TermRsn * EDUCATION / EMPLOYMENT

			EDUCATION / EMPLOYMENT					Total
			VERY LOW	LOW	MODERATE	HIGH	VERY HIGH	
TermRsn	REVOKED - CONDITION	Count	1	2	8	5	18	34
		% within TermRsn	2.9%	5.9%	23.5%	14.7%	52.9%	100.0%
	REVOKED - NEW FELONY	Count	0	0	0	0	2	2
		% within TermRsn	.0%	.0%	.0%	.0%	100.0%	100.0%
	REVOKED - NEW MISDEMEANOR	Count	0	1	1	0	3	5
		% within TermRsn	.0%	20.0%	20.0%	.0%	60.0%	100.0%
	SUCCESSFUL	Count	29	63	58	22	37	209
		% within TermRsn	13.9%	30.1%	27.8%	10.5%	17.7%	100.0%
	UNSUCCESSFUL - CLOSED BY COURT	Count	0	0	2	2	3	7
		% within TermRsn	.0%	.0%	28.6%	28.6%	42.9%	100.0%
	UNSUCCESSFUL - REMANDED TO JAIL	Count	0	0	1	0	1	2
		% within TermRsn	.0%	.0%	50.0%	.0%	50.0%	100.0%
Total		Count	30	66	70	29	64	259
		% within TermRsn	11.6%	25.5%	27.0%	11.2%	24.7%	100.0%

TermRsn * FINANCIAL

			FINANCIAL			
			VERY LOW	MODERATE	VERY HIGH	Total
TermRsn	REVOKED - CONDITION	Count	3	21	10	34
		% within TermRsn	8.8%	61.8%	29.4%	100.0%
	REVOKED - NEW FELONY	Count	0	1	1	2
		% within TermRsn	.0%	50.0%	50.0%	100.0%
	REVOKED - NEW MISDEMEANOR	Count	1	3	1	5
		% within TermRsn	20.0%	60.0%	20.0%	100.0%
	SUCCESSFUL	Count	37	108	64	209
		% within TermRsn	17.7%	51.7%	30.6%	100.0%
	UNSUCCESSFUL - CLOSED BY COURT	Count	0	6	1	7
		% within TermRsn	.0%	85.7%	14.3%	100.0%
	UNSUCCESSFUL - REMANDED TO JAIL	Count	0	1	1	2
		% within TermRsn	.0%	50.0%	50.0%	100.0%
Total		Count	41	140	78	259
		% within TermRsn	15.8%	54.1%	30.1%	100.0%

TermRsn * FAMILY / MARITAL

			FAMILY / MARITAL					
			VERY LOW	LOW	MODERATE	HIGH	VERY HIGH	Total
TermRsn	REVOKED - CONDITION	Count	2	6	9	10	7	34
		% within TermRsn	5.9%	17.6%	26.5%	29.4%	20.6%	100.0%
	REVOKED - NEW FELONY	Count	0	0	0	0	2	2
		% within TermRsn	.0%	.0%	.0%	.0%	100.0%	100.0%
	REVOKED - NEW MISDEMEANOR	Count	0	1	3	1	0	5
		% within TermRsn	.0%	20.0%	60.0%	20.0%	.0%	100.0%
	SUCCESSFUL	Count	30	62	60	40	17	209
		% within TermRsn	14.4%	29.7%	28.7%	19.1%	8.1%	100.0%
	UNSUCCESSFUL - CLOSED BY COURT	Count	0	0	2	4	1	7
		% within TermRsn	.0%	.0%	28.6%	57.1%	14.3%	100.0%
	UNSUCCESSFUL - REMANDED TO JAIL	Count	0	0	0	1	1	2
		% within TermRsn	.0%	.0%	.0%	50.0%	50.0%	100.0%
Total		Count	32	69	74	56	28	259
		% within TermRsn	12.4%	26.6%	28.6%	21.6%	10.8%	100.0%

TermRsn * ACCOMMODATION

			ACCOMMODATION				Total
			VERY LOW	LOW	HIGH	VERY HIGH	
TermRsn	REVOKED - CONDITION	Count	7	2	8	17	34
		% within TermRsn	20.6%	5.9%	23.5%	50.0%	100.0%
	REVOKED - NEW FELONY	Count	0	0	1	1	2
		% within TermRsn	.0%	.0%	50.0%	50.0%	100.0%
	REVOKED - NEW MISDEMEANOR	Count	0	2	1	2	5
		% within TermRsn	.0%	40.0%	20.0%	40.0%	100.0%
	SUCCESSFUL	Count	99	60	32	18	209
		% within TermRsn	47.4%	28.7%	15.3%	8.6%	100.0%
	UNSUCCESSFUL - CLOSED BY COURT	Count	0	2	4	1	7
		% within TermRsn	.0%	28.6%	57.1%	14.3%	100.0%
	UNSUCCESSFUL - REMANDED TO JAIL	Count	0	1	1	0	2
		% within TermRsn	.0%	50.0%	50.0%	.0%	100.0%
Total		Count	106	67	47	39	259
		% within TermRsn	40.9%	25.9%	18.1%	15.1%	100.0%

TermRsn * LEISURE / RECREATION

			LEISURE / RECREATION			Total
			VERY LOW	MODERATE	VERY HIGH	
TermRsn	REVOKED - CONDITION	Count	1	5	28	34
		% within TermRsn	2.9%	14.7%	82.4%	100.0%
	REVOKED - NEW FELONY	Count	0	0	2	2
		% within TermRsn	.0%	.0%	100.0%	100.0%
	REVOKED - NEW MISDEMEANOR	Count	1	1	3	5
		% within TermRsn	20.0%	20.0%	60.0%	100.0%
	SUCCESSFUL	Count	17	91	101	209
		% within TermRsn	8.1%	43.5%	48.3%	100.0%
	UNSUCCESSFUL - CLOSED BY COURT	Count	1	1	5	7
		% within TermRsn	14.3%	14.3%	71.4%	100.0%
	UNSUCCESSFUL - REMANDED TO JAIL	Count	0	0	2	2
		% within TermRsn	.0%	.0%	100.0%	100.0%
Total		Count	20	98	141	259
		% within TermRsn	7.7%	37.8%	54.4%	100.0%

TermRsn * COMPANIONS

			COMPANIONS				
			VERY LOW	LOW	MODERATE	VERY HIGH	Total
TermRsn	REVOKED - CONDITION	Count	1	0	11	22	34
		% within TermRsn	2.9%	.0%	32.4%	64.7%	100.0%
	REVOKED - NEW FELONY	Count	0	0	1	1	2
		% within TermRsn	.0%	.0%	50.0%	50.0%	100.0%
	REVOKED - NEW MISDEMEANOR	Count	0	1	2	2	5
		% within TermRsn	.0%	20.0%	40.0%	40.0%	100.0%
	SUCCESSFUL	Count	20	43	80	66	209
		% within TermRsn	9.6%	20.6%	38.3%	31.6%	100.0%
	UNSUCCESSFUL - CLOSED BY COURT	Count	0	0	3	4	7
		% within TermRsn	.0%	.0%	42.9%	57.1%	100.0%
	UNSUCCESSFUL - REMANDED TO JAIL	Count	0	1	1	0	2
		% within TermRsn	.0%	50.0%	50.0%	.0%	100.0%
Total		Count	21	45	98	95	259
		% within TermRsn	8.1%	17.4%	37.8%	36.7%	100.0%

TermRsn * ALCOHOL / DRUG PROBLEM

			ALCOHOL / DRUG PROBLEM					
			VERY LOW	LOW	MODERATE	HIGH	VERY HIGH	Total
TermRsn	REVOKED - CONDITION	Count	2	6	11	12	3	34
		% within TermRsn	5.9%	17.6%	32.4%	35.3%	8.8%	100.0%
	REVOKED - NEW FELONY	Count	1	0	1	0	0	2
		% within TermRsn	50.0%	.0%	50.0%	.0%	.0%	100.0%
	REVOKED - NEW MISDEMEANOR	Count	0	1	1	1	2	5
		% within TermRsn	.0%	20.0%	20.0%	20.0%	40.0%	100.0%
	SUCCESSFUL	Count	60	64	55	26	4	209
		% within TermRsn	28.7%	30.6%	26.3%	12.4%	1.9%	100.0%
	UNSUCCESSFUL - CLOSED BY COURT	Count	1	2	1	2	1	7
		% within TermRsn	14.3%	28.6%	14.3%	28.6%	14.3%	100.0%
	UNSUCCESSFUL - REMANDED TO JAIL	Count	0	0	1	1	0	2
		% within TermRsn	.0%	.0%	50.0%	50.0%	.0%	100.0%
Total		Count	64	73	70	42	10	259
		% within TermRsn	24.7%	28.2%	27.0%	16.2%	3.9%	100.0%

TermRsn * EMOTIONAL / PERSONAL

			EMOTIONAL / PERSONAL				
			VERY LOW	LOW	MODERATE	VERY HIGH	Total
TermRsn	REVOKED - CONDITION	Count	12	12	7	3	34
		% within TermRsn	35.3%	35.3%	20.6%	8.8%	100.0%
	REVOKED - NEW FELONY	Count	0	1	1	0	2
		% within TermRsn	.0%	50.0%	50.0%	.0%	100.0%
	REVOKED - NEW MISDEMEANOR	Count	3	1	1	0	5
		% within TermRsn	60.0%	20.0%	20.0%	.0%	100.0%
	SUCCESSFUL	Count	89	46	49	25	209
		% within TermRsn	42.6%	22.0%	23.4%	12.0%	100.0%
	UNSUCCESSFUL - CLOSED BY COURT	Count	3	2	1	1	7
		% within TermRsn	42.9%	28.6%	14.3%	14.3%	100.0%
	UNSUCCESSFUL - REMANDED TO JAIL	Count	1	1	0	0	2
		% within TermRsn	50.0%	50.0%	.0%	.0%	100.0%
Total		Count	108	63	59	29	259
		% within TermRsn	41.7%	24.3%	22.8%	11.2%	100.0%

TermRsn *ATTITUDES / ORIENTATION

			ATTITUDES / ORIENTATION					
			VERY LOW	LOW	MODERATE	HIGH	VERY HIGH	Total
TermRsn	REVOKED - CONDITION	Count	2	1	6	11	14	34
		% within TermRsn	5.9%	2.9%	17.6%	32.4%	41.2%	100.0%
	REVOKED - NEW FELONY	Count	0	0	1	0	1	2
		% within TermRsn	.0%	.0%	50.0%	.0%	50.0%	100.0%
	REVOKED - NEW MISDEMEANOR	Count	1	0	0	3	1	5
		% within TermRsn	20.0%	.0%	.0%	60.0%	20.0%	100.0%
	SUCCESSFUL	Count	81	30	44	32	22	209
		% within TermRsn	38.8%	14.4%	21.1%	15.3%	10.5%	100.0%
	UNSUCCESSFUL - CLOSED BY COURT	Count	1	0	4	1	1	7
		% within TermRsn	14.3%	.0%	57.1%	14.3%	14.3%	100.0%
	UNSUCCESSFUL - REMANDED TO JAIL	Count	0	0	0	1	1	2
		% within TermRsn	.0%	.0%	.0%	50.0%	50.0%	100.0%
Total		Count	85	31	55	48	40	259
		% within TermRsn	32.8%	12.0%	21.2%	18.5%	15.4%	100.0%

TermRsn * Supervision Level

			Supervision Level				
			ISL I	ISL II	ISL III	ISL IV	Total
TermRsn	REVOKED - CONDITION	Count	23	8	3	0	34
		% within TermRsn	67.6%	23.5%	8.8%	.0%	100.0%
	REVOKED - NEW FELONY	Count	1	1	0	0	2
		% within TermRsn	50.0%	50.0%	.0%	.0%	100.0%
	REVOKED - NEW MISDEMEANOR	Count	3	1	1	0	5
		% within TermRsn	60.0%	20.0%	20.0%	.0%	100.0%
	SUCCESSFUL	Count	32	61	60	56	209
		% within TermRsn	15.3%	29.2%	28.7%	26.8%	100.0%
	UNSUCCESSFUL - CLOSED BY COURT	Count	2	5	0	0	7
		% within TermRsn	28.6%	71.4%	.0%	.0%	100.0%
	UNSUCCESSFUL - REMANDED TO JAIL	Count	2	0	0	0	2
		% within TermRsn	100.0%	.0%	.0%	.0%	100.0%
Total		Count	63	76	64	56	259
		% within TermRsn	24.3%	29.3%	24.7%	21.6%	100.0%

SOUTH CENTRAL KANSAS

TermRsn * CRIMINAL HISTORY

			CRIMINAL HISTORY					Total
			VERY LOW	LOW	MODERATE	HIGH	VERY HIGH	
TermRsn	DEATH	Count	0	1	0	0	0	1
		% within TermRsn	.0%	100.0%	.0%	.0%	.0%	100.0%
	REVOKED - CONDITION	Count	2	0	4	0	0	6
		% within TermRsn	33.3%	.0%	66.7%	.0%	.0%	100.0%
	REVOKED - NEW FELONY	Count	0	0	0	1	1	2
		% within TermRsn	.0%	.0%	.0%	50.0%	50.0%	100.0%
	SUCCESSFUL	Count	5	9	21	4	0	39
		% within TermRsn	12.8%	23.1%	53.8%	10.3%	.0%	100.0%
	UNSUCCESSFUL - CLOSED BY COURT	Count	0	1	1	1	1	4
		% within TermRsn	.0%	25.0%	25.0%	25.0%	25.0%	100.0%
	UNSUCCESSFUL - REMANDED TO JAIL	Count	0	0	1	0	0	1
		% within TermRsn	.0%	.0%	100.0%	.0%	.0%	100.0%
Total		Count	7	11	27	6	2	53
		% within TermRsn	13.2%	20.8%	50.9%	11.3%	3.8%	100.0%

TermRsn * EDUCATION / EMPLOYMENT

			EDUCATION / EMPLOYMENT					Total
			VERY LOW	LOW	MODERATE	HIGH	VERY HIGH	
TermRsn	DEATH	Count	1	0	0	0	0	1
		% within TermRsn	100.0%	.0%	.0%	.0%	.0%	100.0%
	REVOKED - CONDITION	Count	0	0	3	1	2	6
		% within TermRsn	.0%	.0%	50.0%	16.7%	33.3%	100.0%
	REVOKED - NEW FELONY	Count	1	1	0	0	0	2
		% within TermRsn	50.0%	50.0%	.0%	.0%	.0%	100.0%
	SUCCESSFUL	Count	18	11	7	3	0	39
		% within TermRsn	46.2%	28.2%	17.9%	7.7%	.0%	100.0%
	UNSUCCESSFUL - CLOSED BY COURT	Count	1	0	1	1	1	4
		% within TermRsn	25.0%	.0%	25.0%	25.0%	25.0%	100.0%
	UNSUCCESSFUL - REMANDED TO JAIL	Count	0	0	0	1	0	1
		% within TermRsn	.0%	.0%	.0%	100.0%	.0%	100.0%
Total		Count	21	12	11	6	3	53
		% within TermRsn	39.6%	22.6%	20.8%	11.3%	5.7%	100.0%

TermRsn * FINANCIAL

			FINANCIAL			
			VERY LOW	MODERATE	VERY HIGH	Total
TermRsn	DEATH	Count	0	1	0	1
		% within TermRsn	.0%	100.0%	.0%	100.0%
	REVOKED - CONDITION	Count	0	4	2	6
		% within TermRsn	.0%	66.7%	33.3%	100.0%
	REVOKED - NEW FELONY	Count	0	2	0	2
		% within TermRsn	.0%	100.0%	.0%	100.0%
	SUCCESSFUL	Count	20	15	4	39
		% within TermRsn	51.3%	38.5%	10.3%	100.0%
	UNSUCCESSFUL - CLOSED BY COURT	Count	0	1	3	4
		% within TermRsn	.0%	25.0%	75.0%	100.0%
	UNSUCCESSFUL - REMANDED TO JAIL	Count	0	1	0	1
		% within TermRsn	.0%	100.0%	.0%	100.0%
Total		Count	20	24	9	53
		% within TermRsn	37.7%	45.3%	17.0%	100.0%

TermRsn * FAMILY / MARITAL

			FAMILY / MARITAL					
			VERY LOW	LOW	MODERATE	HIGH	VERY HIGH	Total
TermRsn	DEATH	Count	0	0	1	0	0	1
		% within TermRsn	.0%	.0%	100.0%	.0%	.0%	100.0%
	REVOKED - CONDITION	Count	1	4	1	0	0	6
		% within TermRsn	16.7%	66.7%	16.7%	.0%	.0%	100.0%
	REVOKED - NEW FELONY	Count	1	1	0	0	0	2
		% within TermRsn	50.0%	50.0%	.0%	.0%	.0%	100.0%
	SUCCESSFUL	Count	10	19	6	4	0	39
		% within TermRsn	25.6%	48.7%	15.4%	10.3%	.0%	100.0%
	UNSUCCESSFUL - CLOSED BY COURT	Count	0	2	0	1	1	4
		% within TermRsn	.0%	50.0%	.0%	25.0%	25.0%	100.0%
	UNSUCCESSFUL - REMANDED TO JAIL	Count	0	0	0	0	1	1
		% within TermRsn	.0%	.0%	.0%	.0%	100.0%	100.0%
Total		Count	12	26	8	5	2	53
		% within TermRsn	22.6%	49.1%	15.1%	9.4%	3.8%	100.0%

TermRsn * ACCOMMODATION

			ACCOMMODATION				
			VERY LOW	LOW	HIGH	VERY HIGH	Total
TermRsn	DEATH	Count	1	0	0	0	1
		% within TermRsn	100.0%	.0%	.0%	.0%	100.0%
	REVOKED - CONDITION	Count	2	4	0	0	6
		% within TermRsn	33.3%	66.7%	.0%	.0%	100.0%
	REVOKED - NEW FELONY	Count	1	0	1	0	2
		% within TermRsn	50.0%	.0%	50.0%	.0%	100.0%
	SUCCESSFUL	Count	38	1	0	0	39
		% within TermRsn	97.4%	2.6%	.0%	.0%	100.0%
	UNSUCCESSFUL - CLOSED BY COURT	Count	3	0	0	1	4
		% within TermRsn	75.0%	.0%	.0%	25.0%	100.0%
	UNSUCCESSFUL - REMANDED TO JAIL	Count	0	1	0	0	1
		% within TermRsn	.0%	100.0%	.0%	.0%	100.0%
Total		Count	45	6	1	1	53
		% within TermRsn	84.9%	11.3%	1.9%	1.9%	100.0%

TermRsn * LEISURE / RECREATION

			LEISURE / RECREATION			
			VERY LOW	MODERATE	VERY HIGH	Total
TermRsn	DEATH	Count	1	0	0	1
		% within TermRsn	100.0%	.0%	.0%	100.0%
	REVOKED - CONDITION	Count	0	2	4	6
		% within TermRsn	.0%	33.3%	66.7%	100.0%
	REVOKED - NEW FELONY	Count	0	0	2	2
		% within TermRsn	.0%	.0%	100.0%	100.0%
	SUCCESSFUL	Count	9	28	2	39
		% within TermRsn	23.1%	71.8%	5.1%	100.0%
	UNSUCCESSFUL - CLOSED BY COURT	Count	0	1	3	4
		% within TermRsn	.0%	25.0%	75.0%	100.0%
	UNSUCCESSFUL - REMANDED TO JAIL	Count	0	1	0	1
		% within TermRsn	.0%	100.0%	.0%	100.0%
Total		Count	10	32	11	53
		% within TermRsn	18.9%	60.4%	20.8%	100.0%

TermRsn * COMPANIONS

			COMPANIONS				
			VERY LOW	LOW	MODERATE	VERY HIGH	Total
TermRsn	DEATH	Count	1	0	0	0	1
		% within TermRsn	100.0%	.0%	.0%	.0%	100.0%
	REVOKED - CONDITION	Count	0	0	4	2	6
		% within TermRsn	.0%	.0%	66.7%	33.3%	100.0%
	REVOKED - NEW FELONY	Count	0	0	1	1	2
		% within TermRsn	.0%	.0%	50.0%	50.0%	100.0%
	SUCCESSFUL	Count	13	13	10	3	39
		% within TermRsn	33.3%	33.3%	25.6%	7.7%	100.0%
	UNSUCCESSFUL - CLOSED BY COURT	Count	0	1	0	3	4
		% within TermRsn	.0%	25.0%	.0%	75.0%	100.0%
	UNSUCCESSFUL - REMANDED TO JAIL	Count	0	1	0	0	1
		% within TermRsn	.0%	100.0%	.0%	.0%	100.0%
Total		Count	14	15	15	9	53
		% within TermRsn	26.4%	28.3%	28.3%	17.0%	100.0%

TermRsn * ALCOHOL / DRUG PROBLEM

			ALCOHOL / DRUG PROBLEM					
			VERY LOW	LOW	MODERATE	HIGH	VERY HIGH	Total
TermRsn	DEATH	Count	1	0	0	0	0	1
		% within TermRsn	100.0%	.0%	.0%	.0%	.0%	100.0%
	REVOKED - CONDITION	Count	0	1	3	2	0	6
		% within TermRsn	.0%	16.7%	50.0%	33.3%	.0%	100.0%
	REVOKED - NEW FELONY	Count	0	0	1	0	1	2
		% within TermRsn	.0%	.0%	50.0%	.0%	50.0%	100.0%
	SUCCESSFUL	Count	15	20	3	1	0	39
		% within TermRsn	38.5%	51.3%	7.7%	2.6%	.0%	100.0%
	UNSUCCESSFUL - CLOSED BY COURT	Count	1	1	1	1	0	4
		% within TermRsn	25.0%	25.0%	25.0%	25.0%	.0%	100.0%
	UNSUCCESSFUL - REMANDED TO JAIL	Count	0	0	0	1	0	1
		% within TermRsn	.0%	.0%	.0%	100.0%	.0%	100.0%
Total		Count	17	22	8	5	1	53
		% within TermRsn	32.1%	41.5%	15.1%	9.4%	1.9%	100.0%

TermRsn * EMOTIONAL / PERSONAL

			EMOTIONAL / PERSONAL				
			VERY LOW	LOW	MODERATE	VERY HIGH	Total
TermRsn	DEATH	Count	1	0	0	0	1
		% within TermRsn	100.0%	.0%	.0%	.0%	100.0%
	REVOKED - CONDITION	Count	1	3	2	0	6
		% within TermRsn	16.7%	50.0%	33.3%	.0%	100.0%
	REVOKED - NEW FELONY	Count	1	0	1	0	2
		% within TermRsn	50.0%	.0%	50.0%	.0%	100.0%
	SUCCESSFUL	Count	14	15	8	2	39
		% within TermRsn	35.9%	38.5%	20.5%	5.1%	100.0%
	UNSUCCESSFUL - CLOSED BY COURT	Count	1	2	1	0	4
		% within TermRsn	25.0%	50.0%	25.0%	.0%	100.0%
	UNSUCCESSFUL - REMANDED TO JAIL	Count	0	0	1	0	1
		% within TermRsn	.0%	.0%	100.0%	.0%	100.0%
Total		Count	18	20	13	2	53
		% within TermRsn	34.0%	37.7%	24.5%	3.8%	100.0%

TermRsn * ATTITUDES / ORIENTATION

			ATTITUDES / ORIENTATION					
			VERY LOW	LOW	MODERATE	HIGH	VERY HIGH	Total
TermRsn	DEATH	Count	1	0	0	0	0	1
		% within TermRsn	100.0%	.0%	.0%	.0%	.0%	100.0%
	REVOKED - CONDITION	Count	0	0	1	1	4	6
		% within TermRsn	.0%	.0%	16.7%	16.7%	66.7%	100.0%
	REVOKED - NEW FELONY	Count	0	0	0	2	0	2
		% within TermRsn	.0%	.0%	.0%	100.0%	.0%	100.0%
	SUCCESSFUL	Count	32	5	0	2	0	39
		% within TermRsn	82.1%	12.8%	.0%	5.1%	.0%	100.0%
	UNSUCCESSFUL - CLOSED BY COURT	Count	1	0	1	0	2	4
		% within TermRsn	25.0%	.0%	25.0%	.0%	50.0%	100.0%
	UNSUCCESSFUL - REMANDED TO JAIL	Count	0	1	0	0	0	1
		% within TermRsn	.0%	100.0%	.0%	.0%	.0%	100.0%
Total		Count	34	6	2	5	6	53
		% within TermRsn	64.2%	11.3%	3.8%	9.4%	11.3%	100.0%

TermRsn * Supervision Level

			Supervision Level				
			ISL I	ISL II	ISL III	ISL IV	Total
TermRsn	DEATH	Count	0	0	0	1	1
		% within TermRsn	.0%	.0%	.0%	100.0%	100.0%
	REVOKED - CONDITION	Count	0	5	1	0	6
		% within TermRsn	.0%	83.3%	16.7%	.0%	100.0%
	REVOKED - NEW FELONY	Count	1	1	0	0	2
		% within TermRsn	50.0%	50.0%	.0%	.0%	100.0%
	SUCCESSFUL	Count	0	3	5	31	39
		% within TermRsn	.0%	7.7%	12.8%	79.5%	100.0%
	UNSUCCESSFUL - CLOSED BY COURT	Count	1	2	0	1	4
		% within TermRsn	25.0%	50.0%	.0%	25.0%	100.0%
	UNSUCCESSFUL - REMANDED TO JAIL	Count	0	1	0	0	1
		% within TermRsn	.0%	100.0%	.0%	.0%	100.0%
Total		Count	2	12	6	33	53
		% within TermRsn	3.8%	22.6%	11.3%	62.3%	100.0%

TermRsn * CRIMINAL HISTORY

			CRIMINAL HISTORY					
			VERY LOW	LOW	MODERATE	HIGH	VERY HIGH	Total
TermRsn	REVOKED - CONDITION	Count	1	0	3	0	5	9
		% within TermRsn	11.1%	.0%	33.3%	.0%	55.6%	100.0%
	REVOKED - NEW FELONY	Count	0	1	0	0	0	1
		% within TermRsn	.0%	100.0%	.0%	.0%	.0%	100.0%
	SUCCESSFUL	Count	2	4	10	1	1	18
		% within TermRsn	11.1%	22.2%	55.6%	5.6%	5.6%	100.0%
	UNSUCCESSFUL - CLOSED BY COURT	Count	0	0	3	0	0	3
		% within TermRsn	.0%	.0%	100.0%	.0%	.0%	100.0%
	UNSUCCESSFUL - REMANDED TO JAIL	Count	0	0	1	0	0	1
		% within TermRsn	.0%	.0%	100.0%	.0%	.0%	100.0%
Total		Count	3	5	17	1	6	32
		% within TermRsn	9.4%	15.6%	53.1%	3.1%	18.8%	100.0%

TermRsn * EDUCATION / EMPLOYMENT

			EDUCATION / EMPLOYMENT					
			VERY LOW	LOW	MODERATE	HIGH	VERY HIGH	Total
TermRsn	REVOKED - CONDITION	Count	0	2	1	1	5	9
		% within TermRsn	.0%	22.2%	11.1%	11.1%	55.6%	100.0%
	REVOKED - NEW FELONY	Count	0	0	0	1	0	1
		% within TermRsn	.0%	.0%	.0%	100.0%	.0%	100.0%
	SUCCESSFUL	Count	4	8	5	1	0	18
		% within TermRsn	22.2%	44.4%	27.8%	5.6%	.0%	100.0%
	UNSUCCESSFUL - CLOSED BY COURT	Count	0	1	2	0	0	3
		% within TermRsn	.0%	33.3%	66.7%	.0%	.0%	100.0%
	UNSUCCESSFUL - REMANDED TO JAIL	Count	0	0	0	0	1	1
		% within TermRsn	.0%	.0%	.0%	.0%	100.0%	100.0%
Total		Count	4	11	8	3	6	32
		% within TermRsn	12.5%	34.4%	25.0%	9.4%	18.8%	100.0%

TermRsn * FINANCIAL

			FINANCIAL			
			VERY LOW	MODERATE	VERY HIGH	Total
TermRsn	REVOKED - CONDITION	Count	0	8	1	9
		% within TermRsn	.0%	88.9%	11.1%	100.0%
	REVOKED - NEW FELONY	Count	0	1	0	1
		% within TermRsn	.0%	100.0%	.0%	100.0%
	SUCCESSFUL	Count	11	4	3	18
		% within TermRsn	61.1%	22.2%	16.7%	100.0%
	UNSUCCESSFUL - CLOSED BY COURT	Count	1	1	1	3
		% within TermRsn	33.3%	33.3%	33.3%	100.0%
	UNSUCCESSFUL - REMANDED TO JAIL	Count	1	0	0	1
		% within TermRsn	100.0%	.0%	.0%	100.0%
Total	Count	13	14	5	32	
	% within TermRsn	40.6%	43.8%	15.6%	100.0%	

TermRsn * FAMILY / MARITAL

			FAMILY / MARITAL				
			VERY LOW	LOW	MODERATE	HIGH	Total
TermRsn	REVOKED - CONDITION	Count	2	2	4	1	9
		% within TermRsn	22.2%	22.2%	44.4%	11.1%	100.0%
	REVOKED - NEW FELONY	Count	0	1	0	0	1
		% within TermRsn	.0%	100.0%	.0%	.0%	100.0%
	SUCCESSFUL	Count	4	9	5	0	18
		% within TermRsn	22.2%	50.0%	27.8%	.0%	100.0%
	UNSUCCESSFUL - CLOSED BY COURT	Count	1	0	2	0	3
		% within TermRsn	33.3%	.0%	66.7%	.0%	100.0%
	UNSUCCESSFUL - REMANDED TO JAIL	Count	0	1	0	0	1
		% within TermRsn	.0%	100.0%	.0%	.0%	100.0%
Total	Count	7	13	11	1	32	
	% within TermRsn	21.9%	40.6%	34.4%	3.1%	100.0%	

TermRsn * ACCOMMODATION

			ACCOMMODATION				
			VERY LOW	LOW	HIGH	VERY HIGH	Total
TermRsn	REVOKED - CONDITION	Count	3	4	1	1	9
		% within TermRsn	33.3%	44.4%	11.1%	11.1%	100.0%
	REVOKED - NEW FELONY	Count	1	0	0	0	1
		% within TermRsn	100.0%	.0%	.0%	.0%	100.0%
	SUCCESSFUL	Count	14	3	0	1	18
		% within TermRsn	77.8%	16.7%	.0%	5.6%	100.0%
	UNSUCCESSFUL - CLOSED BY COURT	Count	1	1	1	0	3
		% within TermRsn	33.3%	33.3%	33.3%	.0%	100.0%
	UNSUCCESSFUL - REMANDED TO JAIL	Count	1	0	0	0	1
		% within TermRsn	100.0%	.0%	.0%	.0%	100.0%
Total	Count	20	8	2	2	32	
	% within TermRsn	62.5%	25.0%	6.3%	6.3%	100.0%	

TermRsn * LEISURE / RECREATION

			LEISURE / RECREATION			
			VERY LOW	MODERATE	VERY HIGH	Total
TermRsn	REVOKED - CONDITION	Count	1	2	6	9
		% within TermRsn	11.1%	22.2%	66.7%	100.0%
	REVOKED - NEW FELONY	Count	0	0	1	1
		% within TermRsn	.0%	.0%	100.0%	100.0%
	SUCCESSFUL	Count	1	17	0	18
		% within TermRsn	5.6%	94.4%	.0%	100.0%
	UNSUCCESSFUL - CLOSED BY COURT	Count	0	0	3	3
		% within TermRsn	.0%	.0%	100.0%	100.0%
	UNSUCCESSFUL - REMANDED TO JAIL	Count	0	1	0	1
		% within TermRsn	.0%	100.0%	.0%	100.0%
Total	Count	2	20	10	32	
	% within TermRsn	6.3%	62.5%	31.3%	100.0%	

TermRsn * COMPANIONS

			COMPANIONS				
			VERY LOW	LOW	MODERATE	VERY HIGH	Total
TermRsn	REVOKED - CONDITION	Count	0	0	4	5	9
		% within TermRsn	.0%	.0%	44.4%	55.6%	100.0%
	REVOKED - NEW FELONY	Count	0	0	1	0	1
		% within TermRsn	.0%	.0%	100.0%	.0%	100.0%
	SUCCESSFUL	Count	4	7	7	0	18
		% within TermRsn	22.2%	38.9%	38.9%	.0%	100.0%
	UNSUCCESSFUL - CLOSED BY COURT	Count	0	0	2	1	3
		% within TermRsn	.0%	.0%	66.7%	33.3%	100.0%
	UNSUCCESSFUL - REMANDED TO JAIL	Count	0	0	1	0	1
		% within TermRsn	.0%	.0%	100.0%	.0%	100.0%
Total	Count	4	7	15	6	32	
	% within TermRsn	12.5%	21.9%	46.9%	18.8%	100.0%	

TermRsn * ALCOHOL / DRUG PROBLEM

			ALCOHOL / DRUG PROBLEM					
			VERY LOW	LOW	MODERATE	HIGH	VERY HIGH	Total
TermRsn	REVOKED - CONDITION	Count	0	0	3	5	1	9
		% within TermRsn	.0%	.0%	33.3%	55.6%	11.1%	100.0%
	REVOKED - NEW FELONY	Count	1	0	0	0	0	1
		% within TermRsn	100.0%	.0%	.0%	.0%	.0%	100.0%
	SUCCESSFUL	Count	8	7	3	0	0	18
		% within TermRsn	44.4%	38.9%	16.7%	.0%	.0%	100.0%
	UNSUCCESSFUL - CLOSED BY COURT	Count	0	0	2	1	0	3
		% within TermRsn	.0%	.0%	66.7%	33.3%	.0%	100.0%
	UNSUCCESSFUL - REMANDED TO JAIL	Count	0	0	1	0	0	1
		% within TermRsn	.0%	.0%	100.0%	.0%	.0%	100.0%
Total	Count	9	7	9	6	1	32	
	% within TermRsn	28.1%	21.9%	28.1%	18.8%	3.1%	100.0%	

TermRsn * EMOTIONAL / PERSONAL

			EMOTIONAL / PERSONAL			
			VERY LOW	LOW	MODERATE	Total
TermRsn	REVOKED - CONDITION	Count	4	2	3	9
		% within TermRsn	44.4%	22.2%	33.3%	100.0%
	REVOKED - NEW FELONY	Count	0	1	0	1
		% within TermRsn	.0%	100.0%	.0%	100.0%
	SUCCESSFUL	Count	6	9	3	18
		% within TermRsn	33.3%	50.0%	16.7%	100.0%
	UNSUCCESSFUL - CLOSED BY COURT	Count	1	1	1	3
		% within TermRsn	33.3%	33.3%	33.3%	100.0%
	UNSUCCESSFUL - REMANDED TO JAIL	Count	1	0	0	1
		% within TermRsn	100.0%	.0%	.0%	100.0%
Total		Count	12	13	7	32
		% within TermRsn	37.5%	40.6%	21.9%	100.0%

TermRsn * ATTITUDES / ORIENTATION

			ATTITUDES / ORIENTATION					
			VERY LOW	LOW	MODERATE	HIGH	VERY HIGH	Total
TermRsn	REVOKED - CONDITION	Count	0	1	0	7	1	9
		% within TermRsn	.0%	11.1%	.0%	77.8%	11.1%	100.0%
	REVOKED - NEW FELONY	Count	0	1	0	0	0	1
		% within TermRsn	.0%	100.0%	.0%	.0%	.0%	100.0%
	SUCCESSFUL	Count	15	2	1	0	0	18
		% within TermRsn	83.3%	11.1%	5.6%	.0%	.0%	100.0%
	UNSUCCESSFUL - CLOSED BY COURT	Count	0	1	0	2	0	3
		% within TermRsn	.0%	33.3%	.0%	66.7%	.0%	100.0%
	UNSUCCESSFUL - REMANDED TO JAIL	Count	0	1	0	0	0	1
		% within TermRsn	.0%	100.0%	.0%	.0%	.0%	100.0%
Total		Count	15	6	1	9	1	32
		% within TermRsn	46.9%	18.8%	3.1%	28.1%	3.1%	100.0%

TermRsn * Supervision Level

			Supervision Level				
			ISL I	ISL II	ISL III	ISL IV	Total
TermRsn	REVOKED - CONDITION	Count	5	2	2	0	9
		% within TermRsn	55.6%	22.2%	22.2%	.0%	100.0%
	REVOKED - NEW FELONY	Count	0	0	1	0	1
		% within TermRsn	.0%	.0%	100.0%	.0%	100.0%
	SUCCESSFUL	Count	0	0	4	14	18
		% within TermRsn	.0%	.0%	22.2%	77.8%	100.0%
	UNSUCCESSFUL - CLOSED BY COURT	Count	1	1	1	0	3
		% within TermRsn	33.3%	33.3%	33.3%	.0%	100.0%
	UNSUCCESSFUL - REMANDED TO JAIL	Count	0	0	1	0	1
		% within TermRsn	.0%	.0%	100.0%	.0%	100.0%
Total		Count	6	3	9	14	32
		% within TermRsn	18.8%	9.4%	28.1%	43.8%	100.0%

UNIFIED GOVERNMENT

TermRsn * CRIMINAL HISTORY

			CRIMINAL HISTORY					
			VERY LOW	LOW	MODERATE	HIGH	VERY HIGH	Total
TermRsn DEATH	Count		0	2	1	0	0	3
	% within TermRsn		.0%	66.7%	33.3%	.0%	.0%	100.0%
REVOKED - CONDITION	Count		9	18	37	15	8	87
	% within TermRsn		10.3%	20.7%	42.5%	17.2%	9.2%	100.0%
REVOKED - NEW FELONY	Count		2	8	24	10	4	48
	% within TermRsn		4.2%	16.7%	50.0%	20.8%	8.3%	100.0%
REVOKED - NEW MISDEMEANOR	Count		0	1	0	1	2	4
	% within TermRsn		.0%	25.0%	.0%	25.0%	50.0%	100.0%
SUCCESSFUL	Count		54	51	114	17	14	250
	% within TermRsn		21.6%	20.4%	45.6%	6.8%	5.6%	100.0%
UNSUCCESSFUL - CLOSED BY COURT	Count		5	10	14	2	0	31
	% within TermRsn		16.1%	32.3%	45.2%	6.5%	.0%	100.0%
UNSUCCESSFUL - REMANDED TO JAIL	Count		0	2	2	0	0	4
	% within TermRsn		.0%	50.0%	50.0%	.0%	.0%	100.0%
Total	Count		70	92	192	45	28	427
	% within TermRsn		16.4%	21.5%	45.0%	10.5%	6.6%	100.0%

TermRsn * EDUCATION / EMPLOYMENT

			EDUCATION / EMPLOYMENT					
			VERY LOW	LOW	MODERATE	HIGH	VERY HIGH	Total
TermRsn DEATH	Count		1	0	2	0	0	3
	% within TermRsn		33.3%	.0%	66.7%	.0%	.0%	100.0%
REVOKED - CONDITION	Count		4	14	23	15	31	87
	% within TermRsn		4.6%	16.1%	26.4%	17.2%	35.6%	100.0%
REVOKED - NEW FELONY	Count		1	9	13	10	15	48
	% within TermRsn		2.1%	18.8%	27.1%	20.8%	31.3%	100.0%
REVOKED - NEW MISDEMEANOR	Count		0	0	2	0	2	4
	% within TermRsn		.0%	.0%	50.0%	.0%	50.0%	100.0%
SUCCESSFUL	Count		57	72	57	30	34	250
	% within TermRsn		22.8%	28.8%	22.8%	12.0%	13.6%	100.0%
UNSUCCESSFUL - CLOSED BY COURT	Count		2	4	12	7	6	31
	% within TermRsn		6.5%	12.9%	38.7%	22.6%	19.4%	100.0%
UNSUCCESSFUL - REMANDED TO JAIL	Count		0	1	0	2	1	4
	% within TermRsn		.0%	25.0%	.0%	50.0%	25.0%	100.0%
Total	Count		65	100	109	64	89	427
	% within TermRsn		15.2%	23.4%	25.5%	15.0%	20.8%	100.0%

TermRsn * FINANCIAL

			FINANCIAL			
			VERY LOW	MODERATE	VERY HIGH	Total
TermRsn DEATH	Count		0	3	0	3
	% within TermRsn		.0%	100.0%	.0%	100.0%
REVOKED - CONDITION	Count		13	57	17	87
	% within TermRsn		14.9%	65.5%	19.5%	100.0%
REVOKED - NEW FELONY	Count		6	29	13	48
	% within TermRsn		12.5%	60.4%	27.1%	100.0%
REVOKED - NEW MISDEMEANOR	Count		1	1	2	4
	% within TermRsn		25.0%	25.0%	50.0%	100.0%
SUCCESSFUL	Count		127	90	33	250
	% within TermRsn		50.8%	36.0%	13.2%	100.0%
UNSUCCESSFUL - CLOSED BY COURT	Count		7	16	8	31
	% within TermRsn		22.6%	51.6%	25.8%	100.0%
UNSUCCESSFUL - REMANDED TO JAIL	Count		1	1	2	4
	% within TermRsn		25.0%	25.0%	50.0%	100.0%
Total	Count		155	197	75	427
	% within TermRsn		36.3%	46.1%	17.6%	100.0%

TermRsn * FAMILY / MARITAL

			FAMILY / MARITAL					
			VERY LOW	LOW	MODERATE	HIGH	VERY HIGH	Total
TermRsn DEATH	Count		0	2	0	1	0	3
	% within TermRsn		.0%	66.7%	.0%	33.3%	.0%	100.0%
REVOKED - CONDITION	Count		8	20	25	21	13	87
	% within TermRsn		9.2%	23.0%	28.7%	24.1%	14.9%	100.0%
REVOKED - NEW FELONY	Count		5	10	12	13	8	48
	% within TermRsn		10.4%	20.8%	25.0%	27.1%	16.7%	100.0%
REVOKED - NEW MISDEMEANOR	Count		1	1	2	0	0	4
	% within TermRsn		25.0%	25.0%	50.0%	.0%	.0%	100.0%
SUCCESSFUL	Count		72	99	58	17	4	250
	% within TermRsn		28.8%	39.6%	23.2%	6.8%	1.6%	100.0%
UNSUCCESSFUL - CLOSED BY COURT	Count		7	8	6	6	4	31
	% within TermRsn		22.6%	25.8%	19.4%	19.4%	12.9%	100.0%
UNSUCCESSFUL - REMANDED TO JAIL	Count		0	4	0	0	0	4
	% within TermRsn		.0%	100.0%	.0%	.0%	.0%	100.0%
Total	Count		93	144	103	58	29	427
	% within TermRsn		21.8%	33.7%	24.1%	13.6%	6.8%	100.0%

TermRsn * ACCOMMODATION

			ACCOMMODATION				
			VERY LOW	LOW	HIGH	VERY HIGH	Total
TermRsn	DEATH	Count	1	1	1	0	3
		% within TermRsn	33.3%	33.3%	33.3%	.0%	100.0%
	REVOKED - CONDITION	Count	35	24	22	6	87
		% within TermRsn	40.2%	27.6%	25.3%	6.9%	100.0%
	REVOKED - NEW FELONY	Count	25	18	3	2	48
		% within TermRsn	52.1%	37.5%	6.3%	4.2%	100.0%
	REVOKED - NEW MISDEMEANOR	Count	1	0	3	0	4
		% within TermRsn	25.0%	.0%	75.0%	.0%	100.0%
	SUCCESSFUL	Count	179	57	12	2	250
		% within TermRsn	71.6%	22.8%	4.8%	.8%	100.0%
	UNSUCCESSFUL - CLOSED BY COURT	Count	13	11	5	2	31
		% within TermRsn	41.9%	35.5%	16.1%	6.5%	100.0%
	UNSUCCESSFUL - REMANDED TO JAIL	Count	3	1	0	0	4
		% within TermRsn	75.0%	25.0%	.0%	.0%	100.0%
Total		Count	257	112	46	12	427
		% within TermRsn	60.2%	26.2%	10.8%	2.8%	100.0%

TermRsn * LEISURE / RECREATION

			LEISURE / RECREATION			
			VERY LOW	MODERATE	VERY HIGH	Total
TermRsn	DEATH	Count	0	1	2	3
		% within TermRsn	.0%	33.3%	66.7%	100.0%
	REVOKED - CONDITION	Count	7	24	56	87
		% within TermRsn	8.0%	27.6%	64.4%	100.0%
	REVOKED - NEW FELONY	Count	4	13	31	48
		% within TermRsn	8.3%	27.1%	64.6%	100.0%
	REVOKED - NEW MISDEMEANOR	Count	0	0	4	4
		% within TermRsn	.0%	.0%	100.0%	100.0%
	SUCCESSFUL	Count	81	95	74	250
		% within TermRsn	32.4%	38.0%	29.6%	100.0%
	UNSUCCESSFUL - CLOSED BY COURT	Count	5	10	16	31
		% within TermRsn	16.1%	32.3%	51.6%	100.0%
	UNSUCCESSFUL - REMANDED TO JAIL	Count	0	1	3	4
		% within TermRsn	.0%	25.0%	75.0%	100.0%
Total		Count	97	144	186	427
		% within TermRsn	22.7%	33.7%	43.6%	100.0%

TermRsn * COMPANIONS

			COMPANIONS				
			VERY LOW	LOW	MODERATE	VERY HIGH	Total
TermRsn DEATH	Count		0	0	0	3	3
	% within TermRsn		.0%	.0%	.0%	100.0%	100.0%
REVOKED - CONDITION	Count		10	9	22	46	87
	% within TermRsn		11.5%	10.3%	25.3%	52.9%	100.0%
REVOKED - NEW FELONY	Count		3	6	18	21	48
	% within TermRsn		6.3%	12.5%	37.5%	43.8%	100.0%
REVOKED - NEW MISDEMEANOR	Count		0	0	2	2	4
	% within TermRsn		.0%	.0%	50.0%	50.0%	100.0%
SUCCESSFUL	Count		61	29	101	59	250
	% within TermRsn		24.4%	11.6%	40.4%	23.6%	100.0%
UNSUCCESSFUL - CLOSED BY COURT	Count		3	0	18	10	31
	% within TermRsn		9.7%	.0%	58.1%	32.3%	100.0%
UNSUCCESSFUL - REMANDED TO JAIL	Count		0	0	1	3	4
	% within TermRsn		.0%	.0%	25.0%	75.0%	100.0%
Total	Count		77	44	162	144	427
	% within TermRsn		18.0%	10.3%	37.9%	33.7%	100.0%

TermRsn * ALCOHOL / DRUG PROBLEM

			ALCOHOL / DRUG PROBLEM					
			VERY LOW	LOW	MODERATE	HIGH	VERY HIGH	Total
TermRsn DEATH	Count		0	1	2	0	0	3
	% within TermRsn		.0%	33.3%	66.7%	.0%	.0%	100.0%
REVOKED - CONDITION	Count		10	24	26	24	3	87
	% within TermRsn		11.5%	27.6%	29.9%	27.6%	3.4%	100.0%
REVOKED - NEW FELONY	Count		12	9	19	7	1	48
	% within TermRsn		25.0%	18.8%	39.6%	14.6%	2.1%	100.0%
REVOKED - NEW MISDEMEANOR	Count		1	2	0	1	0	4
	% within TermRsn		25.0%	50.0%	.0%	25.0%	.0%	100.0%
SUCCESSFUL	Count		102	100	38	10	0	250
	% within TermRsn		40.8%	40.0%	15.2%	4.0%	.0%	100.0%
UNSUCCESSFUL - CLOSED BY COURT	Count		11	6	10	4	0	31
	% within TermRsn		35.5%	19.4%	32.3%	12.9%	.0%	100.0%
UNSUCCESSFUL - REMANDED TO JAIL	Count		0	1	2	1	0	4
	% within TermRsn		.0%	25.0%	50.0%	25.0%	.0%	100.0%
Total	Count		136	143	97	47	4	427
	% within TermRsn		31.9%	33.5%	22.7%	11.0%	.9%	100.0%

TermRsn * EMOTIONAL / PERSONAL

			EMOTIONAL / PERSONAL				
			VERY LOW	LOW	MODERATE	VERY HIGH	Total
TermRsn DEATH	Count		1	0	1	1	3
	% within TermRsn		33.3%	.0%	33.3%	33.3%	100.0%
REVOKED - CONDITION	Count		23	26	27	11	87
	% within TermRsn		26.4%	29.9%	31.0%	12.6%	100.0%
REVOKED - NEW FELONY	Count		19	11	15	3	48
	% within TermRsn		39.6%	22.9%	31.3%	6.3%	100.0%
REVOKED - NEW MISDEMEANOR	Count		1	1	2	0	4
	% within TermRsn		25.0%	25.0%	50.0%	.0%	100.0%
SUCCESSFUL	Count		122	49	62	17	250
	% within TermRsn		48.8%	19.6%	24.8%	6.8%	100.0%
UNSUCCESSFUL - CLOSED BY COURT	Count		11	10	5	5	31
	% within TermRsn		35.5%	32.3%	16.1%	16.1%	100.0%
UNSUCCESSFUL - REMANDED TO JAIL	Count		2	0	2	0	4
	% within TermRsn		50.0%	.0%	50.0%	.0%	100.0%
Total	Count		179	97	114	37	427
	% within TermRsn		41.9%	22.7%	26.7%	8.7%	100.0%

TermRsn * ATTITUDES / ORIENTATION

			ATTITUDES / ORIENTATION					
			VERY LOW	LOW	MODERATE	HIGH	VERY HIGH	Total
TermRsn DEATH	Count		0	0	1	0	2	3
	% within TermRsn		.0%	.0%	33.3%	.0%	66.7%	100.0%
REVOKED - CONDITION	Count		12	12	20	10	33	87
	% within TermRsn		13.8%	13.8%	23.0%	11.5%	37.9%	100.0%
REVOKED - NEW FELONY	Count		9	9	7	14	9	48
	% within TermRsn		18.8%	18.8%	14.6%	29.2%	18.8%	100.0%
REVOKED - NEW MISDEMEANOR	Count		0	0	0	0	4	4
	% within TermRsn		.0%	.0%	.0%	.0%	100.0%	100.0%
SUCCESSFUL	Count		152	29	31	22	16	250
	% within TermRsn		60.8%	11.6%	12.4%	8.8%	6.4%	100.0%
UNSUCCESSFUL - CLOSED BY COURT	Count		4	5	10	3	9	31
	% within TermRsn		12.9%	16.1%	32.3%	9.7%	29.0%	100.0%
UNSUCCESSFUL - REMANDED TO JAIL	Count		0	0	1	1	2	4
	% within TermRsn		.0%	.0%	25.0%	25.0%	50.0%	100.0%
Total	Count		177	55	70	50	75	427
	% within TermRsn		41.5%	12.9%	16.4%	11.7%	17.6%	100.0%

TermRsn * Supervision Level

			Supervision Level				
			ISL I	ISL II	ISL III	ISL IV	Total
TermRsn DEATH	Count	0	1	2	0	3	
	% within TermRsn	.0%	33.3%	66.7%	.0%	100.0%	
REVOKED - CONDITION	Count	24	34	23	6	87	
	% within TermRsn	27.6%	39.1%	26.4%	6.9%	100.0%	
REVOKED - NEW FELONY	Count	9	20	16	3	48	
	% within TermRsn	18.8%	41.7%	33.3%	6.3%	100.0%	
REVOKED - NEW MISDEMEANOR	Count	1	3	0	0	4	
	% within TermRsn	25.0%	75.0%	.0%	.0%	100.0%	
SUCCESSFUL	Count	7	32	85	126	250	
	% within TermRsn	2.8%	12.8%	34.0%	50.4%	100.0%	
UNSUCCESSFUL - CLOSED BY COURT	Count	2	12	14	3	31	
	% within TermRsn	6.5%	38.7%	45.2%	9.7%	100.0%	
UNSUCCESSFUL - REMANDED TO JAIL	Count	0	3	1	0	4	
	% within TermRsn	.0%	75.0%	25.0%	.0%	100.0%	
Total	Count	43	105	141	138	427	
	% within TermRsn	10.1%	24.6%	33.0%	32.3%	100.0%	

STATEWIDE

TermRsn * CRIMINAL HISTORY

			CRIMINAL HISTORY					Total
			VERY LOW	LOW	MODERATE	HIGH	VERY HIGH	
TermRsn DEATH	Count		3	8	19	6	3	39
	% within TermRsn		7.7%	20.5%	48.7%	15.4%	7.7%	100.0%
REVOKED - CONDITION	Count		34	95	473	249	261	1112
	% within TermRsn		3.1%	8.5%	42.5%	22.4%	23.5%	100.0%
REVOKED - NEW FELONY	Count		2	34	141	84	117	378
	% within TermRsn		.5%	9.0%	37.3%	22.2%	31.0%	100.0%
REVOKED - NEW MISDEMEANOR	Count		1	10	41	39	47	138
	% within TermRsn		.7%	7.2%	29.7%	28.3%	34.1%	100.0%
SUCCESSFUL	Count		287	467	1342	358	263	2717
	% within TermRsn		10.6%	17.2%	49.4%	13.2%	9.7%	100.0%
UNSUCCESSFUL - CLOSED BY COURT	Count		13	47	153	55	52	320
	% within TermRsn		4.1%	14.7%	47.8%	17.2%	16.3%	100.0%
UNSUCCESSFUL - REMANDED TO JAIL	Count		0	4	28	15	15	62
	% within TermRsn		.0%	6.5%	45.2%	24.2%	24.2%	100.0%
Total	Count		340	665	2197	806	758	4766
	% within TermRsn		7.1%	14.0%	46.1%	16.9%	15.9%	100.0%

TermRsn * EDUCATION / EMPLOYMENT

			EDUCATION / EMPLOYMENT					Total
			VERY LOW	LOW	MODERATE	HIGH	VERY HIGH	
TermRsn DEATH	Count		7	16	10	2	4	39
	% within TermRsn		17.9%	41.0%	25.6%	5.1%	10.3%	100.0%
REVOKED - CONDITION	Count		41	127	289	210	445	1112
	% within TermRsn		3.7%	11.4%	26.0%	18.9%	40.0%	100.0%
REVOKED - NEW FELONY	Count		20	42	100	71	145	378
	% within TermRsn		5.3%	11.1%	26.5%	18.8%	38.4%	100.0%
REVOKED - NEW MISDEMEANOR	Count		3	14	33	31	57	138
	% within TermRsn		2.2%	10.1%	23.9%	22.5%	41.3%	100.0%
SUCCESSFUL	Count		713	978	642	180	204	2717
	% within TermRsn		26.2%	36.0%	23.6%	6.6%	7.5%	100.0%
UNSUCCESSFUL - CLOSED BY COURT	Count		29	63	98	47	83	320
	% within TermRsn		9.1%	19.7%	30.6%	14.7%	25.9%	100.0%
UNSUCCESSFUL - REMANDED TO JAIL	Count		6	5	23	12	16	62
	% within TermRsn		9.7%	8.1%	37.1%	19.4%	25.8%	100.0%
Total	Count		819	1245	1195	553	954	4766
	% within TermRsn		17.2%	26.1%	25.1%	11.6%	20.0%	100.0%

TermRsn * FINANCIAL

			FINANCIAL			
			VERY LOW	MODERATE	VERY HIGH	Total
TermRsn	DEATH	Count	8	20	11	39
		% within TermRsn	20.5%	51.3%	28.2%	100.0%
	REVOKED - CONDITION	Count	147	645	320	1112
		% within TermRsn	13.2%	58.0%	28.8%	100.0%
	REVOKED - NEW FELONY	Count	42	237	99	378
		% within TermRsn	11.1%	62.7%	26.2%	100.0%
	REVOKED - NEW MISDEMEANOR	Count	22	80	36	138
		% within TermRsn	15.9%	58.0%	26.1%	100.0%
	SUCCESSFUL	Count	1228	1030	459	2717
		% within TermRsn	45.2%	37.9%	16.9%	100.0%
	UNSUCCESSFUL - CLOSED BY COURT	Count	52	169	99	320
		% within TermRsn	16.3%	52.8%	30.9%	100.0%
	UNSUCCESSFUL - REMANDED TO JAIL	Count	15	34	13	62
		% within TermRsn	24.2%	54.8%	21.0%	100.0%
Total		Count	1514	2215	1037	4766
		% within TermRsn	31.8%	46.5%	21.8%	100.0%

TermRsn * FAMILY / MARITAL

			FAMILY / MARITAL					
			VERY LOW	LOW	MODERATE	HIGH	VERY HIGH	Total
TermRsn	DEATH	Count	6	12	13	7	1	39
		% within TermRsn	15.4%	30.8%	33.3%	17.9%	2.6%	100.0%
	REVOKED - CONDITION	Count	90	255	311	273	183	1112
		% within TermRsn	8.1%	22.9%	28.0%	24.6%	16.5%	100.0%
	REVOKED - NEW FELONY	Count	31	91	102	85	69	378
		% within TermRsn	8.2%	24.1%	27.0%	22.5%	18.3%	100.0%
	REVOKED - NEW MISDEMEANOR	Count	12	26	43	29	28	138
		% within TermRsn	8.7%	18.8%	31.2%	21.0%	20.3%	100.0%
	SUCCESSFUL	Count	558	1083	685	304	87	2717
		% within TermRsn	20.5%	39.9%	25.2%	11.2%	3.2%	100.0%
	UNSUCCESSFUL - CLOSED BY COURT	Count	28	89	97	69	37	320
		% within TermRsn	8.8%	27.8%	30.3%	21.6%	11.6%	100.0%
	UNSUCCESSFUL - REMANDED TO JAIL	Count	8	20	15	13	6	62
		% within TermRsn	12.9%	32.3%	24.2%	21.0%	9.7%	100.0%
Total		Count	733	1576	1266	780	411	4766
		% within TermRsn	15.4%	33.1%	26.6%	16.4%	8.6%	100.0%

TermRsn * ACCOMMODATION

			ACCOMMODATION				
			VERY LOW	LOW	HIGH	VERY HIGH	Total
TermRsn	DEATH	Count	19	15	3	2	39
		% within TermRsn	48.7%	38.5%	7.7%	5.1%	100.0%
	REVOKED - CONDITION	Count	350	335	243	184	1112
		% within TermRsn	31.5%	30.1%	21.9%	16.5%	100.0%
	REVOKED - NEW FELONY	Count	150	115	76	37	378
		% within TermRsn	39.7%	30.4%	20.1%	9.8%	100.0%
	REVOKED - NEW MISDEMEANOR	Count	43	41	36	18	138
		% within TermRsn	31.2%	29.7%	26.1%	13.0%	100.0%
	SUCCESSFUL	Count	1906	569	187	55	2717
		% within TermRsn	70.2%	20.9%	6.9%	2.0%	100.0%
	UNSUCCESSFUL - CLOSED BY COURT	Count	137	97	57	29	320
		% within TermRsn	42.8%	30.3%	17.8%	9.1%	100.0%
	UNSUCCESSFUL - REMANDED TO JAIL	Count	28	20	9	5	62
		% within TermRsn	45.2%	32.3%	14.5%	8.1%	100.0%
Total		Count	2633	1192	611	330	4766
		% within TermRsn	55.2%	25.0%	12.8%	6.9%	100.0%

TermRsn * LEISURE / RECREATION

			LEISURE / RECREATION			
			VERY LOW	MODERATE	VERY HIGH	Total
TermRsn	DEATH	Count	7	12	20	39
		% within TermRsn	17.9%	30.8%	51.3%	100.0%
	REVOKED - CONDITION	Count	53	206	853	1112
		% within TermRsn	4.8%	18.5%	76.7%	100.0%
	REVOKED - NEW FELONY	Count	17	87	274	378
		% within TermRsn	4.5%	23.0%	72.5%	100.0%
	REVOKED - NEW MISDEMEANOR	Count	7	27	104	138
		% within TermRsn	5.1%	19.6%	75.4%	100.0%
	SUCCESSFUL	Count	680	1253	784	2717
		% within TermRsn	25.0%	46.1%	28.9%	100.0%
	UNSUCCESSFUL - CLOSED BY COURT	Count	34	94	192	320
		% within TermRsn	10.6%	29.4%	60.0%	100.0%
	UNSUCCESSFUL - REMANDED TO JAIL	Count	4	16	42	62
		% within TermRsn	6.5%	25.8%	67.7%	100.0%
Total		Count	802	1695	2269	4766
		% within TermRsn	16.8%	35.6%	47.6%	100.0%

TermRsn * COMPANIONS

			COMPANIONS				
			VERY LOW	LOW	MODERATE	VERY HIGH	Total
TermRsn DEATH	Count		5	5	16	13	39
	% within TermRsn		12.8%	12.8%	41.0%	33.3%	100.0%
REVOKED - CONDITION	Count		52	72	316	672	1112
	% within TermRsn		4.7%	6.5%	28.4%	60.4%	100.0%
REVOKED - NEW FELONY	Count		12	23	132	211	378
	% within TermRsn		3.2%	6.1%	34.9%	55.8%	100.0%
REVOKED - NEW MISDEMEANOR	Count		7	13	40	78	138
	% within TermRsn		5.1%	9.4%	29.0%	56.5%	100.0%
SUCCESSFUL	Count		790	518	907	502	2717
	% within TermRsn		29.1%	19.1%	33.4%	18.5%	100.0%
UNSUCCESSFUL - CLOSED BY COURT	Count		24	25	115	156	320
	% within TermRsn		7.5%	7.8%	35.9%	48.8%	100.0%
UNSUCCESSFUL - REMANDED TO JAIL	Count		2	8	25	27	62
	% within TermRsn		3.2%	12.9%	40.3%	43.5%	100.0%
Total	Count		892	664	1551	1659	4766
	% within TermRsn		18.7%	13.9%	32.5%	34.8%	100.0%

TermRsn * ALCOHOL / DRUG PROBLEM

			ALCOHOL / DRUG PROBLEM					
			VERY LOW	LOW	MODERATE	HIGH	VERY HIGH	Total
TermRsn DEATH	Count		8	10	11	7	3	39
	% within TermRsn		20.5%	25.6%	28.2%	17.9%	7.7%	100.0%
REVOKED - CONDITION	Count		119	250	360	313	70	1112
	% within TermRsn		10.7%	22.5%	32.4%	28.1%	6.3%	100.0%
REVOKED - NEW FELONY	Count		70	80	125	81	22	378
	% within TermRsn		18.5%	21.2%	33.1%	21.4%	5.8%	100.0%
REVOKED - NEW MISDEMEANOR	Count		17	27	35	44	15	138
	% within TermRsn		12.3%	19.6%	25.4%	31.9%	10.9%	100.0%
SUCCESSFUL	Count		990	1144	419	142	22	2717
	% within TermRsn		36.4%	42.1%	15.4%	5.2%	.8%	100.0%
UNSUCCESSFUL - CLOSED BY COURT	Count		60	90	97	60	13	320
	% within TermRsn		18.8%	28.1%	30.3%	18.8%	4.1%	100.0%
UNSUCCESSFUL - REMANDED TO JAIL	Count		5	14	15	24	4	62
	% within TermRsn		8.1%	22.6%	24.2%	38.7%	6.5%	100.0%
Total	Count		1269	1615	1062	671	149	4766
	% within TermRsn		26.6%	33.9%	22.3%	14.1%	3.1%	100.0%

TermRsn * EMOTIONAL / PERSONAL

			EMOTIONAL / PERSONAL				
			VERY LOW	LOW	MODERATE	VERY HIGH	Total
TermRsn	DEATH	Count	12	9	11	7	39
		% within TermRsn	30.8%	23.1%	28.2%	17.9%	100.0%
	REVOKED - CONDITION	Count	323	288	327	174	1112
		% within TermRsn	29.0%	25.9%	29.4%	15.6%	100.0%
	REVOKED - NEW FELONY	Count	136	95	102	45	378
		% within TermRsn	36.0%	25.1%	27.0%	11.9%	100.0%
	REVOKED - NEW MISDEMEANOR	Count	46	34	39	19	138
		% within TermRsn	33.3%	24.6%	28.3%	13.8%	100.0%
	SUCCESSFUL	Count	1123	805	590	199	2717
		% within TermRsn	41.3%	29.6%	21.7%	7.3%	100.0%
	UNSUCCESSFUL - CLOSED BY COURT	Count	107	96	79	38	320
		% within TermRsn	33.4%	30.0%	24.7%	11.9%	100.0%
	UNSUCCESSFUL - REMANDED TO JAIL	Count	16	18	20	8	62
		% within TermRsn	25.8%	29.0%	32.3%	12.9%	100.0%
Total		Count	1763	1345	1168	490	4766
		% within TermRsn	37.0%	28.2%	24.5%	10.3%	100.0%

TermRsn * ATTITUDES / ORIENTATION

			ATTITUDES / ORIENTATION					
			VERY LOW	LOW	MODERATE	HIGH	VERY HIGH	Total
TermRsn	DEATH	Count	12	8	4	7	8	39
		% within TermRsn	30.8%	20.5%	10.3%	17.9%	20.5%	100.0%
	REVOKED - CONDITION	Count	72	95	190	338	417	1112
		% within TermRsn	6.5%	8.5%	17.1%	30.4%	37.5%	100.0%
	REVOKED - NEW FELONY	Count	39	33	46	107	153	378
		% within TermRsn	10.3%	8.7%	12.2%	28.3%	40.5%	100.0%
	REVOKED - NEW MISDEMEANOR	Count	15	6	17	48	52	138
		% within TermRsn	10.9%	4.3%	12.3%	34.8%	37.7%	100.0%
	SUCCESSFUL	Count	1627	439	316	218	117	2717
		% within TermRsn	59.9%	16.2%	11.6%	8.0%	4.3%	100.0%
	UNSUCCESSFUL - CLOSED BY COURT	Count	60	42	63	78	77	320
		% within TermRsn	18.8%	13.1%	19.7%	24.4%	24.1%	100.0%
	UNSUCCESSFUL - REMANDED TO JAIL	Count	10	8	11	19	14	62
		% within TermRsn	16.1%	12.9%	17.7%	30.6%	22.6%	100.0%
Total		Count	1835	631	647	815	838	4766
		% within TermRsn	38.5%	13.2%	13.6%	17.1%	17.6%	100.0%

TermRsn * Supervision Level

			Supervision Level				
			ISL I	ISL II	ISL III	ISL IV	Total
TermRsn DEATH	Count	6	9	14	10	39	
	% within TermRsn	15.4%	23.1%	35.9%	25.6%	100.0%	
REVOKED - CONDITION	Count	487	427	169	29	1112	
	% within TermRsn	43.8%	38.4%	15.2%	2.6%	100.0%	
REVOKED - NEW FELONY	Count	141	155	71	11	378	
	% within TermRsn	37.3%	41.0%	18.8%	2.9%	100.0%	
REVOKED - NEW MISDEMEANOR	Count	70	47	15	6	138	
	% within TermRsn	50.7%	34.1%	10.9%	4.3%	100.0%	
SUCCESSFUL	Count	110	380	839	1388	2717	
	% within TermRsn	4.0%	14.0%	30.9%	51.1%	100.0%	
UNSUCCESSFUL - CLOSED BY COURT	Count	82	118	89	31	320	
	% within TermRsn	25.6%	36.9%	27.8%	9.7%	100.0%	
UNSUCCESSFUL - REMANDED TO JAIL	Count	20	21	18	3	62	
	% within TermRsn	32.3%	33.9%	29.0%	4.8%	100.0%	
Total	Count	916	1157	1215	1478	4766	
	% within TermRsn	19.2%	24.3%	25.5%	31.0%	100.0%	