



Presentation to Joint Corrections and
Juvenile Justice Oversight Committee

Presented by, Randy Bowman
Deputy Secretary of Juvenile Services

October 22, 2018



KJCC | Earns National Award

Kansas Juvenile Correctional Complex (KJCC) earned national recognition in 2018 for its suicide precaution program aimed at helping female offenders.

KJCC was the corrections' recipient of the 2018 Barbara Allen-Hagen Award, the highest honor given by Performance-based Standards (PbS). PbS is an initiative by the Council of Juvenile Correctional Administrators that provides national standards for juvenile justice agencies, facilities and residential care providers.



JUVENILE SERVICES

Serving Youth in the Home and Community

Comparing FY 2015 to 2018 fewer youth are removed from home or securely confined

- 615 less youth detained as result of the Juvenile Intake process
- On average, 558 fewer youth in post-adjudication out-of-home placements on a given day
 - YRCII represents 270 of these youth
- 86 fewer kids confined in the Juvenile Correctional Facility

JUVENILE SERVICES

Holding Youth Accountable

Research supports that serving youth earlier and informally often gets better results and reduces cost.

Kansas reforms expanded these options and has seen:

- Law enforcement issued 2,922 Notice To Appear (NTA) at Juvenile Intake in 2018 while returning the youth to their home and community for future appearance
- Comparing 2015 court diversion data to 2018 Immediate Intervention Program (IIP) data, 875 more youth had an opportunity to be accountable for their action without more intensive intervention

JUVENILE SERVICES

Preliminary Results

Less youth coming into contact with the juvenile justice system and more youth handled with less intensive interventions are good to see.

But what results are we getting from our interventions?

- 80.5% of youth issued a NTA by Law Enforcement subsequently appeared to complete the Juvenile Intake process
- Of 2,018 youth who completed IIP in 2018, **88.6%** (N=1,788) were successfully discharged

JUVENILE SERVICES

Comparing Community Based Programs to YRCII

Kansas is making investments in evidence based programs in the community and relying less upon out-of-home placements like YRCII's

- 2015 study found that only **46%** of youth were discharged successfully from YRCII and six months later 51.2% were still in an out-of-home placement
- Juvenile Justice Workgroup Report found more than a third (36%) of youth in out-of-home placements went AWOL at least once in 2014

How do Kansas' investments in EBP's compare?

JUVENILE SERVICES

Functional Family Therapy (FFT®)

Initially a pilot project prior to the Juvenile Justice Reform Act, and expanded statewide in Feb. 2017, 100% of these moderate and high risk to reoffend youth are in the home.

- In FY18, **65%** of families who get full dose of FFT close successfully (N=121 families)
- Engaging families remains key for growth and improving successful completions
 - 25% of those who begin FFT do not get full dose (N=65)
 - Quit (N=23) is the most common reason for failure to complete. Followed by Court Removal (N=15), AWOL (N=14) and new arrest (N=13)

One of three vendors has been operational a little over 2 years and beginning to show long-term results at one-year post completion. From this initial one-year cohort:

- 78% in the home
- 95% in school or working
- 80% no new arrest

JUVENILE SERVICES

Executive Branch Juvenile Probation

Probation, of course, isn't new, but it is being reformed through implementation of new practices, services, increased training, and with time as probation officers skills continue to grow.

- While serving a greater portion of high risk youth comparing FY15 placements on probation at 11% to FY18 at 26.9%
- In FY18, **63%** of youth (N=682) successfully completed probation provided by juvenile community corrections agencies
- In first quarter of FY19, 42% (N=447) youth received Earned Discharge Credit based upon their positive behavior pursuant to Supreme Court Rule 1801

JUVENILE SERVICES

Sex Offender Court Assessment & Community Based Treatment

Awarded to Clinical Associates, P.A. by competitive bid in the spring of 2017, provides statewide access for Courts to post-adjudication Juvenile Sex Offender specific risk assessments to inform disposition decision making and to provide treatment.

- 81 Evaluations completed in FY18, 58 of which recommended community based treatment instead of incarceration
- In FY18, 41 new youth were allowed to enter community based treatment after disposition, and 90 youth in total received treatment
- Of 55 discharges in FY18, **82%** (N=45) were successful with no court revocation or termination of treatment

JUVENILE SERVICES

Reinvestment and Collaboration Grant Funded Programs

Too early to estimate, program start up takes time

- Awarded reinvestment grants by Jan. 1, 2018 and were not fully operational in all areas at end FY18
- This should be expected. Upon notification of successful grant application, it takes time to:
 - set up financial accounts in County Clerk offices to receive and spend funds
 - re-train existing staff and/or hire new
 - develop program curriculum and agency policy
 - and to notify referral sources who then must assess which kid/family a match to program.
- Depending upon the program length, it can take weeks to a few months before a first successful completion. But during that time, there are kids failing out due to behaviors.
- Unsuccessful cases come quickly, the first successful ones take time.

JUVENILE SERVICES

Are We Doing This Safely

- Less kids are having contact with the system
- More kids are receiving NTA and IIP
- **Preliminary results are favorable**
 - YRCII youth were successful 46% of the time
 - **Statewide investments in Community Based Programs showing successful rates ranging from 63% to 88.6%**

JUVENILE SERVICES

Safely? Yes

- Comparing 2015 to 2017 KBI Arrest data: 2,895 fewer juvenile arrests
- JIAS returns. Some kids released from Juvenile Intake gain attention of Law Enforcement again. However, data shows that while hundreds more kids are being served in their home and community compared to the past, this rate is stable:
 - FY12: 0.2% returned within 1 day which is the same in FY18
 - FY12: 0.5% returned in 3 days, slightly increased in FY18 to 0.7%
 - FY12: 3.6% returned in 30 days, slightly increased in FY18 to 4.1%

JUVENILE SERVICES

Safely? Yes

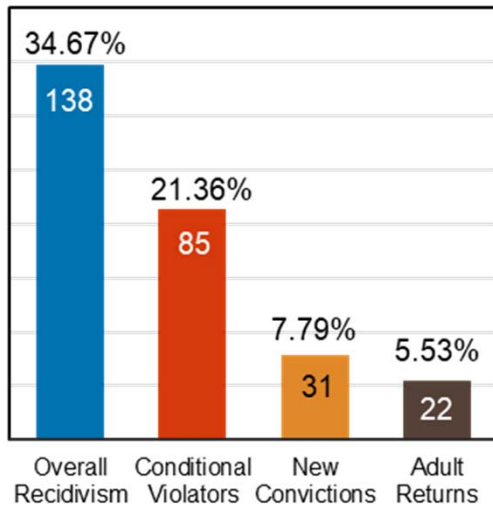
Looking at returns to JIAS at longer durations, there are signs that interventions and services may be having the intended effect on behavior over a longer period of time

- FY12: 12.5% returned within 180 days, which decreased to 11.2% in FY17
- FY12: 19.2% returned within 1 year, which decreased to 16.6% in FY17

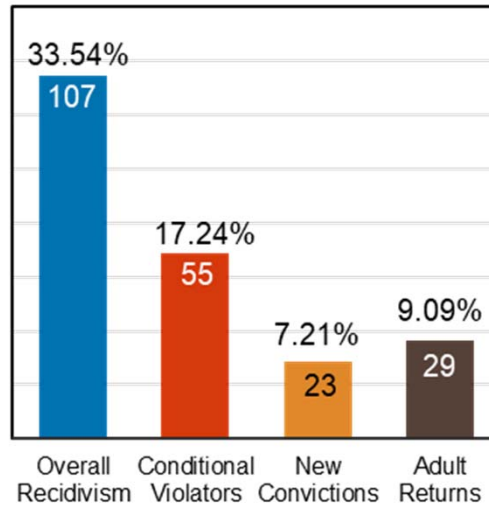
JUVENILE CORRECTIONAL FACILITY | Recidivism

Recidivism counting rules are based on the Association of State Correctional Administrators (ASCA) defined parameters as measured on a 12-month calendar year.

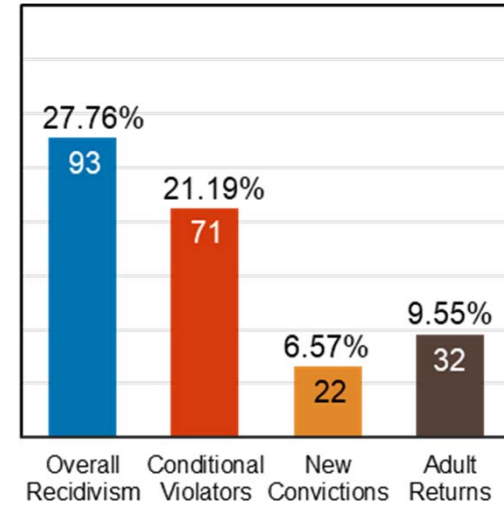
CY 2012
(Total Released: 398)



CY 2013
(Total Released: 319)



CY 2014
(Total Released: 335)



JUVENILE SERVICES

Full Implementation Closer, But Not Complete

- One key effective date remains: July 1, 2019 will cease to allow use of detention for CINC
- Crossover Youth
- Local collaboration resulted in IIP programs in 99 of 105 counties
- How “immediate” is Immediate Intervention Program (IIP) in practical application?
- Change Takes Time

JUVENILE SERVICES

Additional Opportunities

- Legislature enacted SB179 to provide Juvenile Crisis Beds for kids in MH crisis who danger to self/others/property
- Grant applications for Detention Alternatives of Attendant Care or Emergency Shelter are currently open to Counties
- KDOC signed contract this month with National Juvenile Defender Center (NJDC) to conduct a statewide assessment of juvenile defender services. Process will take 18-24 months, based upon findings in other States (22 in total) we should anticipate identification of needed change and associated costs
- Juvenile Justice Oversight Committee (JJOC) has established a subcommittee for deeper study of the data, implementation, and potentially unaddressed needs to make recommendations to the Governor and Legislature on future use of reinvestment funds

JUVENILE SERVICES

Data and Technology

With implementation of programs well underway, the need for more and improved tools to collect data, and persons skilled in analysis of the data, become more essential.

- Immediate Intervention Program (IIP) database
- Programs Tracker database
- Graduated Responses and Incentives software
- Anticipate decision from the William T. Grant Foundation on research grant in collaboration with the Urban Institute sometime soon.
 - Grant would assess IIP programs in Kansas

JUVENILE SERVICES

Early Results Promising, Must Stay the Course

- **Public is more safe, not less safe, as result of reform efforts**
- EBP practices and program implementation is still early, staff skill will increase with more experience
- Additional Legislative action that taps reinvestment account for purposes not identified by the JJOC could prove disruptive



END