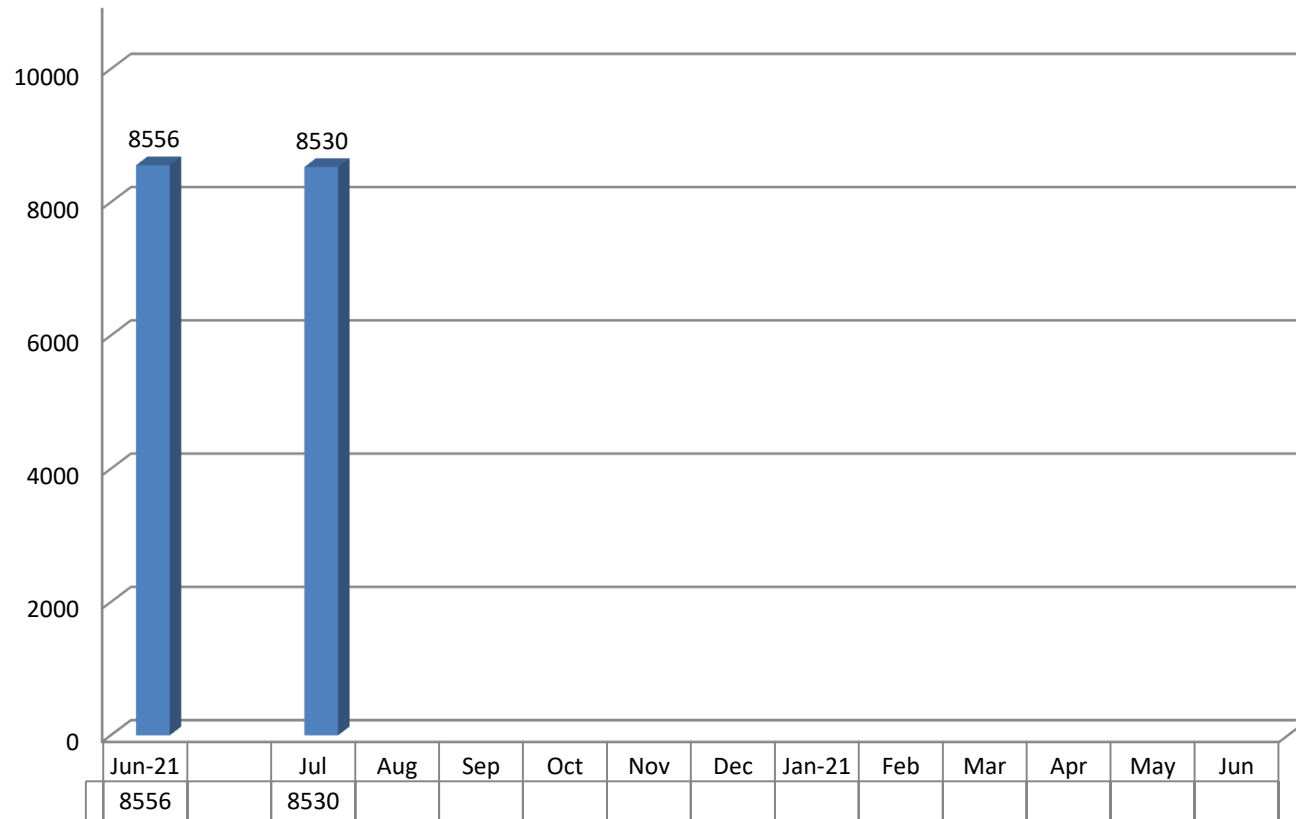


Kansas Department of Corrections
Graphic Highlights -- Monthly Offender Population Report: (July 2021)
End-of-Month Inmate Population: FY 2022 To-Date



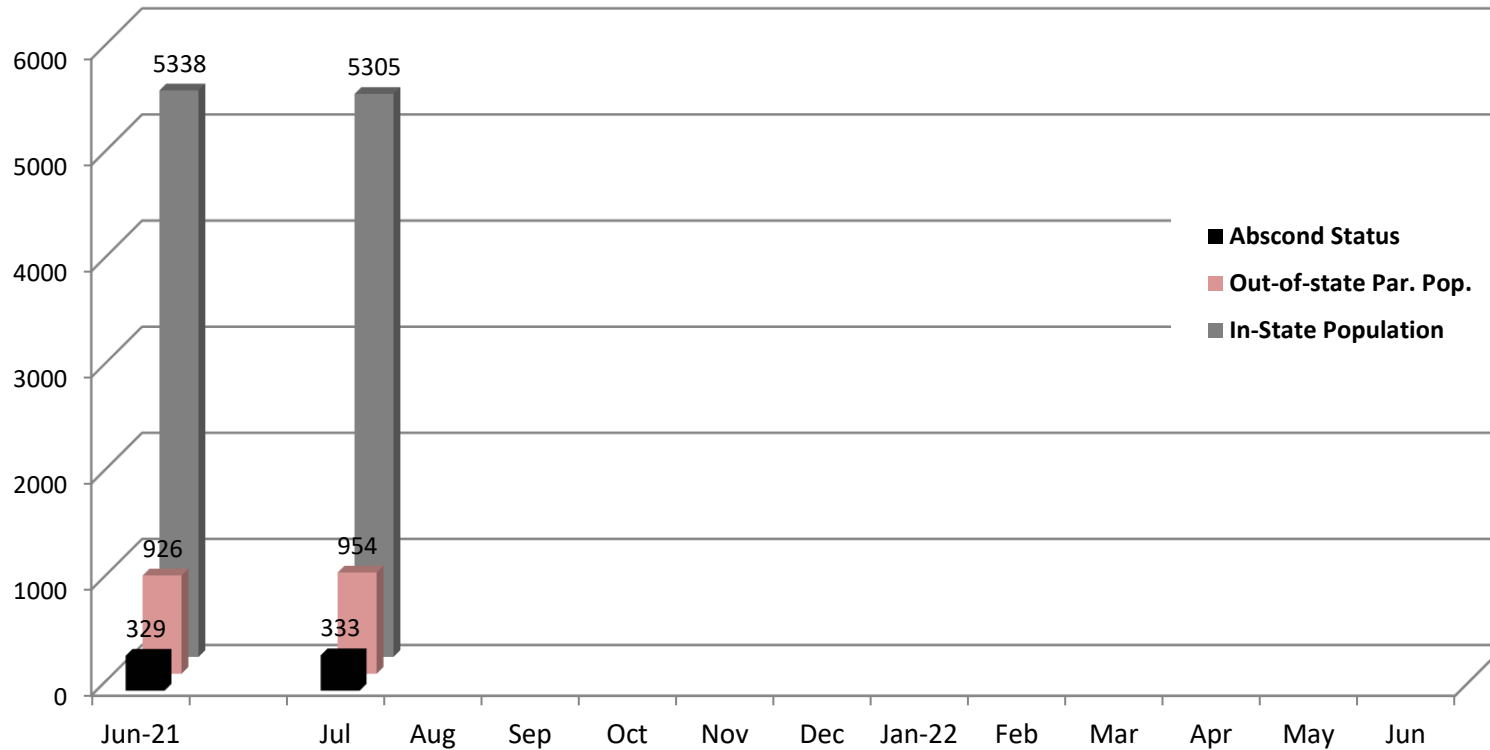
Change from Prev. Mo : - 26

Change from June, 2021 : -26

**Figures reflect the total inmate population (combined DOC and Non-DOC facility populations) as shown on OMIS rpt - ISR0333 page1.*

**Kansas Department of Corrections
Graphic Highlights -- Monthly Offender Population Report (July 2021)**

**Components of the End-of-Month Population Under Post-Incarceration Management:
FY2022**



In-State Population
(Change):

Change from Prev. Month: -33

Change from June, 2020 : -33

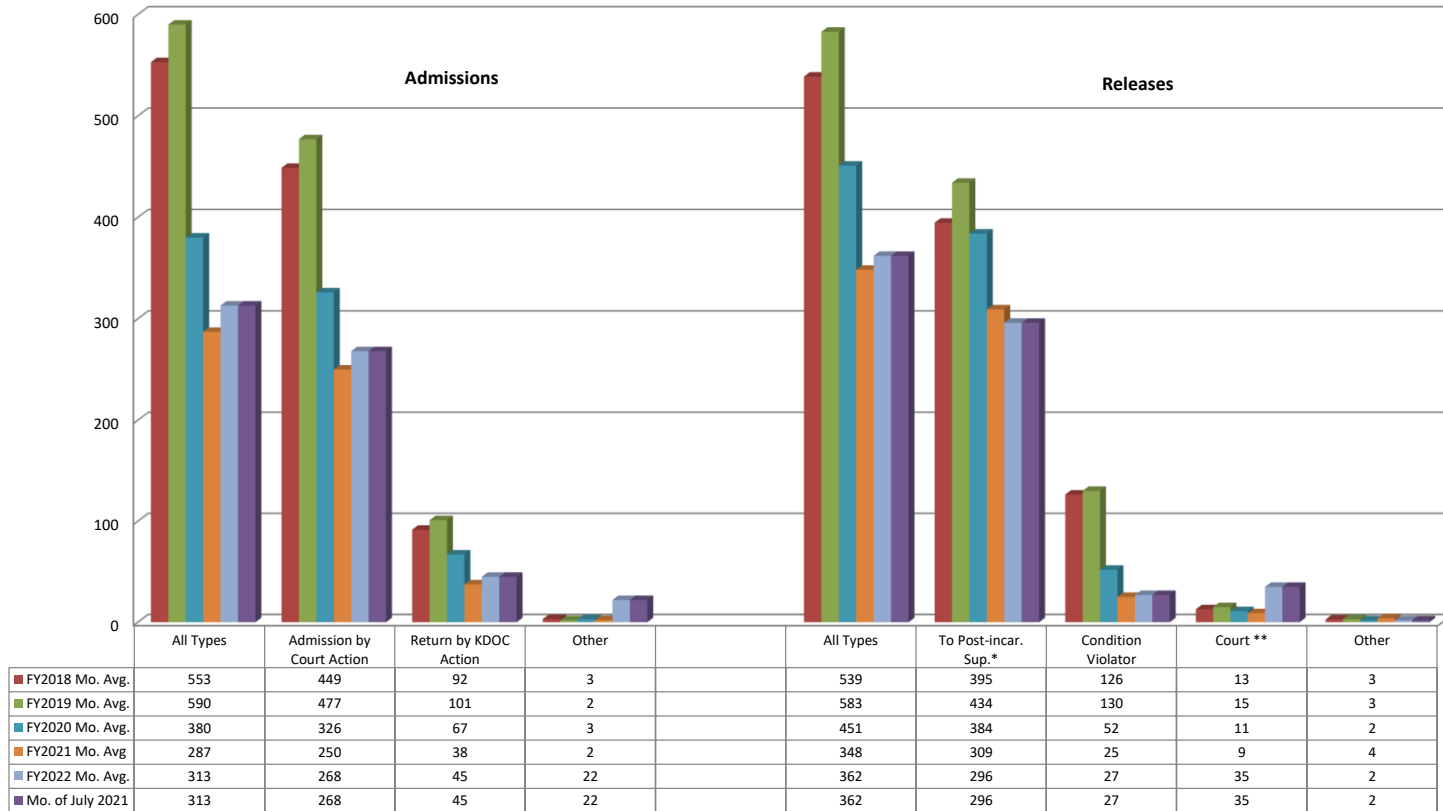
**In-state population is comprised of Kansas offenders supervised in Kansas and out-of-state offenders supervised in Kansas. Out-of-state population is comprised of Kansas offenders supervised out-of-state. Those on abscond status have active warrants (whereabouts unknown)*

*Note: The number of parole offenders drastically reduced in August due to the Justice Reinvestment Initiative which you may read more about at the following website:
<http://www.doc.ks.gov/victim-services/justice-reinvestment> (data are from the OMIS rpt: ISR0333 page 2: parole population)*

Kansas Department of Corrections

Graphic Highlights -- Monthly Offender Population Report: July 2021

Number of Admission and Release Events Per Month (by Major Category): Comparison of FY2018, FY2019, FY2020, FY2021, and FY2022 Monthly Averages with Current Month's Totals



* Includes releases to supervision via the provisions of the Kansas Sentencing Guidelines Act of 1993, as well as parole releases by action of the Kansas Prisoner Review Board

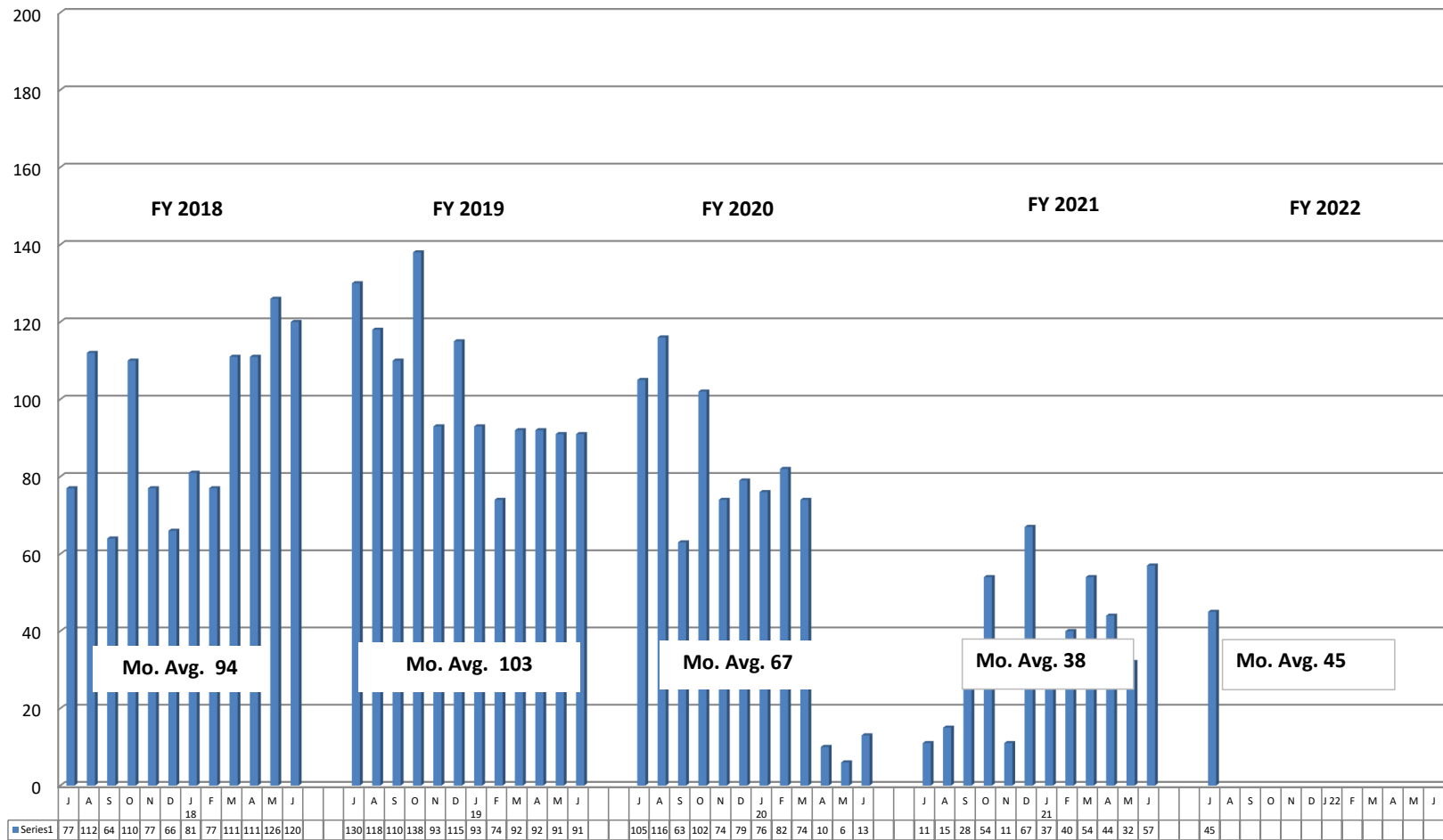
**Figure can be a negative number for a particular month [since it is based on the total number whose last exit for the period (fiscal year to date) was via "out-to-court" minus the previous month's total, which can be a smaller or greater number].

Note: Returned from court appearance is included in the All Types Admission total; returned from escape are included in the All Type Releases total but not its own personal category and Inter-Jurisdictional transfers are included in the All Types Releases total (included in chart).

Note: Number of escapees and Non-Violator Return - No New Sentence is not included in the Admissions Data from OMIS rep ISR0445 In and out Admissions and Releases

Kansas Department of Corrections
 Graphic Highlights -- Monthly Offender Population Report June: 2022)

Number of Return Admissions for Condition Violations by Month (Return by KDOC Action OMIS rpt: ISR0445 page1): **FY2018 - FY2022***



*Total number of admissions for violation of the conditions of release (no new sentence).

**The average number of escapees returned has been excluded in the average - which is less than 1 offender average per mth.

Kansas Department of Corrections
 End-of-Month Offender Population Report: July 2021 (Month 1, FY 2022)

Table 1
Number of Inmates Confined and Average Daily Population: FY 2021 and FY 2022

Correctional Facility	Number Confined			Average Daily Population***		
	6/30/2021	7/31/2021	Change	FY 2021	FY2022	Change
KDOC Facilities						
Lansing: Total	1,762	1,791	29	1,717	1,789	72
Central	1,435	1,477	42	1,391	1,466	75
East	327	314	-13	326	323	-3
** South (Osawatomie)	-	-	0	-	-	0
Hutchinson: Total	1,632	1,563	-69	1,728	1,595	-133
Central	879	838	-41	1,029	851	-178
East	473	445	-28	420	461	41
South	280	280	0	276	283	7
Work Release	-	-	0	3	-	-3
El Dorado: Total	1,594	1,615	21	1,653	1,597	-56
Central (General Population)	1,031	1,016	-15	1,138	1,014	-124
Central - RDU	448	479	31	430	466	36
South-East	115	120	5	85	117	32
Topeka: Total	725	732	7	750	730	-20
Central (General Population)	660	685	25	690	667	-23
RDU	65	47	-18	60	63	3
* Federal Inmates	-	-	0	-	-	0
Work Release	-	-	0	-	-	0
Norton: Total	817	825	8	825	818	-7
Central	696	707	11	726	697	-29
** East (Stockton) re-opened 9-2010	121	118	-3	99	121	22
Ellsworth	887	884	(3)	825	885	60
General Population	887	884	-3	825	885	60
Work Release	-	-	0	-	-	0
Winfield: Total	604	589	-15	545	594	49
Central	535	510	-25	510	520	10
Wichita Work Release	69	79	10	35	74	39
Larned LCMHF Total	528	521	-7	636	527	-109
Central	296	297	1	296	301	5
South	232	224	-8	99	226	127
West	-	-	0	241	-	-241
Work Release	-	-	0	-	-	0
House Arrest	-	-	0	-	-	-
Subtotal: KDOC Facilities	8,549	8,520	-29	8,679	8,535	-144
Non-KDOC Facilities						
Larned State Hospital	4	-	-4	4	4	0
Contract Jail Placement [County]	-	-	0	47	-	-47
Contract Jail Placement [Out-Of-State]	-	-	0	55	-	-55
** Labette CCC	-	-	0	-	-	0
Johnson County Res. Center (WR)	3	7	4	2	4	2
Subtotal: Non-KDOC Facilities	7	7	0	108	8	-100
Total: All Facilities/Placements	8,556	8,527	-29	8,787	8,543	-244
Female Population (included in totals above)						
Topeka -Total	725	732	7	750	730	-20
Winfield (WWR)	-	-	0	-	-	0
Contract Jail Placement [County]	-	-	0	-	-	0
Contract Jail (Jo. Co. Res. Center)	-	-	0	-	-	0
Larned State Hospital	3	3	0	3	3	0
** Labette CCC	-	-	0	-	-	0
House Arrest	-	-	0	-	-	0
Subtotal: Females	728	735	7	753	733	-20

* Federal inmates housed at TCF under contract between the Federal Bureau of Prisons and the Kansas Department of Corrections.

** Housing unit closed (or placement option removed) during FY 2009 because of budget constrictions. NCF-East (Stockton) re-opened 9-2010.

*** Average Daily Population (ADP) columns: Because of rounding, the sum of the units might not equal the total for the facility. And, the sum of the facilities might not equal the grand total. Does not include House Arrest

Data comes directly from OMIS rpt: ISR0333 monthly Population Report

Kansas Department of Corrections
End-of-Month Offender Population Report: July 2021 (Month 1, FY 2022)

Table 2
Total Admission and Release Events: FY 2020, FY 2021, FY 2022

Type of Admission	Total Admissions			Avg. Number Per Month		
	FY 2020	FY 2021	FY 2022	FY 2020	FY 2021	FY 2022
Admissions by Court Action:						
010-1010 New Court Commitment	1,548	1,271	134	129.0	105.9	134.0
010-1022 *Sanction from Probation (CC)	284	212	19	23.7	17.7	19.0
010-2010 Probation Violator, No New Sentence	1,226	1,056	83	102.2	88.0	83.0
010-2020 Probation Violator, New Sentence	284	237	9	23.7	19.8	9.0
010-2022 Probation Violator, New Conviction	75	43	7	6.3	3.6	7.0
020-1020 Parole Violator, New Sentence	129	96	9	10.8	8.0	9.0
020-1025 Parole to Detainer, New Sentence	35	20	4	2.9	1.7	4.0
020-6020 Non Violator Return, New Sentence	50	48	3	4.2	4.0	3.0
020-2022 Cond Rel Violator Pend New Sentence	-	-	-	0.0	0.0	0.0
020-1022 Parole Violator, Pending New Sentence	3	5	-	0.3	0.4	0.0
Subtotal: Court Commitments	3,634	2,988	268	302.8	249.0	268.0
020-4010 Return from Court Appearance	91	75	22	7.6	6.3	22.0
Subtotal: Admission by Court Action	3,725	3,063	290	310.4	255.3	290.0
Return by KDOC Action:						
020-1010 Parole Violator, No New Sentence	785	437	45	65.4	36.4	45.0
020-2010 Cond Rel Viol No New Sentence	1	8	-	0.1	0.7	0.0
020-6010 Non Violator Return No New Sentence	1	2	-	0.1	0.2	0.0
020-5010 Return from Escape	7	2	-	0.6	0.2	0.0
Par/CR/PRS/ Adm. Hold--Poss. Vio.	-	-	-	0.0	0.0	0.0
040-1010 Adm In lieu of Revoc. -Par/CR	6	-	-	0.5	0.0	0.0
Subtotal: Return by KDOC Action	800	449	45	66.7	37.4	45.0
Inter-jurisdictional Transfer:						
010-4010 Interstate/Fed Compact Received (Interstate)	4	3	-	0.3	0.3	0.0
020-3010 Ks Inmate Returned - Other Jurisdiction	28	20	-	2.3	1.7	0.0
Subtotal: Inter-jurisdictional Transfer	32	23	-	2.7	1.9	0.0
Total: All Types of Admission	4,557	3,535	335	379.8	294.6	335.0

Note: Totals may be slightly off when comparing to page 3 due to rounding.

Source: KDOC computerized report PGM-ISR0445 page1 Admission YTD.

*Sanctions 120 days or less is 10 offenders; Sanctions 180 days or greater is 9 offenders

Kansas Department of Corrections
End-of-Month Offender Population Report: July 2021 (Month 1, FY 2022)

Table 2 (continued)
Total Admission and Release Events: FY 2020, FY 2021, and FY 2022

Type of Release	Total Releases			Avg. Number Per Month		
	FY 2020	FY 2021	FY 2022	FY 2020	FY 2021	FY 2022
Release to Post-incarceration Supervision**	4,607	3,709	296	383.9	309.1	296.0
Conditional Release	-	-	-	0.0	0.0	0.0
Expiration of Sentence	620	302	27	51.7	25.2	27.0
Commutation or Pardon	-	-	-	0.0	0.0	0.0
Inter-jurisdictional Transfer:						
Kansas Inmate Released for Housing	6	4	1	0.5	0.3	1.0
Interstate/Fed. Inmate Released to Sending Juris. (C)	2	5	-	0.2	0.4	0.0
Subtotal: Inter-jurisdictional Transfer	8	9	1	0.7	0.8	1.0
Court-ordered Release:						
Probation	13	10	-	1.1	0.8	0.0
Returned Parolee Placed on Probation	-	-	-	0.0	0.0	0.0
Released on Appeal Bond	-	1	-	0.0	0.1	0.0
Released for Court Appearance	107	74	35	8.9	6.2	35.0
Other Final Release by Court Order	15	22	-	1.3	1.8	0.0
Subtotal: Court-ordered Release	135	107	35	11.3	8.9	35.0
Escape	8	-	1	0.7	0.0	1.0
Death (All Causes)	33	52	2	2.8	4.3	2.0
Total: All Types of Release	5,411	4,179	362	450.9	348.3	362.0

* Certain types of transactions involving known temporary exits from a correctional facility have been excluded from the body of the table (release to court/return from court-282).

** Includes releases to post-incarceration supervision via the provisions of the Kansas Sentencing Guidelines Act of July 1993, as well as parole releases by action of the Kansas Prisoner Review Board.

Note: Totals may be slightly off due to rounding when comparing to page 3

Kansas Department of Corrections
 End-of-Month Offender Population Report: July 2021 (Month 1, FY 2022)

Table 3
Distribution of Inmate Population by Type of Latest Admission:
Comparison of June 30th, 2021 and July 31st, 2021

Note. The information presented here pertains to the inmate population on the specified dates and not to admissions during the period.

Type of Admission [Latest Admission Per Master Record]		*Number of Inmates		
Admission Code [OMIS]	Admission Description	6/30/2021	7/31/2021	Difference July minus June
Admission by Court Action:				
010-1010	New Court Commitment	5,793	5,759	(34)
010-1022	Sanction from Probation	20	24	4
010-2010	Probation Violator, No New Sentence	974	977	3
010-2020	Probation Violator, New Sentence	729	718	(11)
010-2022	Probation Violator, New Conviction	62	63	1
020-1020	Parole Violator, New Sentence	511	508	(3)
020-1025	Parole to Detainer, New Sentence	41	42	1
020-1022	Parole Violator, Pending New Sentence	5	4	(1)
020-2020	Conditional Release Violator, New Sentence	15	15	-
020-2022	Conditional Release Violator Pending New Sentence	1	-	(1)
020-6020	Non-violator Return, New Sentence	53	55	2
040-1010	Admit in lieu of revocation of Parole/CR	-	-	-
Subtotal: Latest Adm. as Court Commitment		8,204	8,165	(39)
Return by KDOC Action:				
020-1010	Parole Violator, No New Sentence	264	284	20
020-2010	Conditional Release Violator, No New Sentence	11	11	-
020-5010	Return from Escape	-	-	-
020-6010	Non-violator Return, No New Sentence	3	4	1
050-1010	Par/CR/PRS/ Adm. Hold--Poss. Vio.	-	-	-
Subtotal: Latest Adm. as Return by KDOC Action		278	299	21
Inter-jurisdictional Transfer:				
010-4010	Interstate/Federal Compact Received	63	63	-
020-3010	Kansas Inmate Returned from Another Jurisdiction	2	2	-
Subtotal: Latest Adm. as Inter-jurisdictional Transfer		65	65	-
Total: All Types of Admission (# of Offenders)		8,547	8,529	(18)

*The SAS POP end-of-month population figure sometimes varies slightly from the OMIS population report because the SAS file is generated at a different time of day than the OMIS population report and OMIS is a fluid database.

Kansas Department of Corrections
 Graphic Highlights -- Monthly Offender Population Report (July 2021)

Number of Admissions for Probation Sanctions by YTD Reporting Month: FY2018 - FY2022

