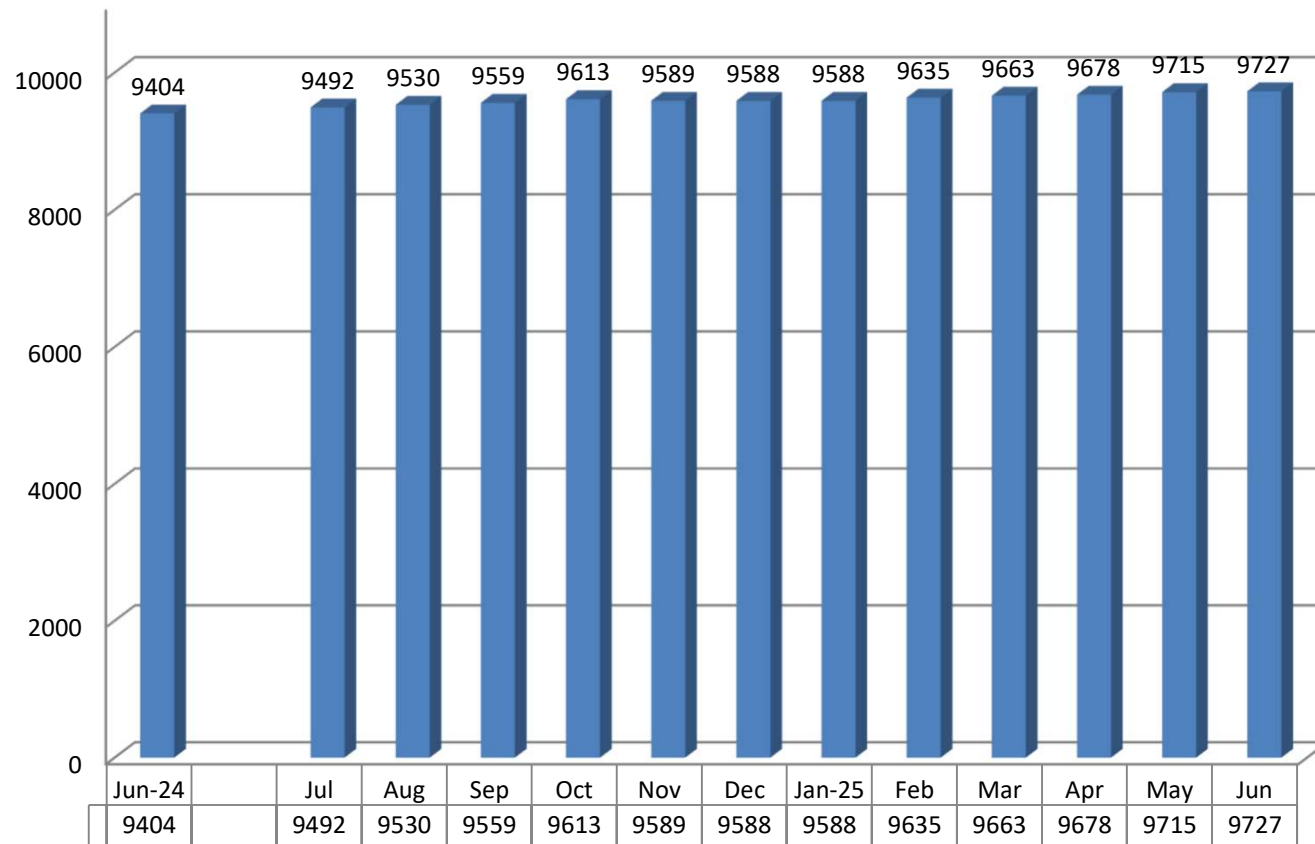


Kansas Department of Corrections
Graphic Highlights -- Monthly Resident Population Report: (June 2025)
End-of-Month Resident Population: FY 2025 To-Date



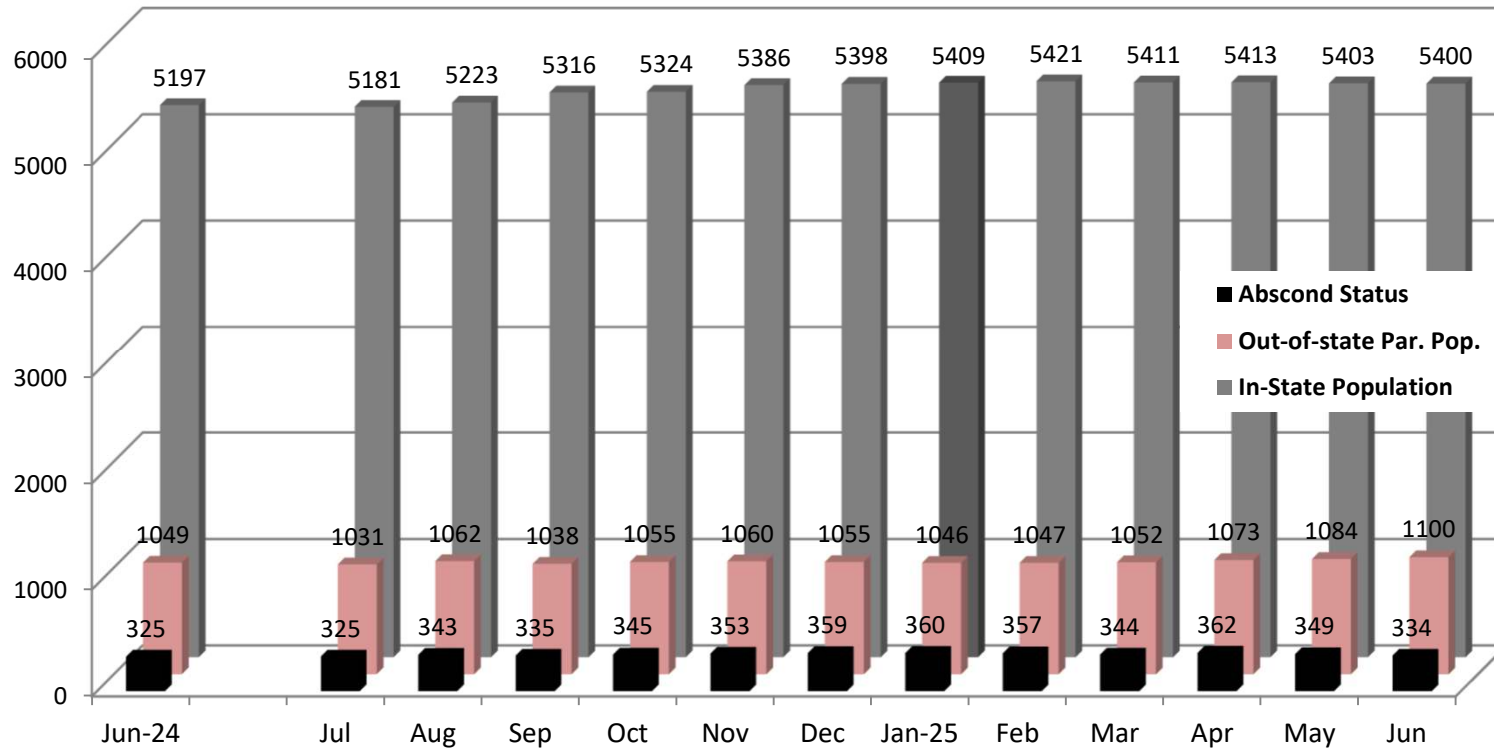
Change from Prev. Mo : 12

Change from June, 2024 : 323

**Figures reflect the total inmate population (combined DOC and Non-DOC facility populations) as shown on OMIS rpt - ISR0333 page1.*

Kansas Department of Corrections
Graphic Highlights -- Monthly Resident Population Report (June 2025)

Components of the End-of-Month Population Under Post-Incarceration Management:
FY2025



In-State Population
(Change):

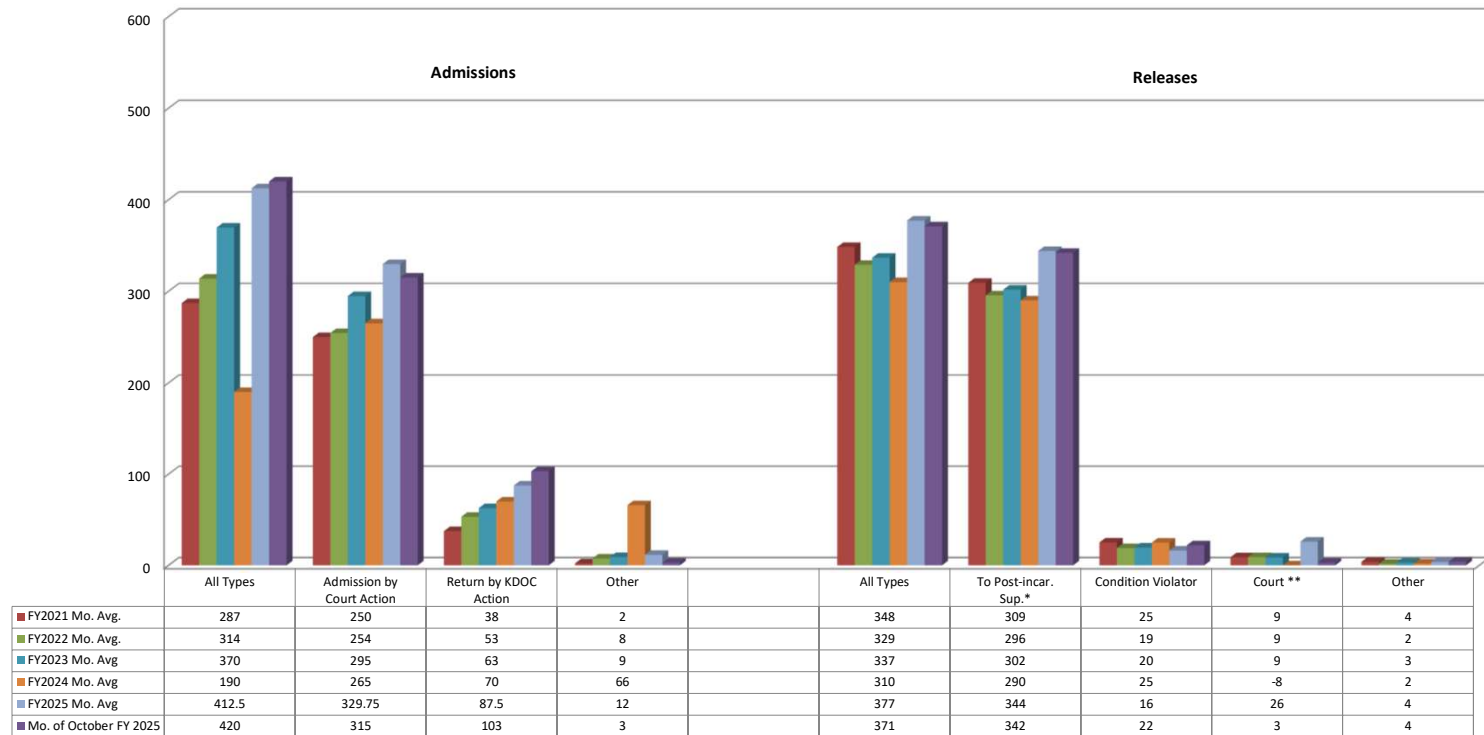
Change from Prev. Month: -3

Change from June, 2024 : 203

**In-state population is comprised of Kansas offenders supervised in Kansas and out-of-state offenders supervised in Kansas. Out-of-state population is comprised of Kansas offenders supervised out-of-state. Those on abscond status have active warrants (whereabouts unknown)*

*Note: The number of parole offenders drastically reduced in August due to the Justice Reinvestment Initiative which you may read more about at the following website:
<http://www.doc.ks.gov/victim-services/justice-reinvestment> (data are from the OMIS rpt: ISR0333 page 2: parole population)*

**Number of Admission and Release Events Per Month (by Major Category): Comparison of
FY2021, FY2022, FY2023, FY2024, and FY2025 Monthly Averages with Current Month's Totals**



* Includes releases to supervision via the provisions of the Kansas Sentencing Guidelines Act of 1993, as well as parole releases by action of the Kansas Prisoner Review Board

**Figure can be a negative number for a particular month [since it is based on the total number whose last exit for the period (fiscal year to date) was via "out-to-court" minus the previous month's total, which can be a smaller or greater number].

Note: Returned from court appearance is included in the All Types Admission total; returned from escape are included in the All Type Releases total but not its own personal category and Inter-Jurisdictional transfers are included in the All Types Releases total (included in chart).

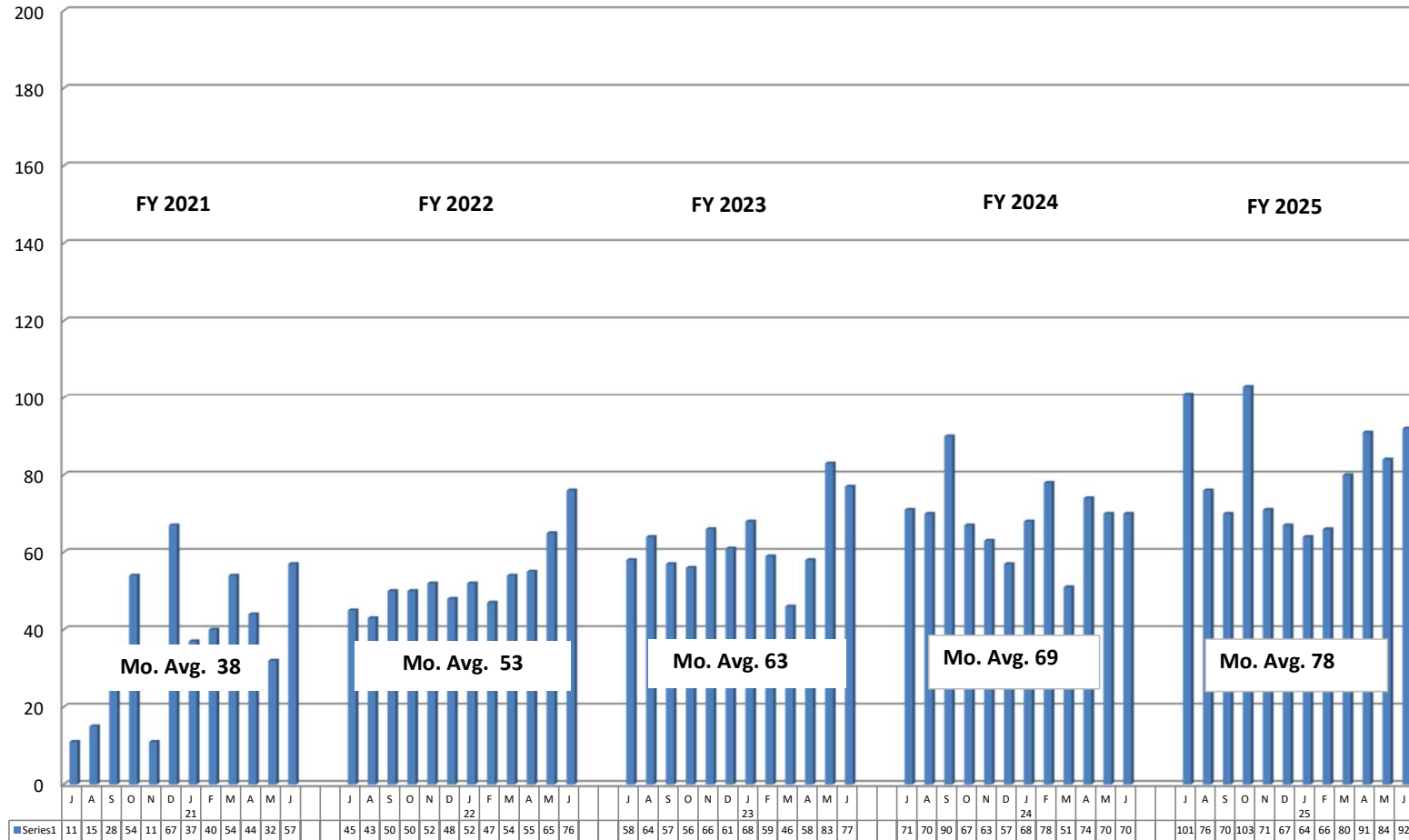
Note: Number of escapees and Non-Violator Return - No New Sentence is not included in the Admissions Data from OMIS rep ISR0445 In and out Admissions and Releases

FY 2025

Kansas Department of Corrections

Graphic Highlights -- Monthly Resident Population Report: June, 2025

Number of Return Admissions for Condition Violations by Month (Return by KDOC Action OMIS rpt: ISR0445 page1): **FY2021 - FY2025***



*Total number of admissions for violation of the conditions of release (no new sentence).

**The average number of escapees returned has been excluded in the average - which is less than 1 offender average per mth.

Kansas Department of Corrections
End-of-Month Resident Population Report: June, 2025 (Month 12 FY 2025)

Table 1
Number of Inmates Confined and Average Daily Population: FY 2024 and FY 2025

Correctional Facility	Number Confined			Average Daily Population***		
	5/31/2025	6/30/2025	Change	FY2024	FY2025	Change
KDOC Facilities						
Lansing: Total	2,358	2,379	21	2,032	2,104	72
Central	1,969	1,991	22	1,703	1,762	59
East	389	388	-1	329	342	13
**	-	-	0			0
Hutchinson: Total	1,783	1,785	2	1,776	1,778	2
Central	952	955	3	952	953	1
East	496	496	0	494	494	0
South	335	334	-1	330	331	1
Work Release	-	-	0	-	-	0
El Dorado: Total	944	944	0	1,590	2,684	1094
Central (General Population)	913	870	-43	927	1,342	415
Central - RDU	235	289	54	471	922	451
South-East	202	199	-3	192	420	228
Topeka: Total	860	866	6	860	860	0
Central (General Population)	757	753	-4	766	764	-2
RDU	86	98	12	77	79	2
* Federal Inmates	-	-	0	-	-	0
Work Release	17	15	-2	17	17	0
Norton: Total	830	812	-18	808	812	4
Central	715	696	-19	687	691	4
** East (Stockton) re-opened 9-2010	115	116	1	121	121	0
Ellsworth	899	894	(5)	895	895	0
General Population	899	894	-5	895	895	0
Work Release	-	-	0	-	-	0
Winfield: Total	1,078	1,087	9	1,062	1,067	5
Central	826	836	10	813	818	5
Wichita Work Release	252	251	-1	249	249	0
Larned LCMHF Total	532	526	-6	522	525	3
Central	294	288	-6	292	293	1
South	238	238	0	230	232	2
West	-	-	0	-	-	0
Work Release	-	-	0	-	-	0
House Arrest	-	-	0	-	-	
Subtotal: KDOC Facilities	9,284	9,293	9	9,545	10,725	1180
Non-KDOC Facilities						
Larned State Hospital	3	3	0	2	2	0
Contract Jail Placement [County]	3	3	0	1	1	0
Contract Jail Placement [Out-Of-State]	-	-	0	-	-	0
** Labette CCC	-	-	0	-	-	0
Johnson County Res. Center (WR)	16	16	0	1	1	0
Subtotal: Non-KDOC Facilities	22	22	0	4	4	0
Total: All Facilities/Placements	9,306	9,315	9	9,549	10,729	1180
Female Population (included in totals above)						
Topeka -Total	876	876	0	852	852	0
Winfield (WWR)	-	-	0	-	-	0
Contract Jail Placement [County]	-	-	0	-	-	0
Contract Jail (Jo. Co. Res. Center)	-	-	0	1	1	0
Larned State Hospital	2	2	0	2	2	0
** Labette CCC	-	-	0	-	-	0
House Arrest	-	-	0	-	-	0
Subtotal: Females	878	878	0	855	855	0

* Federal inmates housed at TCF under contract between the Federal Bureau of Prisons and the Kansas Department of Corrections.

** Housing unit closed (or placement option removed) during FY 2009 because of budget constrictions. NCF-East (Stockton) re-opened 9-2010.

*** Average Daily Population (ADP) columns: Because of rounding, the sum of the units might not equal the total for the facility. And, the sum of the facilities might not equal the grand total. Does not include House Arrest

Data comes directly from OMIS rpt: ISR0333 monthly Population Report

Kansas Department of Corrections
End-of-Month Resident Population Report: June, 2025 (Month 12, FY 2025)

Table 2
Total Admission and Release Events: FY 2023, FY 2024, FY 2025

<u>Type of Admission</u>	<u>Total Admissions</u>			<u>Avg. Number Per Month</u>		
	<u>FY 2023</u>	<u>FY 2024</u>	<u>FY 2025</u>	<u>FY 2023</u>	<u>FY 2024</u>	<u>FY 2025</u>
Admissions by Court Action:						
010-1010 New Court Commitment	1,893	1,821	1,884	157.8	151.8	171.3
010-1022 Sanction From Probation (CC)	117	58	18	9.8	4.8	1.6
010-2010 Probation Violator, No New Sentence	1,123	1,170	1,276	93.6	97.5	116.0
010-2020 Probation Violator, New Sentence	278	245	235	23.2	20.4	21.4
010-2022 Probation Violator, New Conviction	24	25	14	2.0	2.1	1.3
020-1020 Parole Violator, New Sentence	134	127	145	11.2	10.6	13.2
020-1025 Parole to Detainer, New Sentence	40	50	31	3.3	4.2	2.8
020-1022 Parole Violator, Pending New Sentence	49	12	-	4.1	1.0	0.0
020-2022 Cond Rel Violator Pend New Sentence	-	1	-	0.1	0.1	0.0
020-6020 Non Violator Return, New Sentence	1	24	27	0.1	2.0	2.5
Subtotal: Court Commitments	3,659	3,533	3,630	304.9	294.4	330.0
					0.0	0.0
020-4010 Return from Court Appearance	86	77	51	7.2	6.4	4.6
Subtotal: Admission by Court Action	3,745	3,610	3,681	312.1	300.8	334.6
Return by KDOC Action:						
020-1010 Parole Violator, No New Sentence	745	822	961	62.1	68.5	87.4
020-2010 Cond Rel Viol No New Sentence	-	1	-	0.1	0.1	0.0
020-6010 Non Violator Return No New Sentence	2	1	-	0.2	0.1	0.0
020-5010 Return from Escape	6	5	3	0.5	0.4	0.3
Par/CR/PRS/ Adm. Hold--Poss. Vio.	-	-	-	0.0	0.0	0.0
040-1010 Adm In lieu of Revoc. -Par/CR	-	-	-	0.0	0.0	0.0
Subtotal: Return by KDOC Action	753	829	964	62.8	69.1	87.6
Inter-jurisdictional Transfer:						
010-4010 Interstate/Fed Compact Received (Interstate)	2	4	1	0.2	0.3	0.1
020-3010 Ks Inmate Returned - Other Jurisdiction	21	29	21	1.8	2.4	1.9
Subtotal: Inter-jurisdictional Transfer	23	33	22	1.9	2.8	2.0
Total: All Types of Admission	4,522	4,472	4,667	376.8	372.7	424.3

Note: Totals may be slightly off when comparing to page 3 due to rounding.

Source: KDOC computerized report PGM-ISR0445 page1 Admission YTD.

*Sanctions 120 days or less is 5 offenders; Sanctions 180 days or greater is 5 offenders

Kansas Department of Corrections
End-of-Month Resident Population Report: June, 2025 (Month 12, FY 2025)

Table 2 (continued)
Total Admission and Release Events: FY 2023, FY 2024, and FY 2025

<u>Type of Release</u>	Total Releases			Avg. Number Per Month		
	FY 2023	FY 2024	FY 2025	FY 2023	FY 2024	FY 2025
Release to Post-incarceration Supervision**	3,621	3,638	4,025	301.8	303.2	365.9
Conditional Release	-	-	-	0.0	0.0	0.0
Expiration of Sentence	255	220	176	21.3	18.3	16.0
Commutation or Pardon	-	-	-	0.0	0.0	0.0
Inter-jurisdictional Transfer:						
Kansas Inmate Released for Housing	15	5	1	1.3	0.4	0.1
Interstate/Fed. Inmate Released to Sending Juris. (C)	5	2	8	0.4	0.2	0.8
Subtotal: Inter-jurisdictional Transfer	20	7	9	1.7	0.6	0.9
Court-ordered Release:						
Probation	3	1	-	0.3	0.1	0.0
Returned Parolee Placed on Probation	-	-	-	0.0	0.0	0.0
Released on Appeal Bond	-	2	1	0.0	0.2	0.1
Released for Court Appearance	87	64	76	7.3	5.3	6.9
Other Final Release by Court Order	14	10	13	1.2	0.8	1.2
Subtotal: Court-ordered Release	104	77	90	8.7	6.4	8.2
Escape	4	3	3	0.3	0.3	0.3
Death (All Causes)	35	49	40	2.9	4.1	3.6
Total: All Types of Release	4,039	3,994	4,343	336.6	332.8	394.8

* Certain types of transactions involving known temporary exits from a correctional facility have been excluded from the body of the table (release to court/return from court-282).

** Includes releases to post-incarceration supervision via the provisions of the Kansas Sentencing Guidelines Act of July 1993, as well as parole releases by action of the Kansas Prisoner Review Board.

Note: Totals may be slightly off due to rounding when comparing to page 3

Kansas Department of Corrections
End-of-Month Resident Population Report: June, 2025 (Month 12, FY 2025)

Table 3
Distribution of Resident Population by Type of Latest Admission:
Comparison of May 31, 2025 - June 30, 2025

Admissions during the period.

Type of Admission [Latest Admission Per Master Record]		*Number of Residents		
Admission Code [OMIS]	Admission Description	5/31/2025	6/30/2025	Difference Mar Minus Apr
	Admission by Court Action:			
010-1010	New Court Commitment	6,524	6,448	(76)
010-1022	Sanction from Probation	3	4	1
010-2010	Probation Violator, No New Sentence	1,230	1,187	(43)
010-2020	Probation Violator, New Sentence	711	723	12
010-2022	Probation Violator, New Conviction	43	48	5
020-1020	Parole Violator, New Sentence	522	519	(3)
020-1025	Parole to Detainer, New Sentence	60	56	(4)
020-1022	Parole Violator, Pending New Sentence	1	1	-
020-2020	Conditional Release Violator, New Sentence	11	11	-
020-2022	Conditional Release Violator Pending New Sentence			-
020-6020	Non-violator Return, New Sentence	42	42	-
040-1010	Admit in lieu of revocation of Parole/CR			-
	Subtotal: Latest Adm. as Court Commitment	9,147	9,039	(108)
	Return by KDOC Action:			
020-1010	Parole Violator, No New Sentence	517	495	(22)
020-2010	Conditional Release Violator, No New Sentence	1	1	-
020-5010	Return from Escape			-
020-6010	Non-violator Return, No New Sentence	1	2	1
050-1010	Par/CR/PRS/ Adm. Hold--Poss. Vio.			-
	Subtotal: Latest Adm. as Return by KDOC Action	519	498	(21)
	Inter-jurisdictional Transfer:			
010-4010	Interstate/Federal Compact Received	48	50	2
020-3010	Kansas Inmate Returned from Another Jurisdiction	1	1	-
	Subtotal: Latest Adm. as Inter-jurisdictional Transfer	49	51	2
	Total: All Types of Admission (# of Offenders)	9,715	9,588	(127)

*The SAS POP end-of-month population figure sometimes varies slightly from the OMIS population report because the SAS file is generated at a different time of day than the OMIS population report and OMIS is a fluid database.

Kansas Department of Corrections
 Graphic Highlights -- Monthly Resident Population Report (June, 2025)

Number of Admissions for Probation Sanctions by YTD Reporting Month: FY2021 - FY2025

