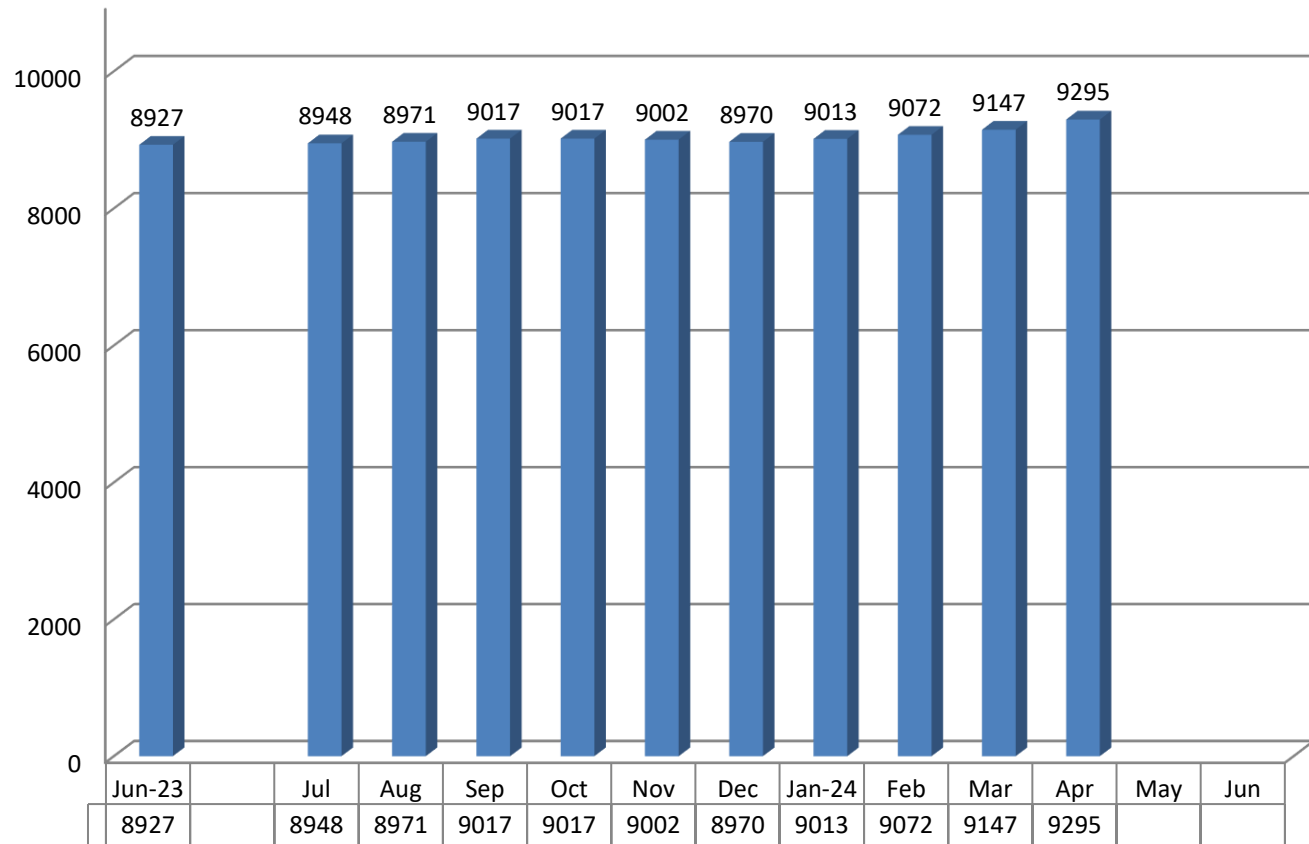


**Kansas Department of Corrections**  
**Graphic Highlights -- Monthly Resident Population Report: (April, 2024)**  
**End-of-Month Resident Population: FY 2024 To-Date**



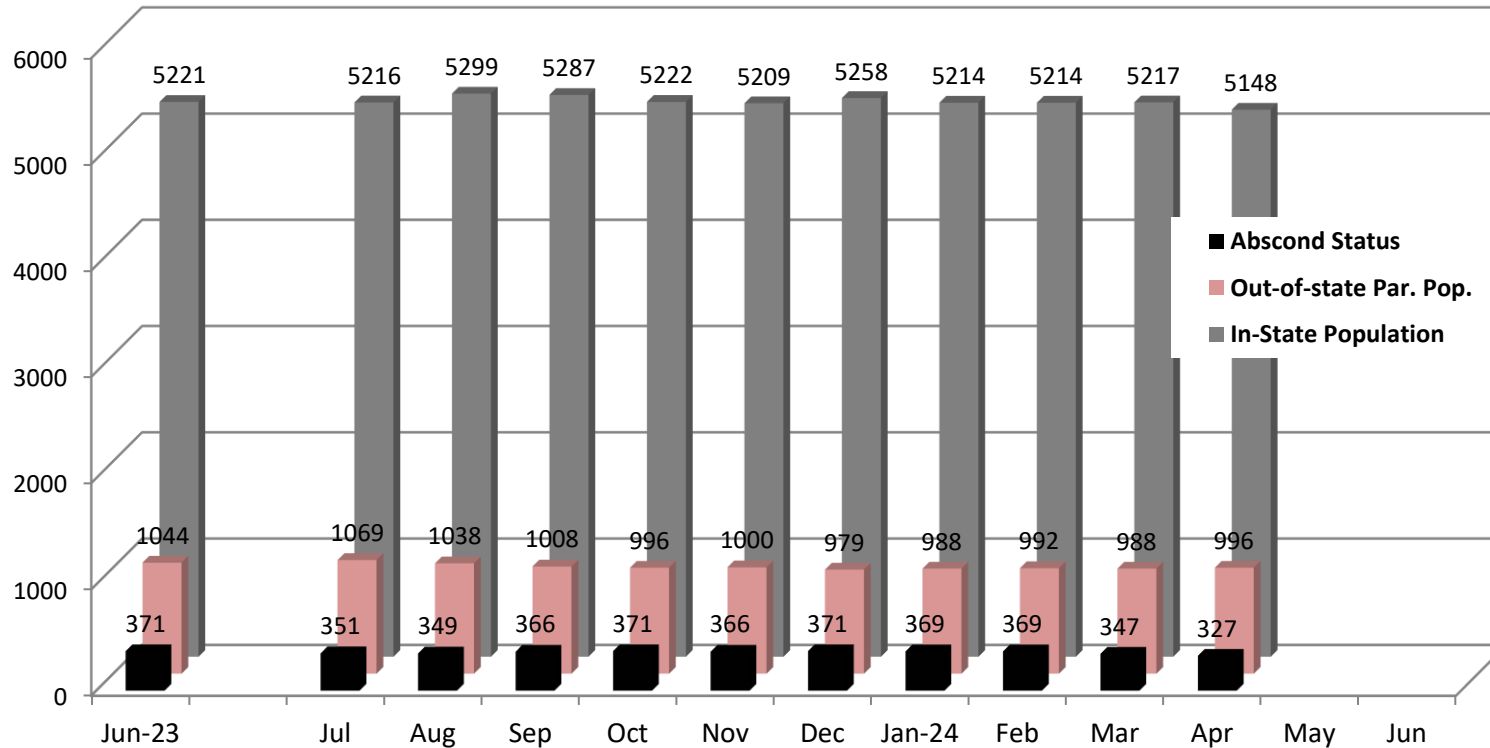
Change from Prev. Mo : 148

Change from June, 2023 : 368

*\*Figures reflect the total inmate population (combined DOC and Non-DOC facility populations) as shown on OMIS rpt - ISR0333 page1.*

**Kansas Department of Corrections  
Graphic Highlights -- Monthly Resident Population Report (April, 2024)**

**Components of the End-of-Month Population Under Post-Incarceration Management:  
FY2024**



In-State Population  
(Change):

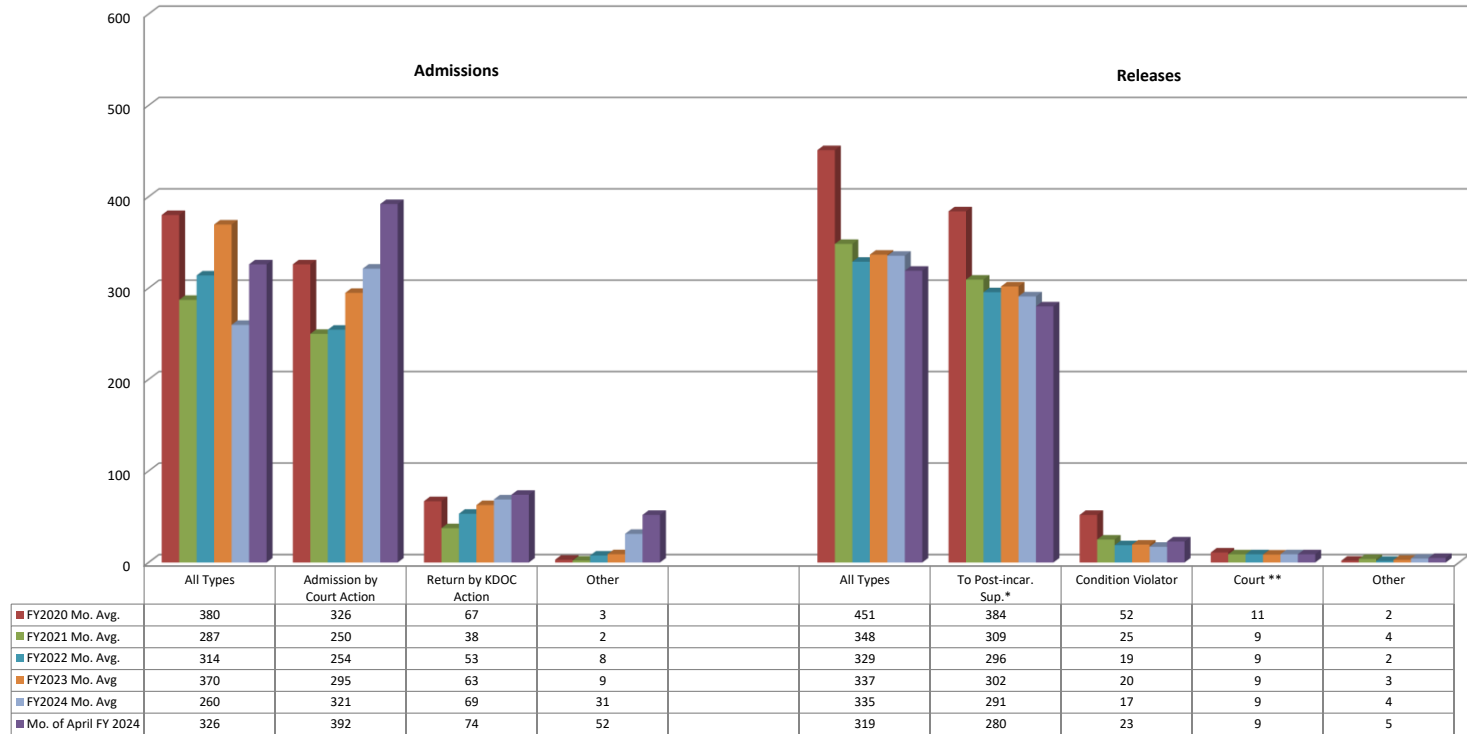
Change from Prev. Month: -69

Change from June, 2023 : -73

*\*In-state population is comprised of Kansas offenders supervised in Kansas and out-of-state offenders supervised in Kansas. Out-of-state population is comprised of Kansas offenders supervised out-of-state. Those on abscond status have active warrants (whereabouts unknown)*

*Note: The number of parole offenders drastically reduced in August due to the Justice Reinvestment Initiative which you may read more about at the following website:  
<http://www.doc.ks.gov/victim-services/justice-reinvestment> (data are from the OMIS rpt: ISR0333 page 2: parole population)*

**Number of Admission and Release Events Per Month (by Major Category): Comparison of FY2020, FY2021, FY2022, FY2023, and FY2024 Monthly Averages with Current Month's Totals**



\* Includes releases to supervision via the provisions of the Kansas Sentencing Guidelines Act of 1993, as well as parole releases by action of the Kansas Prisoner Review Board

\*\*Figure can be a negative number for a particular month [since it is based on the total number whose last exit for the period (fiscal year to date) was via "out-to-court" minus the previous month's total, which can be a smaller or greater number].

Note: Returned from court appearance is included in the All Types Admission total; returned from escape are included in the All Type Releases total but not its own personal category and Inter-Jurisdictional transfers are included in the All Types Releases total (included in chart).

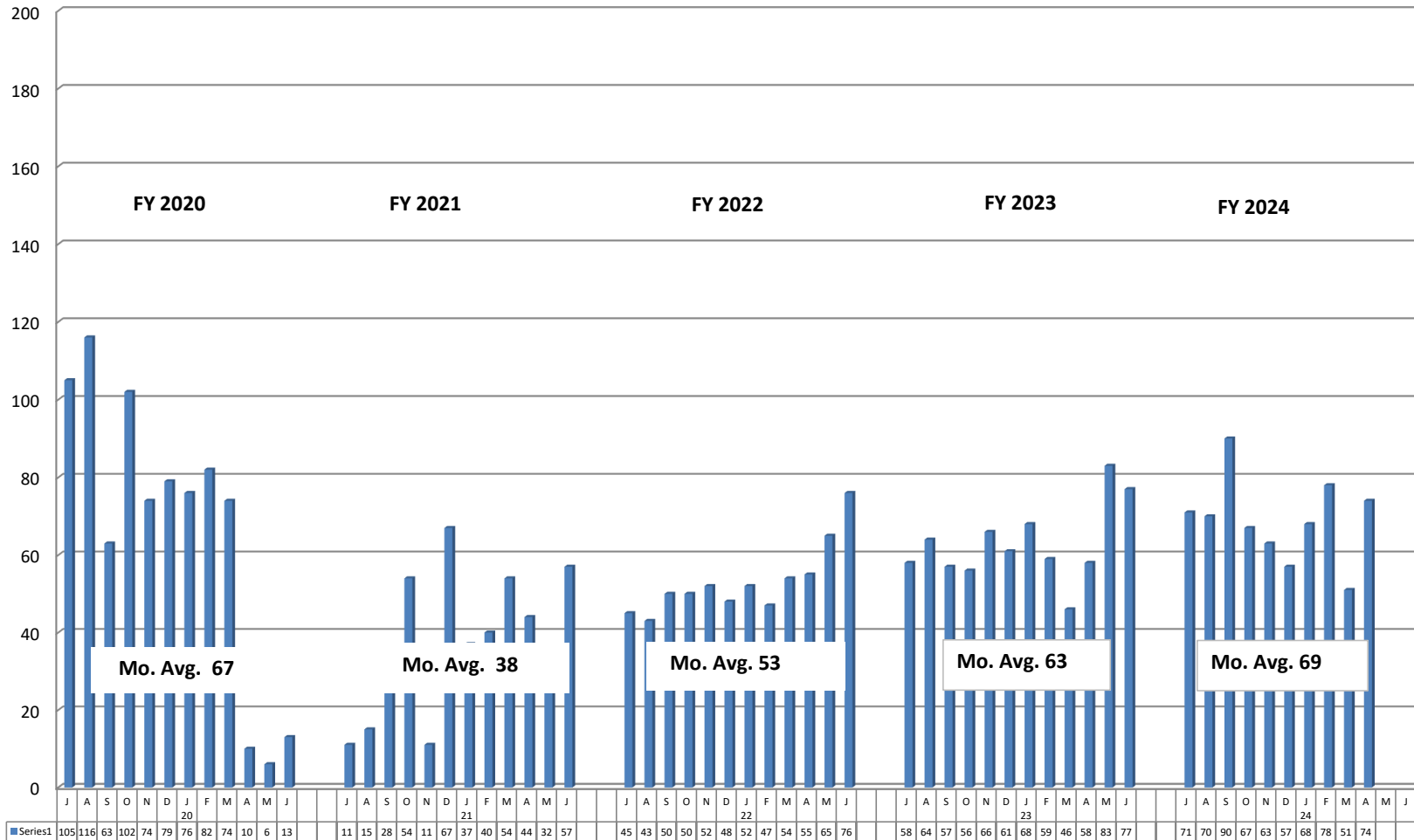
Note: Number of escapees and Non-Violator Return - No New Sentence is not included in the Admissions Data from OMIS rep ISR0445 In and out Admissions and Releases

FY 2024

Kansas Department of Corrections

Graphic Highlights -- Monthly Resident Population Report: April 2024

**Number of Return Admissions for Condition Violations by Month** (Return by KDOC Action OMIS rpt: ISR0445 page1): **FY2020 - FY2024\***



\*Total number of admissions for violation of the conditions of release (no new sentence).

\*\*The average number of escapees returned has been excluded in the average - which is less than 1 offender average per mth.

Kansas Department of Corrections  
 End-of-Month Resident Population Report: April 2024 (Month 10, FY 2024)

**Table 1**  
**Number of Inmates Confined and Average Daily Population: FY 2023 and FY 2024**

Correctional Facility	Number Confined			Average Daily Population***		
	3/31/2024	4/30/2024	Change	FY2023	FY2024	Change
<b>KDOC Facilities</b>						
<b>Lansing: Total</b>	<b>1,793</b>	<b>1,838</b>	<b>45</b>	<b>1,842</b>	<b>1,717</b>	<b>-125</b>
Central	1,498	1,547	49	1,521	1,439	-82
East	295	291	-4	321	278	-43
** South (Osawatomie)	-	-	0	-	-	0
<b>Hutchinson: Total</b>	<b>1,750</b>	<b>1,755</b>	<b>5</b>	<b>1,723</b>	<b>1,766</b>	<b>43</b>
Central	931	940	9	900	946	46
East	496	494	-2	495	492	-3
South	323	321	-2	328	328	0
Work Release	-	-	0	-	-	0
<b>El Dorado: Total</b>	<b>1,666</b>	<b>1,661</b>	<b>-5</b>	<b>1,602</b>	<b>1,721</b>	<b>119</b>
Central (General Population)	976	979	3	1,063	1,058	-5
Central - RDU	486	479	-7	390	463	73
South-East	204	203	-1	149	200	51
<b>Topeka: Total</b>	<b>806</b>	<b>832</b>	<b>26</b>	<b>725</b>	<b>775</b>	<b>50</b>
Central (General Population)	718	747	29	680	676	-4
RDU	71	68	-3	41	86	45
* Federal Inmates	-	-	0	-	-	0
Work Release	17	17	0	4	13	9
<b>Norton: Total</b>	<b>817</b>	<b>828</b>	<b>11</b>	<b>857</b>	<b>826</b>	<b>-31</b>
Central	690	703	13	734	703	-31
** East (Stockton) re-opened 9-2010	127	125	-2	123	123	0
<b>Ellsworth</b>	<b>755</b>	<b>754</b>	<b>(1)</b>	<b>656</b>	<b>656</b>	<b>0</b>
General Population	755	754	-1	656	656	0
Work Release	-	-	0	-	-	0
<b>Winfield: Total</b>	<b>1,027</b>	<b>1,086</b>	<b>59</b>	<b>649</b>	<b>989</b>	<b>340</b>
Central	779	835	56	495	778	283
Wichita Work Release	248	251	3	154	211	57
<b>Larned LCMHF Total</b>	<b>525</b>	<b>528</b>	<b>3</b>	<b>520</b>	<b>514</b>	<b>-6</b>
Central	291	291	0	295	292	-3
South	234	237	3	225	222	-3
West	-	-	0	-	-	0
Work Release	-	-	0	-	-	0
House Arrest	-	-	0	-	-	-
<b>Subtotal: KDOC Facilities</b>	<b>9,140</b>	<b>9,283</b>	<b>143</b>	<b>8,574</b>	<b>8,964</b>	<b>390</b>
<b>Non-KDOC Facilities</b>						
Larned State Hospital	2	2	0	4	3	-1
Contract Jail Placement [County]	-	5	5	-	4	4
Contract Jail Placement [Out-Of-State]	-	-	0	-	-	0
** Labette CCC	-	-	0	-	-	0
Johnson County Res. Center (WR)	5	5	0	12	5	-7
<b>Subtotal: Non-KDOC Facilities</b>	<b>7</b>	<b>12</b>	<b>5</b>	<b>16</b>	<b>12</b>	<b>-4</b>
<b>Total: All Facilities/Placements</b>	<b>9,147</b>	<b>9,295</b>	<b>148</b>	<b>8,590</b>	<b>8,976</b>	<b>386</b>
<b>Female Population (included in totals above)</b>						
Topeka -Total	806	852	46	723	775	52
Winfield (WWR)	-	-	0	-	-	0
Contract Jail Placement [County]	-	-	0	-	-	0
Contract Jail (Jo. Co. Res. Center)	-	-	0	1	-	-1
Larned State Hospital	2	2	0	3	2	-1
** Labette CCC	-	-	0	-	-	0
House Arrest	-	-	0	-	-	0
<b>Subtotal: Females</b>	<b>808</b>	<b>854</b>	<b>46</b>	<b>727</b>	<b>777</b>	<b>50</b>

\* Federal inmates housed at TCF under contract between the Federal Bureau of Prisons and the Kansas Department of Corrections.  
 \*\* Housing unit closed (or placement option removed) during FY 2009 because of budget constrictions. NCF-East (Stockton) re-opened 9-2010.  
 \*\*\* Average Daily Population (ADP) columns: Because of rounding, the sum of the units might not equal the total for the facility. And, the sum of the facilities might not equal the grand total. Does not include House Arrest  
 Data comes directly from OMIS rpt: ISR0333 monthly Population Report

Kansas Department of Corrections  
End-of-Month Resident Population Report: April 2024 (Month 10, FY 2024)

**Table 2**  
**Total Admission and Release Events: FY 2022, FY 2023, FY 2024**

<u>Type of Admission</u>	Total Admissions			Avg. Number Per Month		
	FY 2022	FY 2023	FY 2024	FY 2022	FY 2023	FY 2024
<b>Admissions by Court Action:</b>						
010-1010 New Court Commitment	1,588	1,893	1,516	132.3	157.8	168.4
010-1022 *Sanction from Probation (CC)	159	117	54	13.3	9.8	6.0
010-2010 Probation Violator, No New Sentence	1,024	1,123	960	85.3	93.6	106.7
010-2020 Probation Violator, New Sentence	203	278	200	16.9	23.2	22.2
010-2022 Probation Violator, New Conviction	36	24	17	3.0	2.0	1.9
020-1020 Parole Violator, New Sentence	100	134	111	8.3	11.2	12.3
020-1025 Parole to Detainer, New Sentence	27	40	41	2.3	3.3	4.6
020-1022 Parole Violator, Pending New Sentence	35	49	11	2.9	4.1	1.2
020-2022 Cond Rel Violator Pend New Sentence	-	-	1	0.0	0.0	0.1
020-6020 Non Violator Return, New Sentence	1	1	21	0.1	0.1	2.3
<b>Subtotal: Court Commitments</b>	<b>3,173</b>	<b>3,659</b>	<b>2,932</b>	<b>264.4</b>	<b>264.4</b>	<b>325.8</b>
						0.0
020-4010 Return from Court Appearance	57	86	73	4.8	7.2	8.1
<b>Subtotal: Admission by Court Action</b>	<b>3,230</b>	<b>3,745</b>	<b>3,005</b>	<b>269.2</b>	<b>269.2</b>	<b>333.9</b>
<b>Return by KDOC Action:</b>						
020-1010 Parole Violator, No New Sentence	632	745	682	52.7	62.1	75.8
020-2010 Cond Rel Viol No New Sentence	2	-	1	0.2	0.2	0.1
020-6010 Non Violator Return No New Sentence	1	2	1	0.1	0.2	0.1
020-5010 Return from Escape	3	6	5	0.3	0.5	0.6
Par/CR/PRS/ Adm. Hold--Poss. Vio.	-	-		0.0	0.0	0.0
040-1010 Adm In lieu of Revoc. -Par/CR	-	-		0.0	0.0	0.0
<b>Subtotal: Return by KDOC Action</b>	<b>638</b>	<b>753</b>	<b>689</b>	<b>53.2</b>	<b>53.2</b>	<b>76.6</b>
<b>Inter-jurisdictional Transfer:</b>						
010-4010 Interstate/Fed Compact Received (Interstate)	1	2	4	0.1	0.2	0.4
020-3010 Ks Inmate Returned - Other Jurisdiction	15	21	22	1.3	1.8	2.4
<b>Subtotal: Inter-jurisdictional Transfer</b>	<b>16</b>	<b>23</b>	<b>26</b>	<b>1.3</b>	<b>1.9</b>	<b>2.9</b>
<b>Total: All Types of Admission</b>	<b>3,884</b>	<b>4,522</b>	<b>3,720</b>	<b>323.7</b>	<b>376.8</b>	<b>413.3</b>

Note: Totals may be slightly off when comparing to page 3 due to rounding.

Source: KDOC computerized report PGM-ISR0445 page1 Admission YTD.

\*Sanctions 120 days or less is 39 offenders; Sanctions 180 days or greater is 15 offenders

Kansas Department of Corrections  
End-of-Month Resident Population Report: April 2024 (Month 10, FY 2024)

**Table 2 (continued)**  
**Total Admission and Release Events: FY 2022, FY 2023, and FY 2024**

Type of Release	Total Releases			Avg. Number Per Month		
	FY 2022	FY 2023	FY 2024	FY 2022	FY 2023	FY 2024
<b>Release to Post-incarceration Supervision**</b>	<b>3,554</b>	<b>3,621</b>	<b>3,037</b>	<b>296.2</b>	<b>301.8</b>	<b>337.4</b>
Conditional Release	-	-	-	0.0	0.0	0.0
Expiration of Sentence	289	255	172	24.1	21.3	19.1
Commutation or Pardon	-	-	-	0.0	0.0	0.0
<b>Inter-jurisdictional Transfer:</b>						
Kansas Inmate Released for Housing	6	15	4	0.5	1.3	0.4
Interstate/Fed. Inmate Released to Sending Juris. (C)	10	5	2	0.8	0.4	0.2
<b>Subtotal: Inter-jurisdictional Transfer</b>	<b>16</b>	<b>20</b>	<b>6</b>	<b>1.3</b>	<b>1.7</b>	<b>0.7</b>
<b>Court-ordered Release:</b>						
Probation	3	3	1	0.3	0.3	0.1
Returned Parolee Placed on Probation	-	-	-	0.0	0.0	0.0
Released on Appeal Bond	-	-	1	0.0	0.0	0.1
Released for Court Appearance	92	87	80	7.7	7.3	8.9
Other Final Release by Court Order	13	14	8	1.1	1.2	0.9
<b>Subtotal: Court-ordered Release</b>	<b>108</b>	<b>104</b>	<b>90</b>	<b>9.0</b>	<b>8.7</b>	<b>10.0</b>
<b>Escape</b>	<b>5</b>	<b>4</b>	<b>3</b>	<b>0.4</b>	<b>0.3</b>	<b>0.3</b>
<b>Death (All Causes)</b>	<b>21</b>	<b>35</b>	<b>43</b>	<b>1.8</b>	<b>2.9</b>	<b>4.8</b>
<b>Total: All Types of Release</b>	<b>3,993</b>	<b>4,039</b>	<b>3,351</b>	<b>332.8</b>	<b>336.6</b>	<b>372.3</b>

\* Certain types of transactions involving known temporary exits from a correctional facility have been excluded from the body of the table (release to court/return from court-282).

\*\* Includes releases to post-incarceration supervision via the provisions of the Kansas Sentencing Guidelines Act of July 1993, as well as parole releases by action of the Kansas Prisoner Review Board.

Note: Totals may be slightly off due to rounding when comparing to page 3

Kansas Department of Corrections  
 End-of-Month Resident Population Report: April 2024 (Month 10, FY 2024)  
**Table 3**  
**Distribution of Resident Population by Type of Latest Admission:**  
**Comparison of March 31st, 2024 and April 30th, 2024**

*Note. The information presented here pertains to the inmate population on the specified dates and not to admissions during the period.*

Type of Admission [Latest Admission Per Master Record]		*Number of Residents		
Admission Code [OMIS]	Admission Description	3/31/2024	4/30/2024	Difference Nov Minus Dec
<b>Admission by Court Action:</b>				
010-1010	New Court Commitment	6,209	5,281	(928)
010-1022	Sanction from Probation	3	10	7
010-2010	Probation Violator, No New Sentence	1,077	1,116	39
010-2020	Probation Violator, New Sentence	682	693	11
010-2022	Probation Violator, New Conviction	40	42	2
020-1020	Parole Violator, New Sentence	510	467	(43)
020-1025	Parole to Detainer, New Sentence	55	56	1
020-1022	Parole Violator, Pending New Sentence	5	6	1
020-2020	Conditional Release Violator, New Sentence	11	11	-
020-2022	Conditional Release Violator Pending New Sentence	-	-	-
020-6020	Non-violator Return, New Sentence	43	43	-
040-1010	Admit in lieu of revocation of Parole/CR			-
<b>Subtotal: Latest Adm. as Court Commitment</b>		<b>8,635</b>	<b>7,725</b>	<b>(910)</b>
<b>Return by KDOC Action:</b>				
020-1010	Parole Violator, No New Sentence	451	511	60
020-2010	Conditional Release Violator, No New Sentence	3	3	-
020-5010	Return from Escape	-	-	-
020-6010	Non-violator Return, No New Sentence	3	2	(1)
050-1010	Par/CR/PRS/ Adm. Hold--Poss. Vio.			-
<b>Subtotal: Latest Adm. as Return by KDOC Action</b>		<b>457</b>	<b>516</b>	<b>59</b>
<b>Inter-jurisdictional Transfer:</b>				
010-4010	Interstate/Federal Compact Received	53	53	-
020-3010	Kansas Inmate Returned from Another Jurisdiction	1	1	-
<b>Subtotal: Latest Adm. as Inter-jurisdictional Transfer</b>		<b>54</b>	<b>54</b>	<b>-</b>
<b>Total: All Types of Admission (# of Offenders)</b>		<b>9,146</b>	<b>8,295</b>	<b>(851)</b>

\*The SAS POP end-of-month population figure sometimes varies slightly from the OMIS population report because the SAS file is generated at a different time of day than the OMIS population report and OMIS is a fluid database.



Kansas Department of Corrections

Graphic Highlights -- Monthly Resident Population Report (April 2024)

**Number of Admissions for Probation Sanctions by YTD Reporting Month: FY2020 - FY2024**

